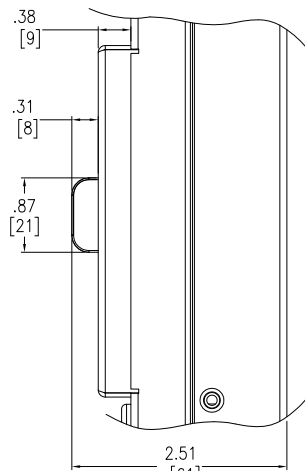
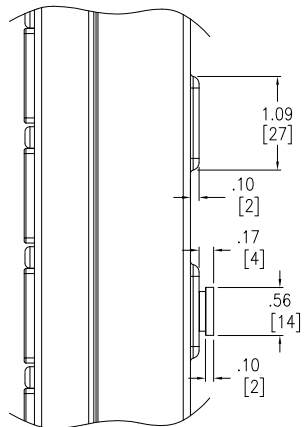


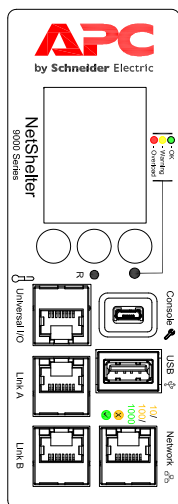
DETAIL-A
(NEMA L6-30P PLUG)



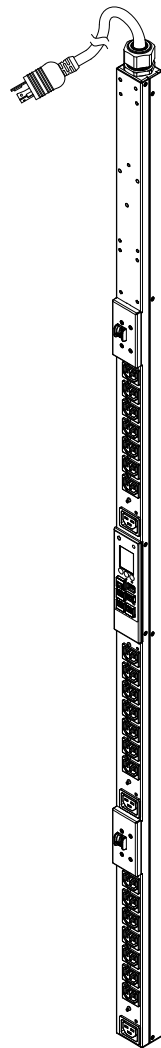
DETAIL-B



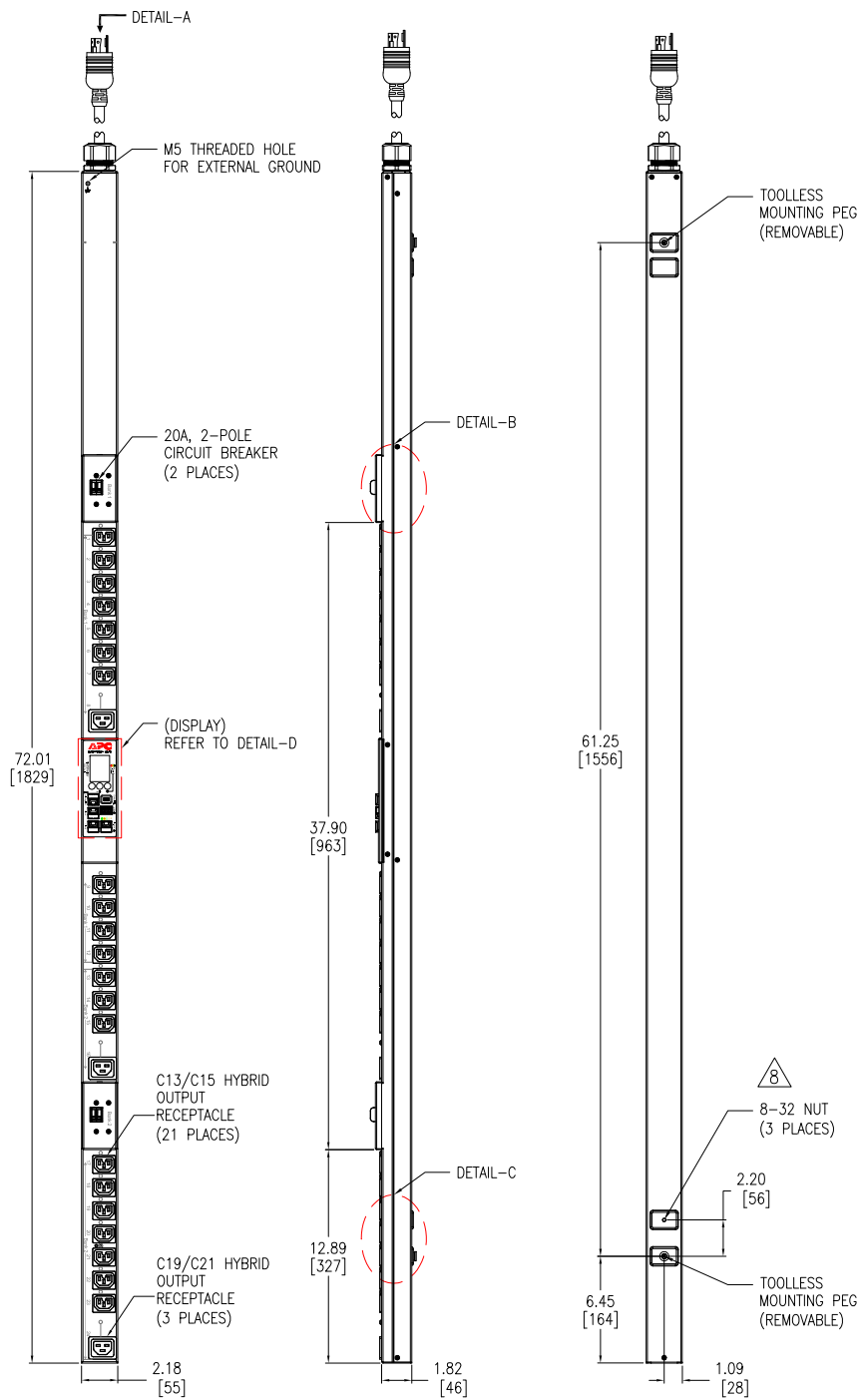
DETAIL-C



DETAIL-D (DISPLAY)



ISOMETRIC VIEW



FRONT VIEW

SIDE VIEW

REAR VIEW

NOTES:

1. INSTALLATION SHALL COMPLY WITH ALL APPLICABLE NATIONAL, STATE AND LOCAL CODES.
2. REFER TO PRODUCT DOCUMENTATION FOR ADDITIONAL DETAILS PRIOR TO INSTALLATION AND SITE PREPARATION WORK
3. UNLESS OTHERWISE SPECIFIED, ALL DIMENSIONS ARE IN INCHES[MILLIMETERS].
4. NET WEIGHT OF UNIT IS 18.75 lb [8.5kg].
5. LENGTH OF THE CORD IS 120 INCHES [3050mm].
6. UNIVERSAL MOUNTING BRACKET IS AN ALTERNATIVE MOUNTING METHOD TO THE TOOLLESS MOUNT FOR 3RD PARTY ENCLOSURES. BRACKET IS PROVIDED WITH THE UNIT. DETAILED INSTALLATION INSTRUCTIONS CAN BE FOUND IN THE PROVIDED MANUAL.
7. BRACKET KITS TO MOUNT TO SPECIFIC 3RD PARTY ENCLOSURES ARE AVAILABLE AS OPTIONS.

△8. REFER TO WARNING LABEL ON REAR OF UNIT FOR SCREW MOUNTING.

THIS DRAWING AND SPECIFICATIONS HEREIN ARE THE PROPERTY OF SCHNEIDER ELECTRIC AND SHALL NOT BE COPIED, REPRODUCED OR USED IN WHOLE OR IN PART, AS THE BASIS FOR THE MANUFACTURE OR SALE OF ITEMS WITHOUT WRITTEN PERMISSION FROM SCHNEIDER ELECTRIC. THIS DRAWING IS BASED UPON LATEST AVAILABLE INFORMATION AND IS SUBJECT TO CHANGE WITHOUT NOTICE.



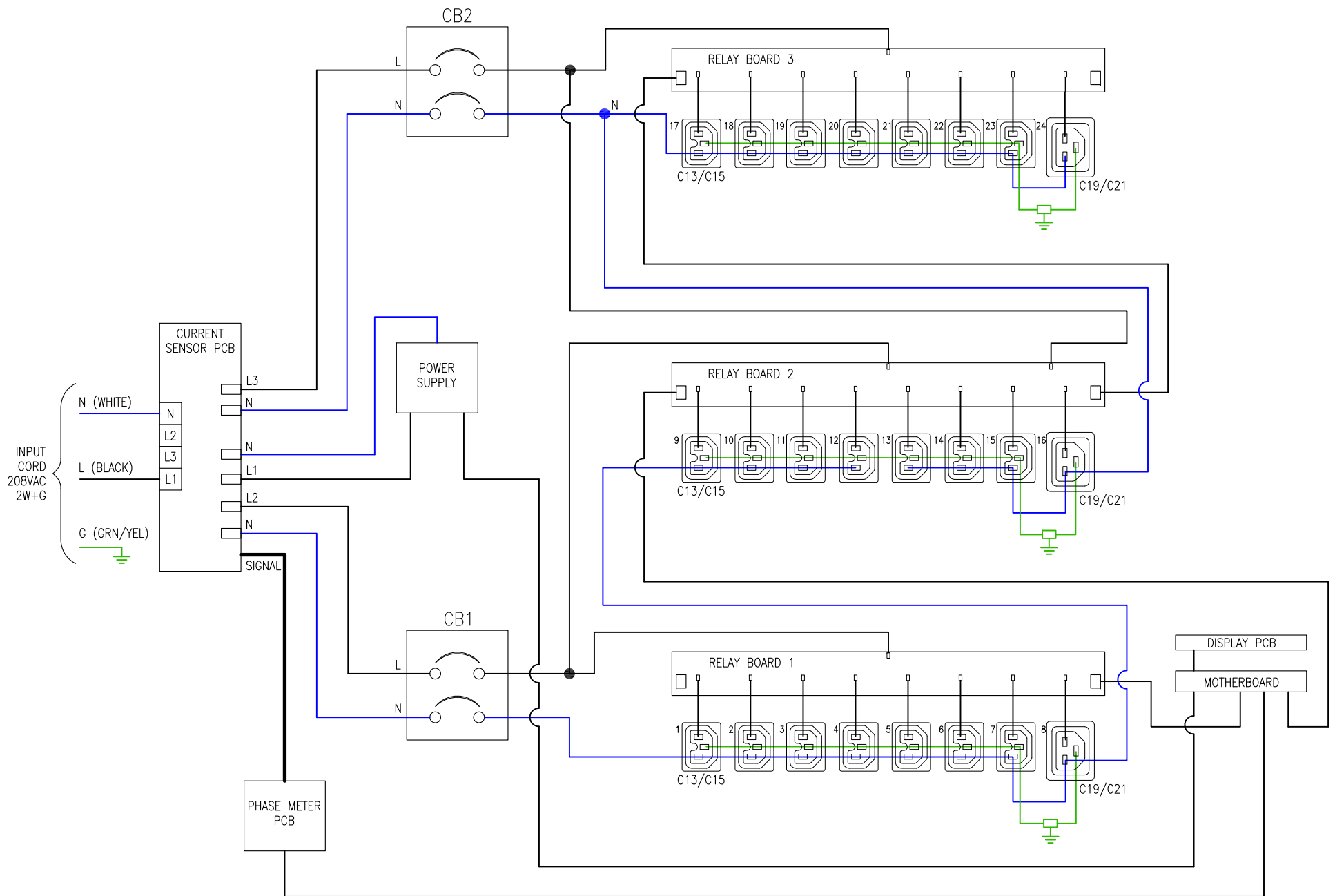
TITLE: APC NetShelter RACK PDU, 9000
SWITCHED, ZERO U, 1PH, 30A, 200/208V
INPUT: NEMA L6-30P
OUTPUT: (21)C13/C15 HYBRID & (3)C19/C21 HYBRID
GENERAL ARRANGEMENT

PROJECT: STD SUBMITTAL DRAWINGS SHEET 1 OF 2

DWG NO: APDU9941 0

DRAWN BY: JAYAPRAKASH 31-AUG-20
ENGINEER: YUCHUN JIANG 06-OCT-20
APPROVED BY: WeiCheng CHENG 06-OCT-20

REV: 0
THIRD ANGLE PROJ



NOTES:

1. INSTALLATION SHALL COMPLY WITH ALL APPLICABLE NATIONAL, STATE AND LOCAL CODES.
2. SEE PRODUCT DOCUMENTATION FOR FURTHER INFORMATION
3. THIS DRAWING DEPICTS THE POWER SYSTEM CONNECTIONS AND IS NOT REPRESENTATIVE OF THE PHYSICAL LAYOUT. PLEASE REFER TO MECHANICAL DRAWINGS FOR PHYSICAL LAYOUT.
4. OUTLETS 1-12 ARE CONNECTED TO CB1
OUTLETS 13-24 ARE CONNECTED TO CB2.

THIS DRAWING AND SPECIFICATIONS HEREIN ARE THE PROPERTY OF SCHNEIDER ELECTRIC AND SHALL NOT BE COPIED, REPRODUCED OR USED IN WHOLE OR IN PART, AS THE BASIS FOR THE MANUFACTURE OR SALE OF ITEMS WITHOUT WRITTEN PERMISSION FROM SCHNEIDER ELECTRIC. THIS DRAWING IS BASED UPON LATEST AVAILABLE INFORMATION AND IS SUBJECT TO CHANGE WITHOUT NOTICE.



TITLE: APC NetShelter RACK PDU, 9000
SWITCHED, ZERO U, 1PH, 30A, 200/208V
INPUT: NEMA L6-30P
OUTPUT: (21)C13/C15 HYBRID & (3)C19/C21 HYBRID
SCHEMATIC DIAGRAM

PROJECT: STD SUBMITTAL DRAWINGS SHEET 1 OF 2

DWG NO: APDU9941

DRAWN BY: JAYAPRAKASH	31-AUG-20	ANGLE
ENGINEER: YUCHUN JIANG	06-OCT-20	PROJECTION
APPROVED BY: WeiCheng CHENG	06-OCT-20	N.A

REV. 0