

# Tool-Less Blanking Panels

## specifications

Unused rack openings shall have blanking panels installed to reduce bypass airflow through open spaces in racks and cabinets. Panels shall be designed of non-metallic material with a snap-in feature that allows easy installation by hand. A latch design will allow for installation in round tapped holes or in square holes with or without cage nuts. Panels shall seal properly between rack units to minimize bypass air. Panels shall be available in 1 Rack Unit (RU) or 2 RU sizes to enable the blanking of multiple rack unit configurations. Panels shall be designed to stack easily to minimize storage space while products are not being used.



1 RU Panel



2 RU Panel



1 RU (Pass-through) Panel

## technical information

**Standards:** 19.00" (483mm) width meets CEA-310-E standards

**RoHS compliance:** Yes

**Compatibility:** Solutions available for 0.38" (9.5mm) square hole EIA vertical mounting angles (VMAs) as well as #10 (M5) or #12 (M6) round tapped holes

**Material (color):** Black ABS and White ABS

## key features and benefits

<b>Non-metallic material with snap-in feature</b>	Installs easily by hand – no screws/tools required; improves productivity
<b>Latch design</b>	Allows for installation in #10 (M5) or #12 (M6) round tapped holes or in square holes with or without cage nuts allowing installation in multiple applications; eliminates the need to remove cage nuts for select applications providing installer flexibility; lowers total cost of ownership
<b>Sealing vanes</b>	Seal between rack units to minimize bypass air to improve energy efficiency
<b>Two sizes</b>	1 RU or 2 RU sizes can blank out multiple rack unit configurations enabling installer to select appropriate sizes for specific applications
<b>Stacking design</b>	Allows product to stack easily when stored minimizing space while products are not being used; improves storage efficiency
<b>Pass-through area</b>	Creates ability to pass cable from front to back of cabinets, while still maintaining sealing capabilities by utilizing sliding doors and integrated foam pieces; allows up to 16 C13/C14 or 6 C19/C20 cables to pass

## applications

The tool-less blanking panels are part of the energy-saving airflow management solutions for smart data centers. They are designed to minimize bypass airflow in racks and cabinets while providing a desirable appearance. The tool-less blanking panel has design features that help to speed installation and is part of the complete range of cooling accessories available from Panduit to help maximize

management and control of the physical infrastructure. The tool-less pass-through blanking panels have design features that help speed installation and allow cables to pass from the front to the back of cabinets. These blanking panels are part of the complete range of cooling accessories available from Panduit to help maximize management and control of the physical infrastructure.

### Tool-Less Blanking Panels

**1 RU x 19" (483mm) width for 3/8" square holes**  
**Black:** TLBP1S-V  
**White:** TLBP1S-V10

**2 RU x 19" (483mm) width for 3/8" square holes**  
**Black:** TLBP2S-V  
**White:** TLBP2S-V10

**1 RU x 19" (483mm) width for round tapped holes**  
**Black:** TLBP1R-V  
**White:** TLBP1R-V10

**2 RU x 19" (483mm) width for round tapped holes**  
**Black:** TLBP2R-V  
**White:** TLBP2R-V10

**1 RU x 19" (483mm) width for 3/8" square holes; includes pass-through areas**  
**Black:** TLBPBPT1S

### Cool Boot® Grommets (New Installations)

**6" x 8":** RFG6X8Y  
**8" x 8":** RFG8X8Y  
**10" x 8":** RFG10X8Y  
**12" x 8":** RFG12X8Y  
**12" x 4":** RFG12X4Y  
**4.5" diameter:** RFG3DY  
**6.5" diameter:** RFG5DY

### Cool Boot® Grommets (Retrofit Applications)

**6" x 8":** RFG6X8SMY  
**8" x 8":** RFG8X8SMY  
**10" x 8":** RFG10X8SMY  
**12" x 8":** RFG12X8SMY  
**12" x 4":** RFG12X4SMY  
**4.5" diameter:** RFG3DSMY  
**6.5" diameter:** RFG5DSMY

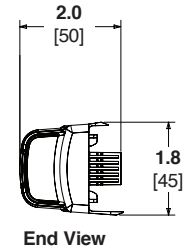
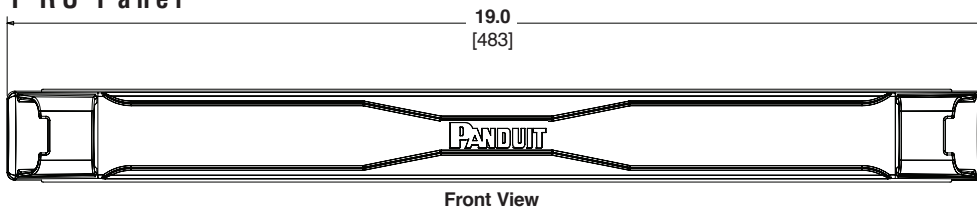
For full line of NetAccess™ Cabinets and NetAccess™ Vertical Exhaust System Kits reference: RKCB37--SA-ENG.

# Tool-Less Blanking Panels

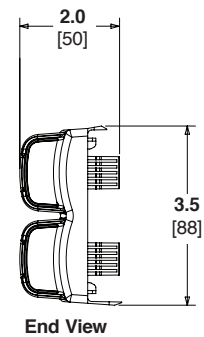
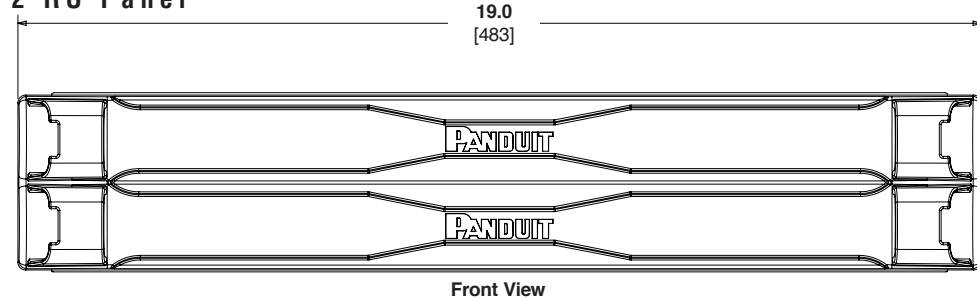
## Ordering Information

Black Part Numbers	White Part Numbers	Rack Unit(s)	Hole Configuration	Std. Pkg. Qty.
TLBP1S-V	TLBP1S-V10	1RU	3/8" (9.5mm) square (with or without cage nuts installed).	5
TLBP1R-V	TLBP1R-V10	1RU	#10 (M5) or #12 (M6) round tapped holes.	5
TLBP2S-V	TLBP2S-V10	2RU	3/8" (9.5mm) square (with or without cage nuts installed).	5
TLBP2R-V	TLBP2R-V10	2RU	#10 (M5) or #12 (M6) round tapped holes.	5
TLBPBPT1S	—	1RU	3/8" (483mm) square (with or without cage nuts installed); includes two 1" x 2" pass-through windows with sliding doors and integrated foam.	1

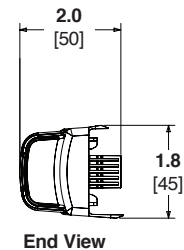
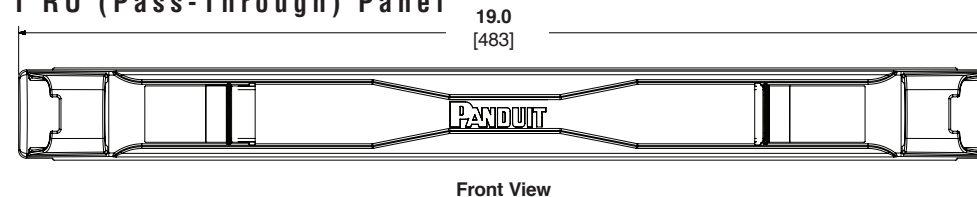
### 1 RU Panel



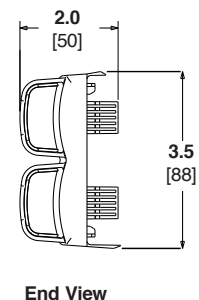
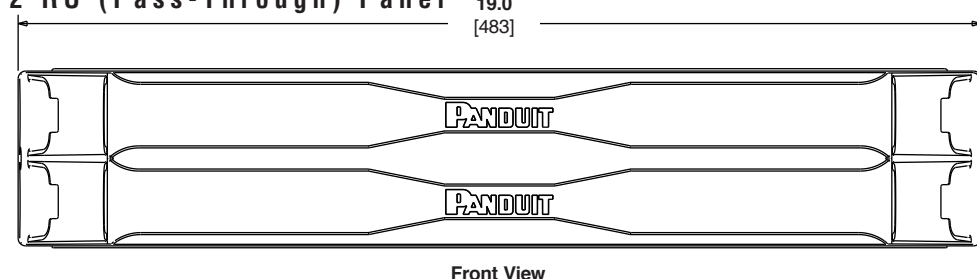
### 2 RU Panel



### 1 RU (Pass-Through) Panel



### 2 RU (Pass-Through) Panel



Dimensions are in inches. [Dimensions in brackets are metric.]

#### WORLDWIDE SUBSIDIARIES AND SALES OFFICES

PANDUIT US/CANADA  
Phone: 800.777.3300

PANDUIT EUROPE LTD.  
London, UK  
cs-emea@panduit.com  
Phone: 44.20.8601.7200

PANDUIT SINGAPORE PTE. LTD.  
Republic of Singapore  
cs-ap@panduit.com  
Phone: 65.6305.7575

PANDUIT JAPAN  
Tokyo, Japan  
cs-japan@panduit.com  
Phone: 81.3.6863.6000

PANDUIT LATIN AMERICA  
Guadalajara, Mexico  
cs-la@panduit.com  
Phone: 52.33.3777.6000

PANDUIT AUSTRALIA PTY. LTD.  
Victoria, Australia  
cs-aus@panduit.com  
Phone: 61.3.9794.9020

For a copy of Panduit product warranties, log on to [www.panduit.com/warranty](http://www.panduit.com/warranty)

For more information

Visit us at [www.panduit.com](http://www.panduit.com)

Contact Customer Service by email: [cs@panduit.com](mailto:cs@panduit.com)  
or by phone: 800-777-3300

**PANDUIT**<sup>®</sup>

©2017 Panduit Corp.  
ALL RIGHTS RESERVED.  
WASP39--WW-ENG  
Replaces WW-WASP17  
9/2017