

## DESCRIPTION

The LED APC series is UL924 code compliant solution for indoor exit and emergency requirements that will operate for a minimum of 90 minutes during a power outage. The LED emergency heads are adjustable, can be side or top mounted and will provide 17 feet of emergency egress coverage. The nickel cadmium battery requires no maintenance. The exit features an LED source available for red or green letters, is field configurable for single or double face and has field configurable chevrons. The polycarbonate housing is universal mount ( ceiling, wall or end ) and available in a white or black finish. The high powered remote capable versions (H series) will power two additional 3.6 volt emergency heads from the APWR series to generate a total of 34 feet of emergency egress coverage.

## SPECIFICATION FEATURES

### Electrical

- Dual Voltage Input 120/277VAC, 60Hz
- Line-latching
- Solid-State Voltage Limited Charger
- Solid-State Switching
- Brownout Protection
- Low Voltage Disconnect
- Overload/Short Circuit Protection
- Test Switch / Power Indicator Light
- High Power Combo available capable of running two additional LED remote heads
- 3.6V, .78W DC long Lasting LED Heads

### Housing Construction

- All components are injection molded, color stable, high impact polycarbonate material
- Textured finish available in white or black
- Components are of snap-fit construction to facilitate under 5-minute installation
- Reinforcing ribs throughout

- to provide maximum strength
- Molded-in wireways facilitate internal wire routing and connections
- All components including battery and electronics are located inside the exit housing
- Snap-out or snap-in chevron directional indicators have full 3/4" stroke
- Universal exits can be field configured as single face or double face
- Snap-fit canopy with captive mounting screws included with all exits
- Exit can be ceiling, wall, or end mounted
- Universal J-box mounting pattern
- Operating temperature range 10 °C to 40 °C

### Battery

- Sealed nickel cadmium
- Maintenance free, long life
- Full recharge time: 24 hrs (max.)

### Code Compliance

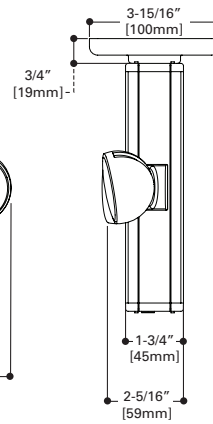
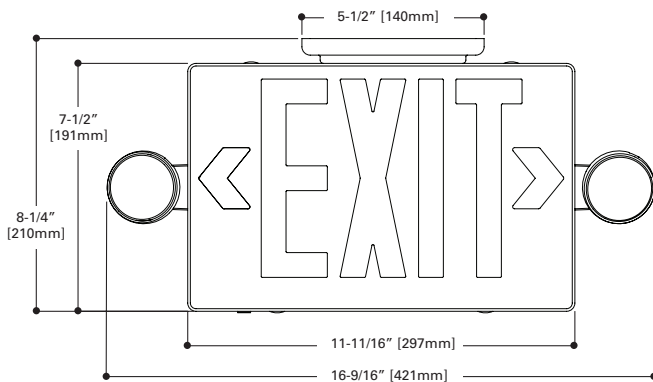
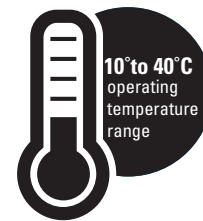
- UL 924 Listed
- UL Damp Location Listed
- Life Safety NFPA 101
- NEC/OSHA
- Most State and Local Codes
- California Energy Code compliant

### Lamp Data

- AC LED: Long life LED lamps provide uniform diffused illumination
- DC: LED DC lamps (Brighter in emergency mode)
- Heads DC: 3.6V, .78W Long Life LED Heads Light Output Equivalent to 5.4W Incandescent

### Warranty

- Five-year warranty
- Seven-year prorated battery warranty



## ORDERING INFORMATION

SAMPLE NUMBER: APXH7R2

Series	Remote Heads Powered	Battery	Face Options	Letter Colors	Housing Color	Catalog numbers
APC	_ = no remote heads	7 = nickel cadmium battery	_ = Universal	R = Red G = Green	_ = White BK = Black	APC7R, APC7RBK, APC7G, APC7GBK
	H = two 3.6V LED heads	7 = nickel cadmium battery	_ = Universal	R = Red G = Green	_ = White BK = Black	APCH7R, APCH7RBK, APCH7G, APCH7GBK

Catalog #		Type	
Project			
Comments		Date	
Prepared by			



## APC/APCH SERIES

POLYCARBONATE EXIT  
AC ONLY SELF POWERED  
EMERGENCY  
LED LAMPS  
EXIT LIGHTING

### ENERGY DATA

Maximum power consumption under all charge conditions:

#### Sealed Nickel Cadmium Battery LED Exits - Red

Input Power:	120V = 1.31W	277V = 1.68W
Input Current (Max.):	120V = .09A	277V = .09A
Power Factor:	120V = >.12	277V = >.07

#### AC Only LED Exits - Red

Input Power:	120V = 2.34W	277V = 1.62W
Input Current (Max.):	120V = .14A	277V = .10A
Power Factor:	120V = >.14	277V = >.06

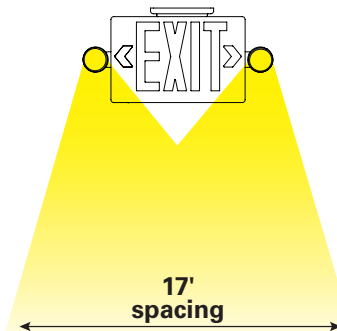
#### LED Exits - Green

Input Power:	120V = 1.55W	277V = 1.45W
Input Current (Max.):	120V = .09A	277V = .09A
Power Factor:	120V = >.14	277V = >.06

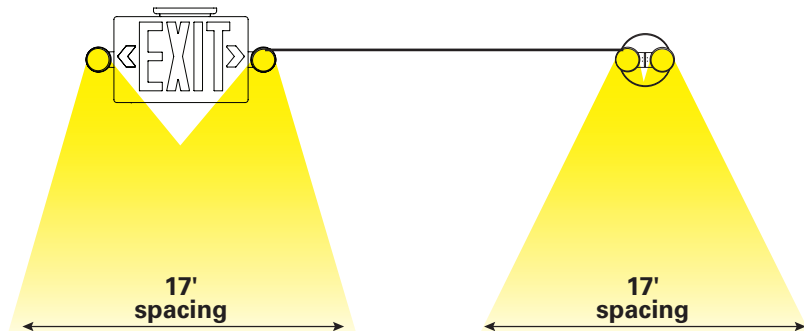
#### LED Exits - Green

Input Power:	120V = 2.8W	277V = 2.1W
Input Current (Max.):	120V = .10A	277V = .10A
Power Factor:	120V = >.20	277V = >.07

## APC SPACING



## APC SPACING WITH REMOTE



## TECHNICAL DATA

**Lamps**

The AP Series Exits with Heads use energy efficient, long life LED's to provide uniform diffuse illumination of the exit face. The low operating costs and zero maintenance requirement makes LED lamps the wisest choice for exit signs today. Emergency exit illumination is provided by LED lamps and the heads employ 3.6V, .78W DC Long Lasting LED Heads.

**Housing Construction**

Rugged, durable, injection molded thermoplastic materials are used throughout the AP Series Exits with Heads. All structural components are designed with reinforcing ribs to add additional rigidity and to maximize structural integrity. These materials are impact and scratch resistant, and they have been UV stabilized to resist discoloration due to age and ultraviolet radiation. All components are designed to be of snap-fit construction - no mechanical fasteners - to facilitate installation in under 5-minutes. Any components required for installation (wirenuts, wire leads, universal metal J-box bracket, etc.) are all included with each exit. The universal design of the AP Series Exits with Heads enables universal exits to be configured as single face or double face in the field. The AP Series Exits with Heads can be wall, ceiling, or end mounted; a rugged, snapfit, low profile canopy with captive screws is included with every exit for ceiling and end mounting applications. Housing available in white or black color

**Lens**

Lenses for the AP Series Exits with Heads are made from durable impact resistant thermoplastic. All exit faces are designed with full 3/4" stroke snap-out or snap-in chevron directional indicators to insure maximum visibility and compliance with the latest codes.

**Line-Latched**

All Pro's line-latched electronic circuitry makes installation easy and economical. A labor efficient AC activated load switch prevents the lamps from turning on during installation to a non-energized AC circuit. Line-latching eliminates the need for a contractor's return to a job site to connect the batteries when the building's main power is turned on.

**Solid-State Charger**

Supplied with a 120/277 VAC, voltage regulated solid-state charger. Immediately upon restoration of AC current after a power failure, the charger provides a high charge rate. The charge circuit reacts to the condition of the battery and regulates the charging process in order to maintain peak battery capacity and maximize battery life. Solid-state construction recharges the battery following a power failure in accordance with UL 924.

**Brownout Circuit**

The brownout circuit on All Pro's exits monitors the flow of AC current to the exit and activates the emergency lighting system when a predetermined reduction of AC power occurs. This dip in voltage will cause most ballasted fixtures to extinguish causing loss of normal lighting even though a total power failure has not occurred.

**Solid-State Transfer**

The AP Series Exits with Heads incorporates solid-state switching which eliminates corroded and pitted contacts or mechanical failures associated with relays. The switching circuit is designed to detect a loss of AC voltage and automatically energizes the lamps using DC power. Upon restoration of AC power, the DC power will be disconnected and the charger will automatically recharge the battery.

**Low Voltage Disconnect**

When the battery's terminal voltage falls, the low voltage circuitry disconnects the lighting load. The disconnect remains in effect until normal utility power is restored, preventing deep battery discharge.

**Test Switch/Power Indicator Light**

A test switch located on the bottom of the exit permits the activation of the emergency circuit for a complete operational systems check. The Power Indicator Light provides visual assurance that the AC power is on.

**Overload and Short Circuit Protection**

The solid-state overload monitoring device in the DC circuit disconnects the lamp load from the battery should excessive wattage demands be made and automatically resets when the overload or short circuit is removed. This overload current protective feature eliminates the need for fuses or circuit breakers for the DC load.

**Sealed Nickel Cadmium Battery**

All Pro Emergency sealed nickel cadmium batteries are maintenance-free with a life expectancy of 10 years. The sealed rechargeable nickel cadmium battery offers high discharge rates and stable performance over a wide range of temperatures. The specially designed resealable vent automatically controls cell pressure, assuring safety and reliability. This battery is best suited for harsh ambient temperatures because the electrolyte is not active in the electrochemical process.

**Warranty**

All-Pro products are backed by a five-year warranty.