

Description

The E7ICATNB is a compact and efficient recessed housing optimized and listed for EISA compliant tungsten-halogen, CFL and LED lamps as well as incandescent. Housing is suitable for residential or light commercial applications. For installation in insulated ceilings* and non-insulated ceilings with airtight code compliant construction. Use with a variety of trims and finishes to create different lighting effects or to match any decor. May be retrofit with compatible HALO LED lighting systems.

The E7ICATNB can save installation time. It is designed without a socket plate for use with socket supporting trims only. With these trims there is no need to spend time removing the socket plate and the fixed lamp position of socket supporting trims saves on lamp adjustment time too.

Specification Features

Housing

- Single wall die-formed aluminum housing
- Housing features a precision rolled interlocking collar which maintains aperture geometry for greater assurance of installation results
- Integral gasket for code-required gasket between fixture and finished ceiling - seals aperture without need for additional caulk
- May be removed from the plaster frame to provide access to junction box

Plaster Frame

- Galvanized steel frame. Housing adjusts in plaster frame to accommodate up to 3/8" - 1" ceiling thickness.
- (2) Regressed locking screws for securing hanger bars
- Integral Air-Tite gasket seals housing and meets code-required gasket between fixture and finished ceiling

Includes:

Bar Hangers

All Nail!™

- Integral precisely positioned nail for engineered and natural framing
- Mini-foot leveling flange
- Integral T-Grid Clip, no accessory clips required

q-Channel bars with Pass-N-Thru™

- Unique inverted "q" interlocking channel for rigidity and stability
- Pass-N-Thru™ feature allows bars to cross-over for tool-less shortening in tight spaces

Hinged junction box w/ Slide-N-Side™

- (3) Slide-N-Side™ Non-Metallic (NM) wire traps, allow wiring outside the box
- For 14-2, 14-3, 12-2, 12-3 U.S. and 14-2, 14-3, 12-2 Canadian
- (4) 1/2" conduit pry-outs
- Hinged door for easy access
- Box is repositionable 90° on frame to avoid obstructions

Quick Connect™

- (3) Push wire nuts included, for speed & reliability
- Clear caps for wire connection visibility

cULus Listed

- Compact 16 in³ volume
- Listed for max. (10) No. 12 AWG or (14) No. 14 AWG 90° C splice conductors in box

Air-Tite™ code compliant

- Certified under ASTM E283
- Exclusive gasket seals aperture, frame & ceiling
- No additional caulk required

Socket

- Porcelain socket with nickel plated brass screw shell
- Snap-in socket speeds installation and attaches directly to the trim for consistent lamp positioning

Thermal Protector

- Self resetting thermal protector deactivates fixture if overheating occurs due to improper lamping or misapplied insulation.

Trims

- Halo Fit-All concept offers multiple trim options in a variety of design styles, and functional beam distributions to control beam angle and lumen delivery in accommodating various lamp types including Halogen, CFL and LED

Compliance

- cULus Listed 1598 Luminaire
- cULus Listed Damp Location
- cULus Listed for Wet Location, covered ceiling, with select trims
- cULus Listed for direct contact with insulation and combustible material*
- Air-Tite code compliant. Certified under ASTM E283; not exceeding 2.0 cfm (0.944 L/s) air leakage rate tested at a 1.57 psf (75 Pa) pressure differential
- RoHS compliant

*Not to be used in direct contact with spray foam insulation (Consult NEMA LSD57-2013).



E7ICATNB

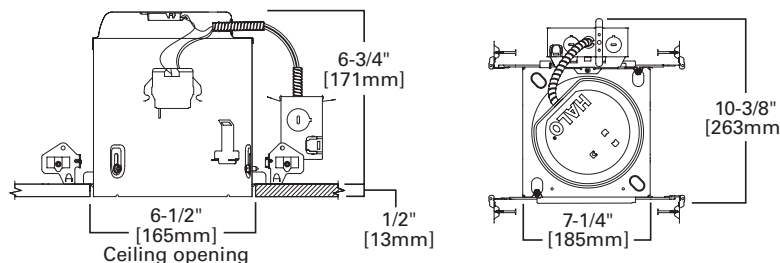
**6" IC, Air-Tite,
New Construction
Housing, No Bracket**

E26 Screw base housing

**FOR USE IN INSULATED
CEILINGS**

**FOR DIRECT CONTACT
WITH INSULATION***

Dimensions



Special Features

- All-Nail!™ bar hangers
- q-Channel bars with Pass-N-Thru™
- Hinged J-Box with Slide-N-Side™
- Quick Connect™ push wire nuts
- Air-Tite™ code compliant

Ordering Information

































Sample Number: E7ICATNB 6125WB

Order housing, trim and lamp (by others) separately for a complete luminaire.

Housing

E7ICATNB = 6" insulated ceiling, airtight recessed housing, new construction, no socket bracket, 120V

Trims

 <p>30 Reflector, Self-flange OD: 7-1/4" [184mm] 30HAT=Haze Reflector, White Trim 30RGAT=Residential Gold Reflector, White Trim 30CAT=Clear Specular Reflector, White Trim</p>	 <p>378 PAR30 Regressed Gimbal with Splay 25° Tilt, Self-flange OD: 7-1/4" [184mm] 378P=White Splay and Trim 378=Clear Specular Splay and White Trim</p>	 <p>6145 Open Wet Location, Shallow Reflector, Self-flange - Showerlight* OD: 7-3/4" [197mm] 6145WH=White Reflector and Trim 6145SN=Satin Nickel Reflector and Trim 6145TBZ=Tuscan Bronze Reflector and Trim</p>
 <p>30SBAT Reflector, Self-flange OD: 7-1/4" [184mm] 30SBAT=Black Specular Reflector, Self-flange</p>	 <p>420 BR/PAR30 Regressed Eyeball 30° Tilt, Self-flange OD: 7-1/4" [184mm] 420W=White Eyeball, Baffle and Trim 420P=White Eyeball, Black Baffle, White Trim</p>	 <p>6146 Open Wet Location, Full Reflector, Self-flange - Showerlight* OD: 7-3/4" [197mm] 6146WH=White Reflector and Trim 6146SN=Satin Nickel Reflector and Trim 6146TBZ=Tuscan Bronze Reflector and Trim</p>
 <p>404 Specular Reflector OD: 7-1/4" [184mm] 404C=Clear Specular Reflector, White Trim 404H=Haze Reflector, White Trim 404SN=Satin Nickel Reflector and Trim 404TBZ=Tuscan Bronze Reflector and Trim</p>	 <p>478 PAR38 Adjustable Regressed Gimbal with Splay 25° Tilt, Self-flange OD: 7-1/4" [184mm] 478P=White Splay and Trim</p>	 <p>6150 Frost Dome Glass Lens, Self-flange OD: 7-3/4" [197mm] 6150WH=Frost Dome Glass Lens with Reflector, White Plastic Trim 6150SN=Frost Dome Glass Lens with Reflector, Satin Nickel Plastic Trim 6150TBZ=Frost Dome Glass Lens with Reflector, Tuscan Bronze Plastic Trim</p>
 <p>4041 White Reflector, Self-flange OD: 7-1/4" [184mm] 4041P=White Reflector and Trim</p>	 <p>6130 BR/PAR30 Eyeball 35° Tilt, Self-flange OD: 7-3/4" [197mm] 6130WH=White Eyeball and Trim</p>	 <p>6162 Drop Opal Plastic Lens, Self-flange - Showerlight OD: 7-3/4" [197mm] 6162WH=Drop Opal Plastic Lens with Reflector, White Plastic Trim</p>
 <p>6120 Full Cone Reflector, Self-flange OD: 7-3/4" [197mm] 6120WH=White Reflector and Trim 6120SN=Satin Nickel Reflector and Trim 6120TBZ=Tuscan Bronze Reflector and Trim</p>	 <p>6170 PAR38 Gimbal 25° Tilt, Self-flange OD: 7-3/4" [197mm] 6170WH=White Gimbal and Trim 6170BK=Black Gimbal and Trim 6170SN=Satin Nickel Gimbal and Trim 6170TBZ=Tuscan Bronze Gimbal and Trim</p>	 <p>6230 Squirrel Frost Glass Lens, Metal Trim - Showerlight OD: 7-1/4" [183mm] 6230AH=Frost Glass Lens, Aluminum Haze Squirrel Trim 6230PN=Frost Glass Lens, Polished Nickel Squirrel Trim 6230SN=Frost Glass Lens, Satin Nickel Squirrel Trim 6230TBZ=Frost Glass Lens, Tuscan Bronze Squirrel Trim</p>
 <p>6121 Shallow Full Cone Reflector, Self-flange OD: 7-3/4" [197mm] 6121WH=White Reflector and Trim</p>	 <p>6215 PAR30 Double Gimbal 35°-50° Tilt, Self-flange OD: 7-3/4" [197mm] 6215WH=White Gimbal and Trim 6215BK=Black Gimbal and Trim 6215SN=Satin Nickel Gimbal and Trim 6215TBZ=Tuscan Bronze Gimbal and Trim</p>	 <p>6255 Soft Square, Frost Curve Glass Lens, Self-flange - Showerlight OD: 7-1/4" [183mm] 6255WH=Frost Curve Glass Lens with Reflector, White Plastic Trim 6255SN=Frost Curve Glass Lens with Reflector, Satin Nickel Plastic Trim 6255TBZ=Frost Curve Glass Lens with Reflector, Tuscan Bronze Plastic Trim</p>
<p>Baffles</p>  <p>30 Baffle, Self-flange OD: 7-1/4" [184mm] 30WAT=White Baffle, Reflector and Trim 30WATH=White Baffle, Clear Reflector and White Trim 30PAT=Black Baffle, Clear Reflector and White Trim 30SNAT=Satin Nickel Baffle, Reflector and Trim 30TBZAT=Tuscan Bronze Baffle, Reflector and Trim</p>	 <p>6222 Regressed PAR30 Adjustable 45° Tilt, Self-flange OD: 7-3/4" [197mm] 6222WB=White Baffle and Trim 6222BB=Black Baffle and Trim 6222SC=Specular Clear Reflector, White Trim 6222H=Haze Reflector, White Trim</p>	<p>Open, Splay & Wall Wash</p>  <p>300 Open Trim with Fixed Socket Bracket, Self-flange OD: 7-1/4" [183mm] 300P=Self-flange with White Open Trim 300SN=Self-flange with Satin Nickel Open Trim 300TBZ=Self-flange with Tuscan Bronze Open Trim</p>
 <p>6125 Full Cone Baffle, Self-flange OD: 7-3/4" [197mm] 6125WB=White Baffle and Trim 6125BB=Black Baffle, White Trim 6125BKBB=Black Baffle and Trim</p>	<p>Lenses & Wet Location Showerlights</p>  <p>170 Albalite Lens with Reflector OD: 8" [203mm] 170P=Frosted Albalite Glass Lens, White Trim 170PS=Frosted Albalite Glass Lens, White Plastic Trim, Showerlight, Air-Tite</p>	 <p>327 White Splay Trim with Fixed Socket Bracket, Self-flange OD: 7-3/4" [197mm] 327P=White Splay Trim with Socket Bracket</p>
<p>Adjustable - Eyeballs & Gimbals</p>  <p>74 PAR30 Eyeball 30° Tilt, Self-flange OD: 8" [203mm] 74P=White Eyeball and Trim</p>	 <p>171 Drop Opal Lens with Reflector OD: 8" [203mm] 171P=Drop Opal Glass Lens, White Trim 171PS=Drop Opal Glass Lens, White Plastic Trim, Showerlight, Air-Tite</p>	 <p>430 Wall Wash with Baffle & Full Reflector OD: 7-1/4" [183mm] 430W=White Baffle, with Upper Reflector, White Trim 430P=Black Baffle, with Upper Reflector, White Trim</p>
 <p>76 PAR38 Gimbal 30° Tilt, Self-flange OD: 8" [203mm] 76P=White Gimbal and Trim</p>	 <p>172 Dome Lens with Reflector OD: 7-3/4" [197mm] 172PS=Frosted Glass Dome, White Plastic Trim 172SNS=Frosted Glass Dome, Satin Nickel Plastic Trim 172TBZS=Frosted Glass Dome, Tuscan Bronze Plastic Trim</p>	
 <p>78 BR/PAR30 Eyeball 30° Tilt, Self-flange OD: 8" [203mm] 78P=White Eyeball and Trim 78PAT=White Eyeball and Trim, Air-Tite 78SN=Satin Nickel Eyeball and Trim 78TBZ=Tuscan Bronze Eyeball and Trim</p>	 <p>173 Fresnel Lens with Reflector OD: 8" [203mm] 173P=Fresnel Glass Lens, White Trim 173PS=Fresnel Glass Lens, White Plastic Trim, Showerlight, Air-Tite</p>	
 <p>376 PAR30 Regressed Gimbal 30° Tilt, Self-flange OD: 7-1/4" [184mm] 376W=White Baffle and Trim 376P=Black Baffle and White Trim</p>		

*Outdoor rated lamp only (purchase separately)