



Data sheet | Item number: 811-310

2-conductor fuse terminal block; for cylindrical fuses 10 x 38 mm; 13/32" x 11/2"; 1-pole; without blown fuse indication; for DIN-rail 35 x 15 and 35 x 7.5; 16 mm²; CAGE CLAMP®; 16,00 mm²; light gray



www.wago.com/811-310



RoHS Compliant

Color:

Item description

Safety information 1:

Electrical ratings are given by the fuse.

Safety information 2:

Operating temperature range: -35 °C ... +85 °C

Data

Electrical data

Voltage type 1	AC
Voltage type 2	DC

Ratings per IEC/EN 60664-1

Ratings per	IEC/EN 60947-7-3
Nominal voltage (III/3)	690 V
Rated current	32 A
Rated voltage (III/3) 2	1000 V

Subject to changes. Please also observe the further product documentation!

WAGO Kontakttechnik GmbH & Co. KG
Hansastr. 27
32423 Minden
Phone: +49571 887-0 | Fax: +49571 887-169
Email: info.de@wago.com | Web: www.wago.com

Do you have any questions about our products?
We are always happy to take your call at +49 (571) 887-44222.



Connection data

Connection technology	CAGE CLAMP®
Actuation type	Operating tool
Connectable conductor materials	Copper
Solid conductor	2,5 ... 16 mm ² / 14 ... 6 AWG
Fine-stranded conductor	2,5 ... 16 mm ² / 16 ... 6 AWG
Strip length	12 ... 13 mm / 0.47 ... 0.51 inch
Pole No.	1
Total number of connection points	2
Total number of potentials	1
Number of levels	1
Wiring type	Side-entry wiring

Geometrical Data

Width	17,5 mm / 0.689 inch
Height from upper-edge of DIN-rail	55 mm / 2.165 inch
Depth	105 mm / 4.134 inch

Mechanical data

Design	horizontal type
Mounting type	DIN-35 rail

Material Data

Color	light gray
Insulation material	Polyamide 66 (PA 66)
Weight	1.1 g

Commercial data

Product Group	1 (Rail Mounted Terminal Blocks)
Packaging type	BOX
GTIN	4050821498889















Counterpart

Subject to changes. Please also observe the further product documentation!

WAGO Kontakttechnik GmbH & Co. KG
 Hansastr. 27
 32423 Minden
 Phone: +49571 887-0 | Fax: +49571 887-169
 Email: info.de@wago.com | Web: www.wago.com

Do you have any questions about our products?
 We are always happy to take your call at +49 (571) 887-44222.

Compatible products

Jumper		
	Item no.: 811-472 Push-in type jumper bar; insulated; 2-way; Nominal current 63 A; light gray	www.wago.com/811-472
	Item no.: 811-473 Push-in type jumper bar; insulated; 3-way; Nominal current 63 A; light gray	www.wago.com/811-473
	Item no.: 811-474 Push-in type jumper bar; insulated; 4-way; Nominal current 63 A; light gray	www.wago.com/811-474
	Item no.: 811-475 Push-in type jumper bar; insulated; 5-way; Nominal current 63 A; light gray	www.wago.com/811-475
	Item no.: 811-476 Push-in type jumper bar; insulated; 6-way; Nominal current 63 A; light gray	www.wago.com/811-476
	Item no.: 811-477 Push-in type jumper bar; insulated; 7-way; Nominal current 63 A; light gray	www.wago.com/811-477
	Item no.: 811-478 Push-in type jumper bar; insulated; 8-way; Nominal current 63 A; light gray	www.wago.com/811-478
	Item no.: 811-479 Push-in type jumper bar; insulated; 9-way; Nominal current 63 A; light gray	www.wago.com/811-479
	Item no.: 811-480 Push-in type jumper bar; insulated; 10-way; Nominal current 63 A; light gray	www.wago.com/811-480
	Item no.: 811-481 Push-in type jumper bar; insulated; 11-way; Nominal current 63 A; light gray	www.wago.com/811-481
	Item no.: 811-482 Push-in type jumper bar; insulated; 12-way; Nominal current 63 A; light gray	www.wago.com/811-482
Marking accessories		
	Item no.: 285-442 Adaptor; gray	www.wago.com/285-442
	Item no.: 793-501 WMB marking card; as card; not stretchable; plain; snap-on type; white	www.wago.com/793-501
	Item no.: 793-501/000-002 WMB marking card; as card; not stretchable; plain; snap-on type; yellow	www.wago.com/793-501/000-002

Subject to changes. Please also observe the further product documentation!



Item no.: 793-501/000-005
WMB marking card; as card; not stretchable; plain; snap-on type; red

www.wago.com/793-501/000-005



Item no.: 793-501/000-006
WMB marking card; as card; not stretchable; plain; snap-on type; blue

www.wago.com/793-501/000-006



Item no.: 793-501/000-007
WMB marking card; as card; not stretchable; plain; snap-on type; gray

www.wago.com/793-501/000-007



Item no.: 793-501/000-012
WMB marking card; as card; not stretchable; plain; snap-on type; orange

www.wago.com/793-501/000-012



Item no.: 793-501/000-017
WMB marking card; as card; not stretchable; plain; snap-on type; light green

www.wago.com/793-501/000-017



Item no.: 793-501/000-023
WMB marking card; as card; not stretchable; plain; snap-on type; green

www.wago.com/793-501/000-023



Item no.: 793-501/000-024
WMB marking card; as card; not stretchable; plain; snap-on type; violet

www.wago.com/793-501/000-024



Item no.: 793-5501
WMB marking card; as card; for terminal block width 5 - 17.5 mm; stretchable 5 - 5.2 mm; plain; snap-on type; white

www.wago.com/793-5501



Item no.: 793-5501/000-002
WMB marking card; as card; for terminal block width 5 - 17.5 mm; stretchable 5 - 5.2 mm; plain; snap-on type; yellow

www.wago.com/793-5501/000-002



Item no.: 793-5501/000-005
WMB marking card; as card; for terminal block width 5 - 17.5 mm; stretchable 5 - 5.2 mm; plain; snap-on type; red

www.wago.com/793-5501/000-005



Item no.: 793-5501/000-006
WMB marking card; as card; for terminal block width 5 - 17.5 mm; stretchable 5 - 5.2 mm; plain; snap-on type; blue

www.wago.com/793-5501/000-006



Item no.: 793-5501/000-007
WMB marking card; as card; for terminal block width 5 - 17.5 mm; stretchable 5 - 5.2 mm; plain; snap-on type; gray

www.wago.com/793-5501/000-007



Item no.: 793-5501/000-012
WMB marking card; as card; for terminal block width 5 - 17.5 mm; stretchable 5 - 5.2 mm; plain; snap-on type; orange

www.wago.com/793-5501/000-012



Item no.: 793-5501/000-014
WMB marking card; as card; for terminal block width 5 - 17.5 mm; stretchable 5 - 5.2 mm; plain; snap-on

www.wago.com/793-5501/000-014

Subject to changes. Please also observe the further product documentation!

type; brown



Item no.: 793-5501/000-017

WMB marking card; as card; for terminal block width 5 - 17.5 mm; stretchable 5 - 5.2 mm; plain; snap-on type; green

www.wago.com/793-5501/000-017



Item no.: 793-5501/000-023

WMB marking card; as card; for terminal block width 5 - 17.5 mm; stretchable 5 - 5.2 mm; plain; snap-on type; light green

www.wago.com/793-5501/000-023



Item no.: 793-5501/000-024

WMB marking card; as card; for terminal block width 5 - 17.5 mm; stretchable 5 - 5.2 mm; plain; snap-on type; violet

www.wago.com/793-5501/000-024

assembling



Item no.: 811-612

Coupling kit; for 12 poles

www.wago.com/811-612

Supply module



Item no.: 811-471

Supply module; 35 mm²; for 811 Series Fuse Terminal Blocks; SCREW CLAMP CONNECTION; light gray

www.wago.com/811-471

Downloads

Documentation

Bid Text

811-310 doc - Datei	Mar 14, 2017	doc 26.1 kB	Download
811-310 GAEB X81 - Datei	Feb 19, 2019	xml 3.9 kB	Download

CAD/CAE-Data

CAE data

EPLAN Data Portal 811-310	URL	Download
WSCAD Universe 811-310	URL	Download


Installation Notes

Installation

Subject to changes. Please also observe the further product documentation!




Creating a 2- or 3-pole fuse terminal block via coupling kit.




Removing a terminal block from the carrier rail.

Conductor termination




Opening/closing lever via screwdriver.



CAGE CLAMP® connection

Inserting a conductor via screwdriver.




Terminating ferruled conductors up to 10 mm² (8 AWG).


Opening the clamping unit via integrated lever.

Commoning

Subject to changes. Please also observe the further product documentation!




Jumper bar for quick and convenient commoning




Inserting a fuse.

Marking



WMB marking location for convenient identification



Marker carriers (285-442) for continuous marking strips

Subject to changes. Please also observe the further product documentation!