

Data sheet | Item number: 285-495

Adjacent jumper; insulated; Nominal current 232 A for 1 jumper; Nominal current 192 A for 2 to 4 jumpers; gray

www.wago.com/285-495



RoHS Compliant

[BOMcheck.net](https://www.bomcheck.net)

Color:

Data

Electrical data

Ratings per IEC/EN 60664-1

Rated current	232 A
---------------	-------

Approvals Ex

Rated current (Ex e II)	211 A
-------------------------	-------

Material Data

Color	gray
Fire load	0.162 MJ
Weight	55.4 g

Subject to changes. Please also observe the further product documentation!

WAGO Kontakttechnik GmbH & Co. KG
Hansastr. 27
32423 Minden
Phone: +49571 887-0 | Fax: +49571 887-169
Email: info.de@wago.com | Web: www.wago.com

Do you have any questions about our products?
We are always happy to take your call at +49 (571) 887-44222.

Commercial data


Product Group	1 (Rail Mounted Terminal Blocks)
Packaging type	BOX
Country of origin	DE
GTIN	4044918269490
Customs tariff number	85366990990

Approvals / Certificates


Ex-Approvals

Logo	Approval	Additional Approval Text	Certificate name
	AEx Underwriters Laboratories Inc.	UL 60079	E185892 sec. 4

Country specific Approvals

Logo	Approval	Additional Approval Text	Certificate name
	CSA DEKRA Certification B.V.	C22.2	1151144

UL-Approvals

Logo	Approval	Additional Approval Text	Certificate name
	UL Underwriters Laboratories Inc.	UL 1059	E45172

Counterpart

Downloads Documentation

Bid Text

285-495

Subject to changes. Please also observe the further product documentation!

WAGO Kontakttechnik GmbH & Co. KG
 Hansastr. 27
 32423 Minden
 Phone: +49571 887-0 | Fax: +49571 887-169
 Email: info.de@wago.com | Web: www.wago.com

Do you have any questions about our products?
 We are always happy to take your call at +49 (571) 887-44222.

GAEB X81 - Datei	Feb 19, 2019	xml 2.7 kB	Download
285-495 doc - Datei	Jan 4, 2018	doc 23.0 kB	Download

CAD/CAE-Data

CAD data



2D/3D Models 285-495	URL	Download
----------------------	-----	----------

CAE data

WSCAD Universe 285-495	URL	Download
------------------------	-----	----------

Installation Notes

Commoning



Commoning with an adjacent jumper: Insert the jumper above the conductor entry hole – prior to conductor termination. The nominal cross-section remains unchanged.

Removing jumper via operating tool.

Product family

POWER CAGE CLAMP

[Show all products from the family](#)

Subject to changes. Please also observe the further product documentation!