

KI-272-SMA-II

MULTI-ANGLE 12" 2-WAY LOUDSPEAKER



Klipsch®

KLIPSCH PROFESSIONAL | PERMANENT INSTALLATION | DATA SHEET



PRODUCT OVERVIEW

The KI-272-SMA-II two-way, multi-angle loudspeaker is a high power solution for limited space installations where angled mounting is required. It's perfect for angled wall, corner, ceiling, oblique angle projection or under-balcony mounting in theaters, clubs, churches and schools.

Able to hang using 12 built-in 3/8" 16-thread points, the KI-272-SMA-II provides the performance and reliability for which Klipsch is known.

FEATURES

- Multiple angle 45° and 65° asymmetrical design two-way speaker
- Perfect for angled wall, corner, ceiling or under-balcony mounting
- 12" woofer and 1.75" titanium diaphragm high-frequency compression driver
- 60° X 40° Modified Tratrix horn
- Internal high current full-range crossover
- 12 suspension points
- KLIP-circuit HF driver protection devices
- Available in Black, White or Raw Birch finish

APPLICATIONS

- Restaurants
- Schools
- Houses of worship
- Health clubs
- AV production environments
- Auditoriums

DESIGNED AND MADE IN THE USA USING DOMESTIC AND IMPORTED COMPONENTS

In 1946, Paul W Klipsch, genius & maverick, hand-built his first loudspeaker in a tin shed with the intention of bringing live music into his living room. Remember great sound? We do, too. Today, Klipsch's KI series speaker enclosures are made in the USA, by proud craftsmen in Hope, Arkansas. Just like PWK intended.

SPECIFICATIONS

FREQUENCY RESPONSE¹ (+/- 3 dB)	65 Hz - 20 kHz (-10 dB @ 47 Hz)
POWER HANDLING²	300 watts (35V) 1200 watts peak
MAXIMUM SPL³	121 dB Continuous 127 dB Peak
SENSITIVITY⁴	100 dB
COVERAGE	Horizontal: 40° +/- 20° 3.5 kHz - 20 kHz Vertical: 60° +/- 20° 2 kHz - 20 kHz
DIRECTIVITY INDEX (DI)	9 dB +/- 3 dB 2 kHz - 20 kHz
DIRECTIVITY FACTOR (Q)	7.9
NOMINAL IMPEDANCE	8 ohms, minimum 4 ohms @ 146 Hz
OVERLOAD PROTECTION	KLIP Overload Protection Circuit-HF
CROSSOVER FREQUENCY	900 Hz
COMPONENTS	One K-281-EP 12" woofer One K-70-G 1.75" titanium compression driver on a K-604 horn
INPUT CONNECTION	Two point barrier strip
MOUNTING OPTIONS	Twelve 3/8"-16 flypoints Two 5/16"-18 threaded holes (top and bottom) for C-bracket
ENCLOSURE MATERIAL	3/4" 7-ply birch plywood cabinet 1" MDF motorboard
HEIGHT	17" (43.18cm)
WIDTH	23" (58.42cm)
DEPTH	15.8" (40.13cm)
WEIGHT	51 lbs. (23.18kg)
FINISHES	Black, White and Raw Birch

¹ 3M, Half-spaced anechoic
² AES standard, continuous pink noise, 6 dB peaks
³ Calculated at 1M half-spaced at power handling power input
⁴ SPL at 1M, half-spaced anechoic with 2.83V input

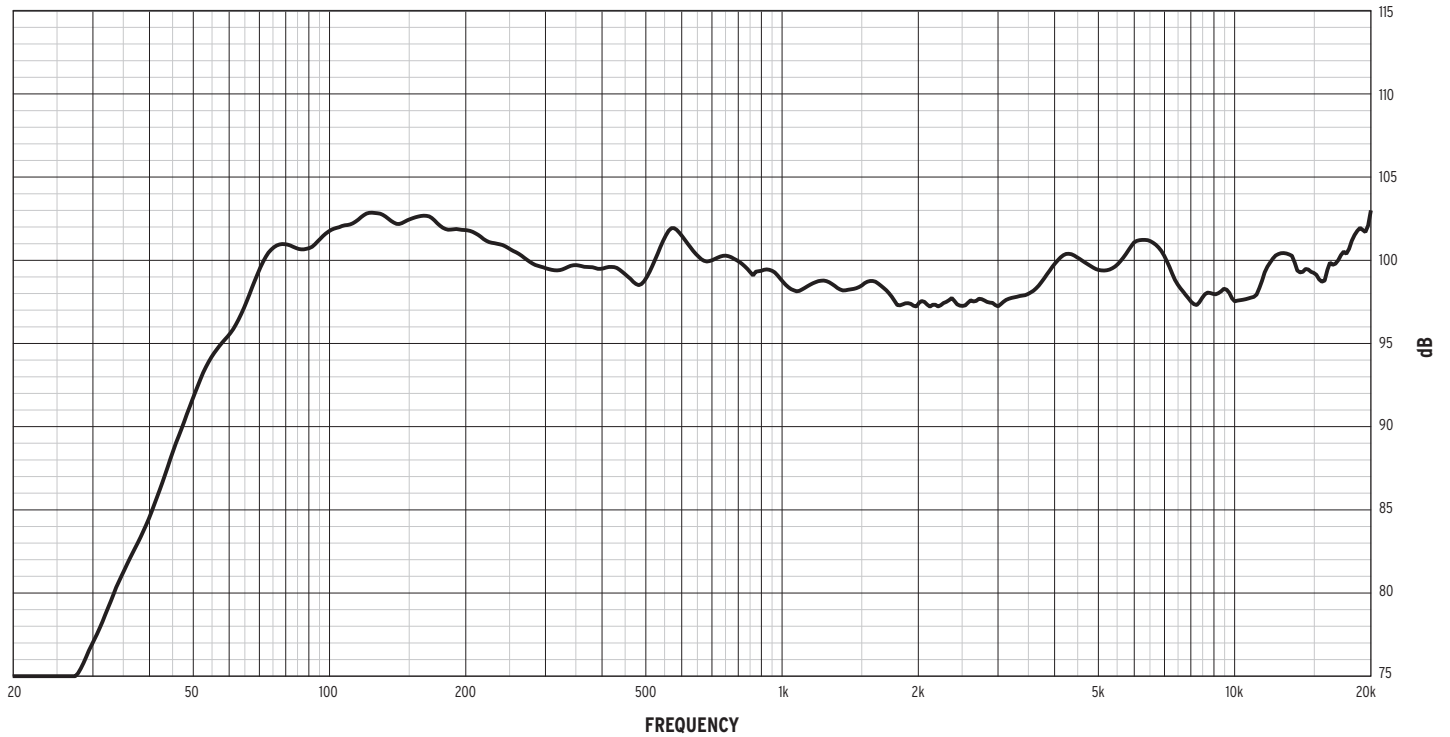
KI-272-SMA-II

MULTI-ANGLE 12" 2-WAY LOUDSPEAKER

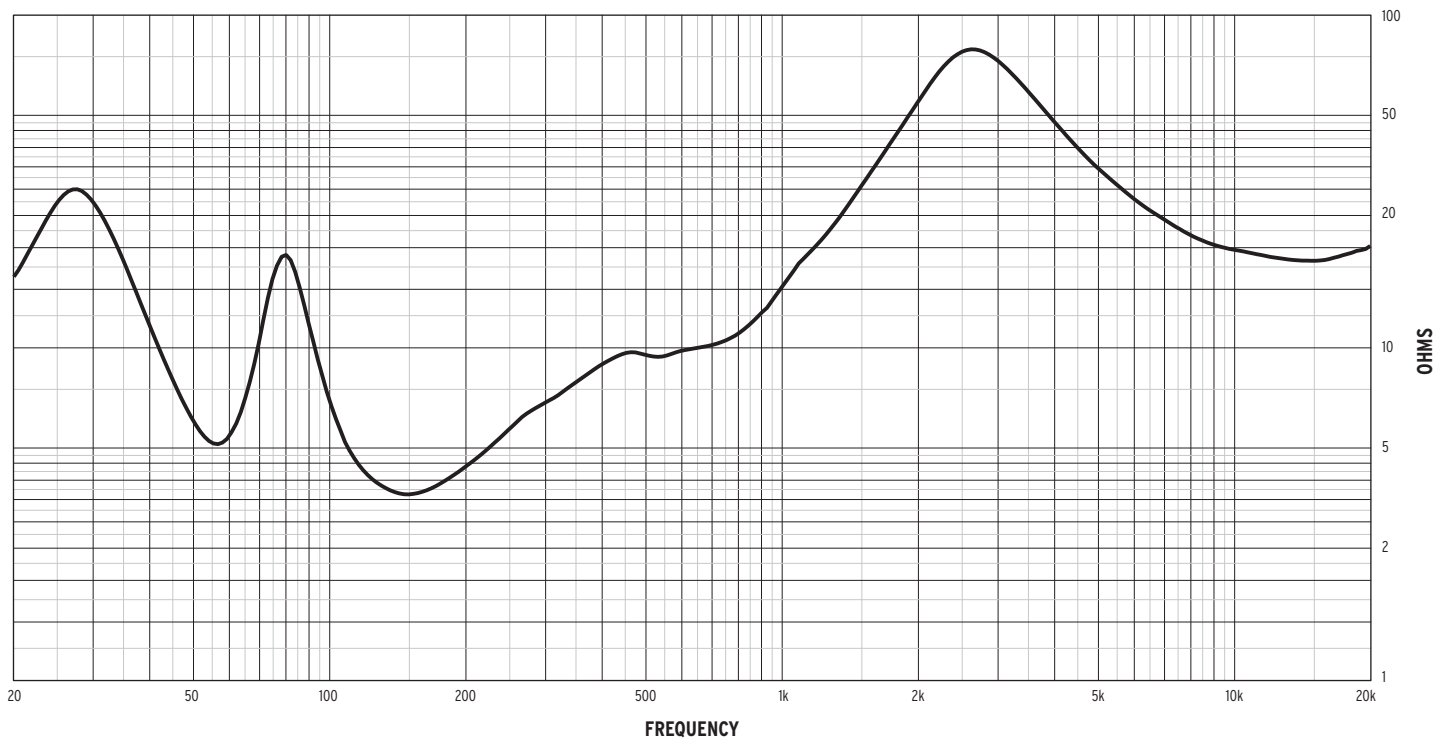


KLIPSCH PROFESSIONAL | PERMANENT INSTALLATION | DATA SHEET

FREQUENCY RESPONSE



IMPEDANCE



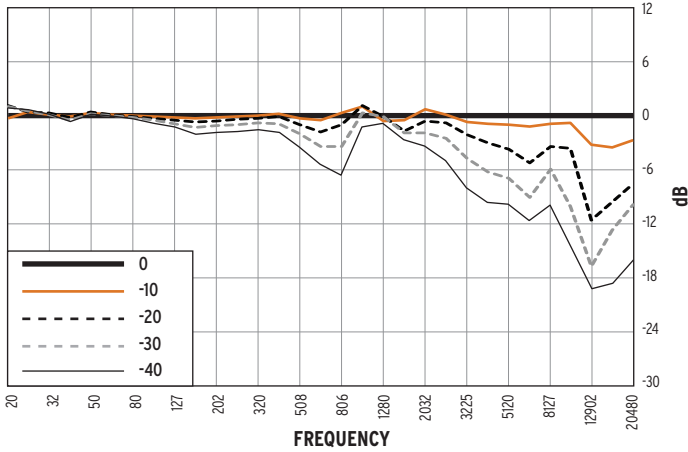
KI-272-SMA-II

MULTI-ANGLE 12" 2-WAY LOUDSPEAKER

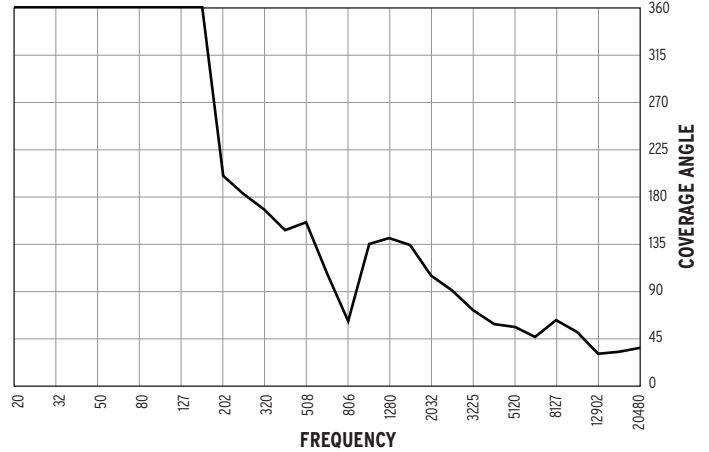


KLIPSCH PROFESSIONAL | PERMANENT INSTALLATION | DATA SHEET

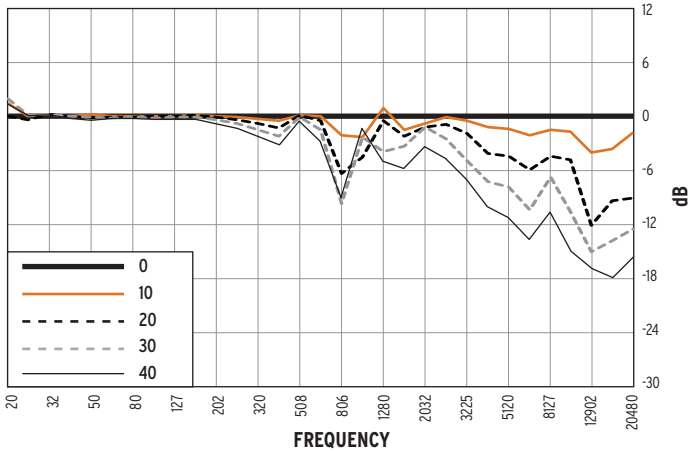
HORIZONTAL OFF AXIS TRANSFER FUNCTION LEFT



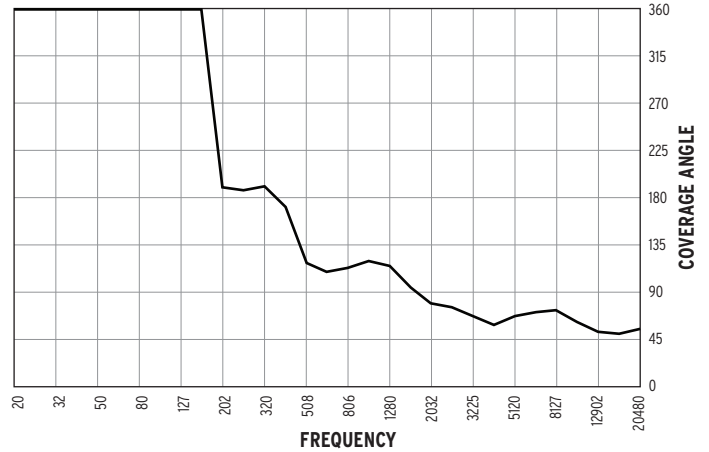
HORIZONTAL COVERAGE (-6dB)



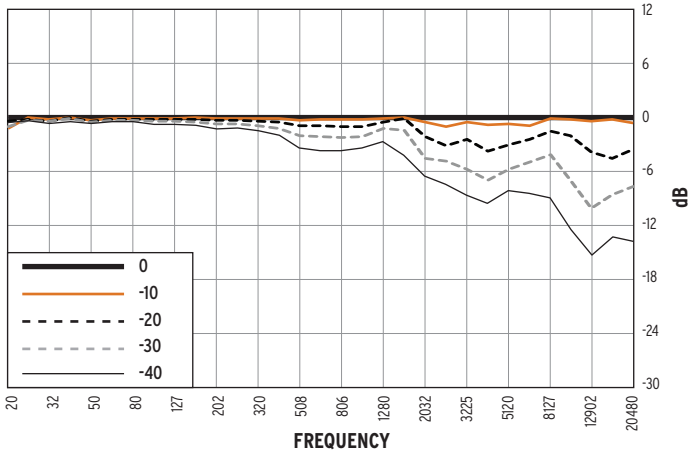
HORIZONTAL OFF AXIS TRANSFER FUNCTION RIGHT



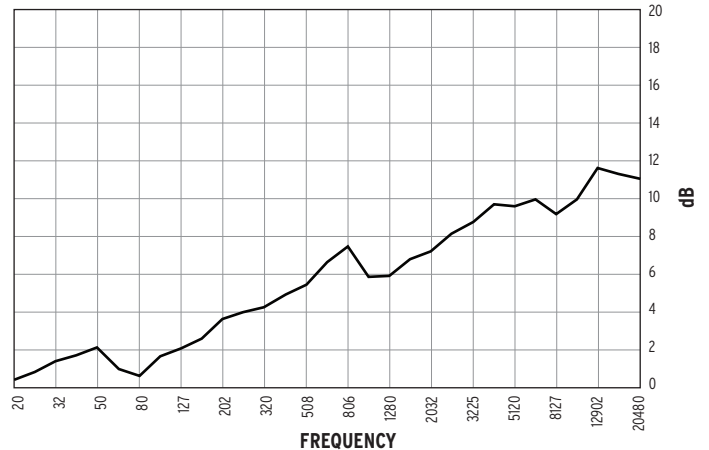
VERTICAL COVERAGE (-6dB)



VERTICAL OFF AXIS TRANSFER FUNCTION



DIRECTIVITY INDEX



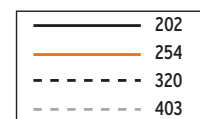
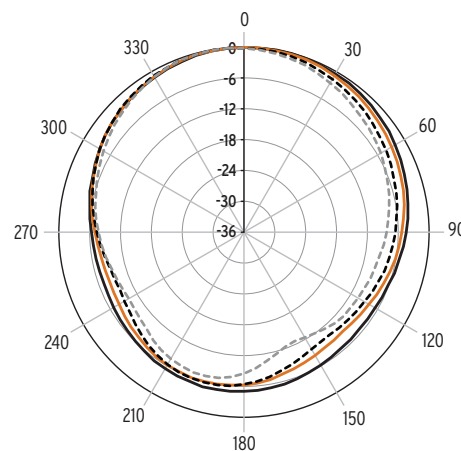
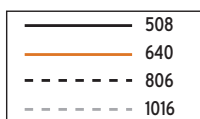
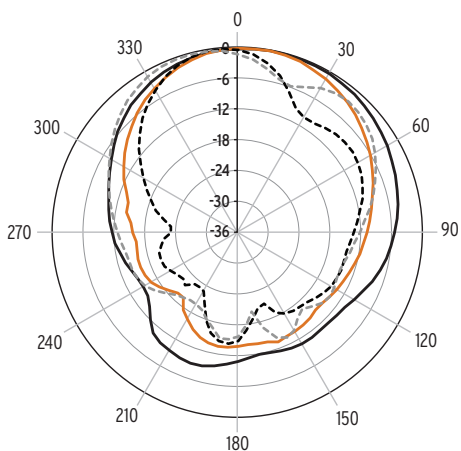
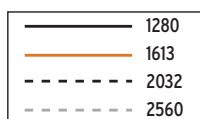
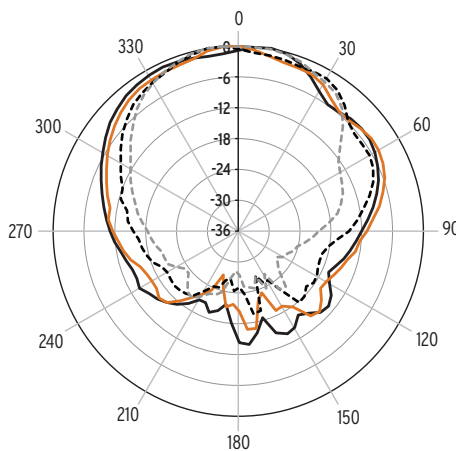
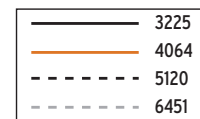
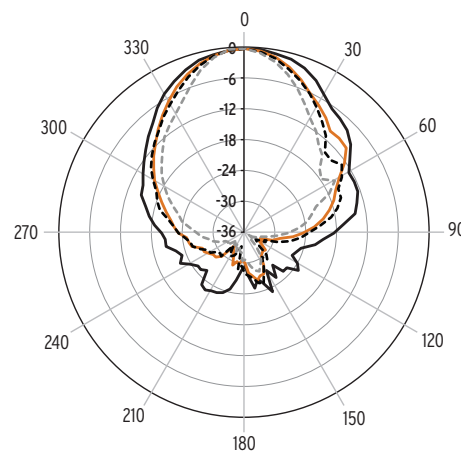
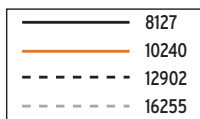
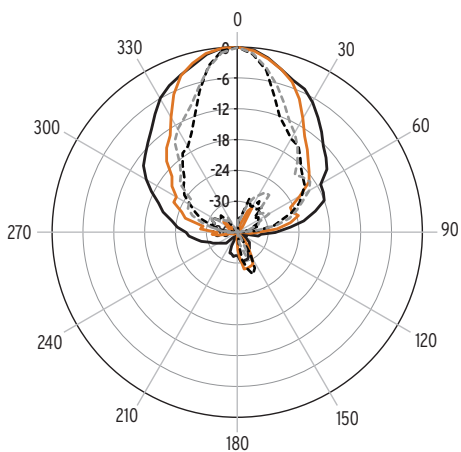
KI-272-SMA-II

MULTI-ANGLE 12" 2-WAY LOUDSPEAKER



KLIPSCH PROFESSIONAL | PERMANENT INSTALLATION | DATA SHEET

HORIZONTAL 1/3 OCTAVE POLARS



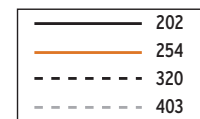
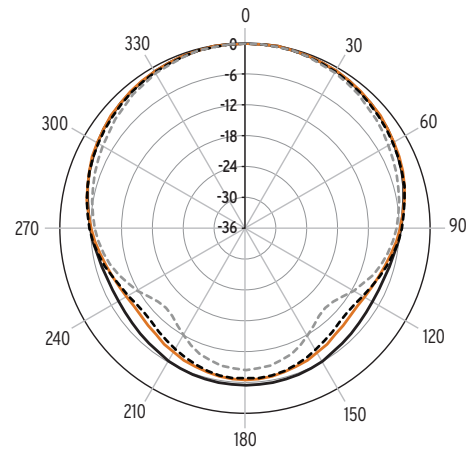
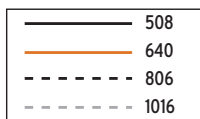
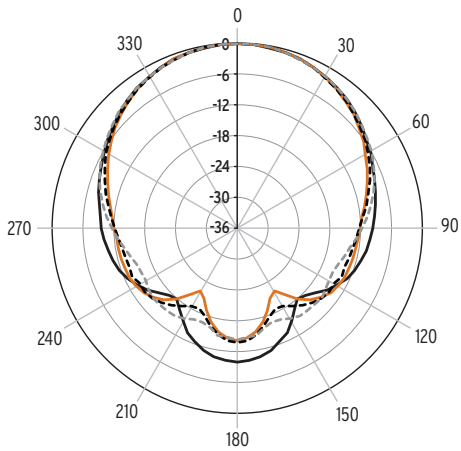
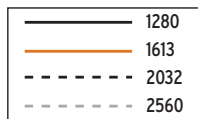
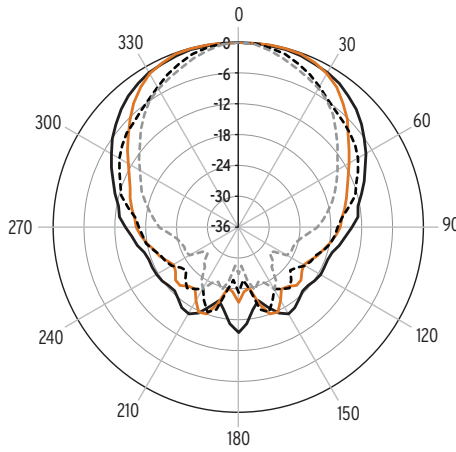
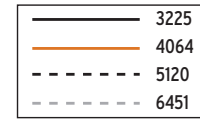
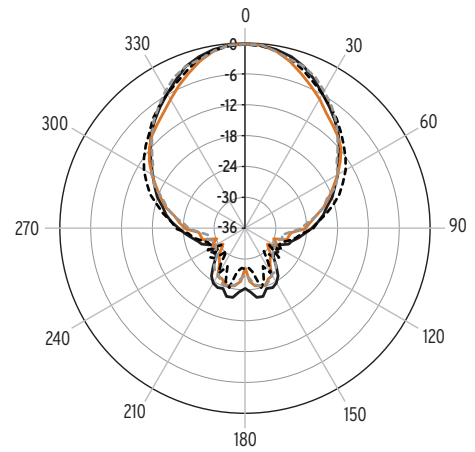
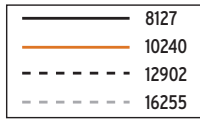
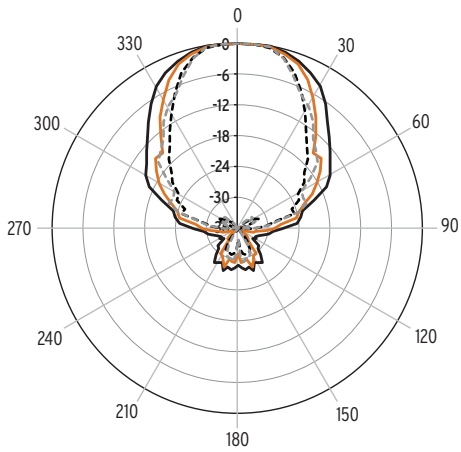
KI-272-SMA-II

MULTI-ANGLE 12" 2-WAY LOUDSPEAKER



KLIPSCH PROFESSIONAL | PERMANENT INSTALLATION | DATA SHEET

VERTICAL 1/3 OCTAVE POLARS



KI-272-SMA-II

MULTI-ANGLE 12" 2-WAY LOUDSPEAKER



KLIPSCH PROFESSIONAL | PERMANENT INSTALLATION | DATA SHEET

ARCHITECTURAL SPECIFICATIONS

The KI-272-SMA-II shall include a 12" (304.8mm) K-281-ST low-frequency transducer utilizing a 3" (76.2mm) diameter voice coil, 80-ounce (2267g) magnet and motor magnet assembly and a K-70-G 1.75" (44.4mm) titanium diaphragm high-frequency 27-ounce (768g) magnet compression driver mounted on a 60° X 40°, heavy duty, injected molded, Tractrix Horn. Signal shall be applied to the transducers via a passive internal frequency-dividing network, incorporating a KLIP-circuit for signal overload protection of the high frequency transducer. The enclosure tuning shall be of a vented design.

Frequency response shall be 65Hz to 20kHz, +/- 3dB, with the -10 dB point at 47Hz, measured at three meters, half-space anechoic. The high-frequency dispersion angle shall be 40° x 60° nominal. Directivity shall be 9dB. Sensitivity shall be 100dB SPL, measured at one meter, half-space anechoic, with a 2.83V input. Power handling shall be 300 watts (35volts), to AES standards, continuous pink noise, 50Hz to 10kHz, 6dB peaks. Calculated maximum continuous output at one meter shall be 121dB SPL. Nominal impedance shall be 8 ohms, with 4 ohms minimum at 146Hz.

The internal passive crossover frequency shall be 900Hz with a slope of 12dB/octave on the low frequency and 18dB/octave on the high- frequency. Signal connections shall be made via a two point barrier strip.

The enclosure panels shall be CNC-fabricated, 3/4" 7-ply Birch plywood, assembled using rabbet and dado joinery. The motorboard baffle shall be 1" (2.54cm) medium density fiberboard. Dimensions for the enclosure shall be 17" (43.18cm) high by 15.8" (40.13cm) deep by 23" (58.42cm) width in a 45/65 degree asymmetrical angled box. Net weight shall be 51lbs (23.18kg).

A flat metal perforated grille on the cabinet front is for structural integrity and protection of the transducers from impact and tampering.

Enclosure flying capability shall be provided via twelve internal 3/8"-16 thread mounting points, three per top and bottom and two on three sides. The enclosure will provide one 5/16"-18 attachment point on each side for a "C" bracket. The enclosure shall be coated with lacquer-based primer and lacquer-based texture, with a black or white finish. The enclosure shall also be available unfinished.

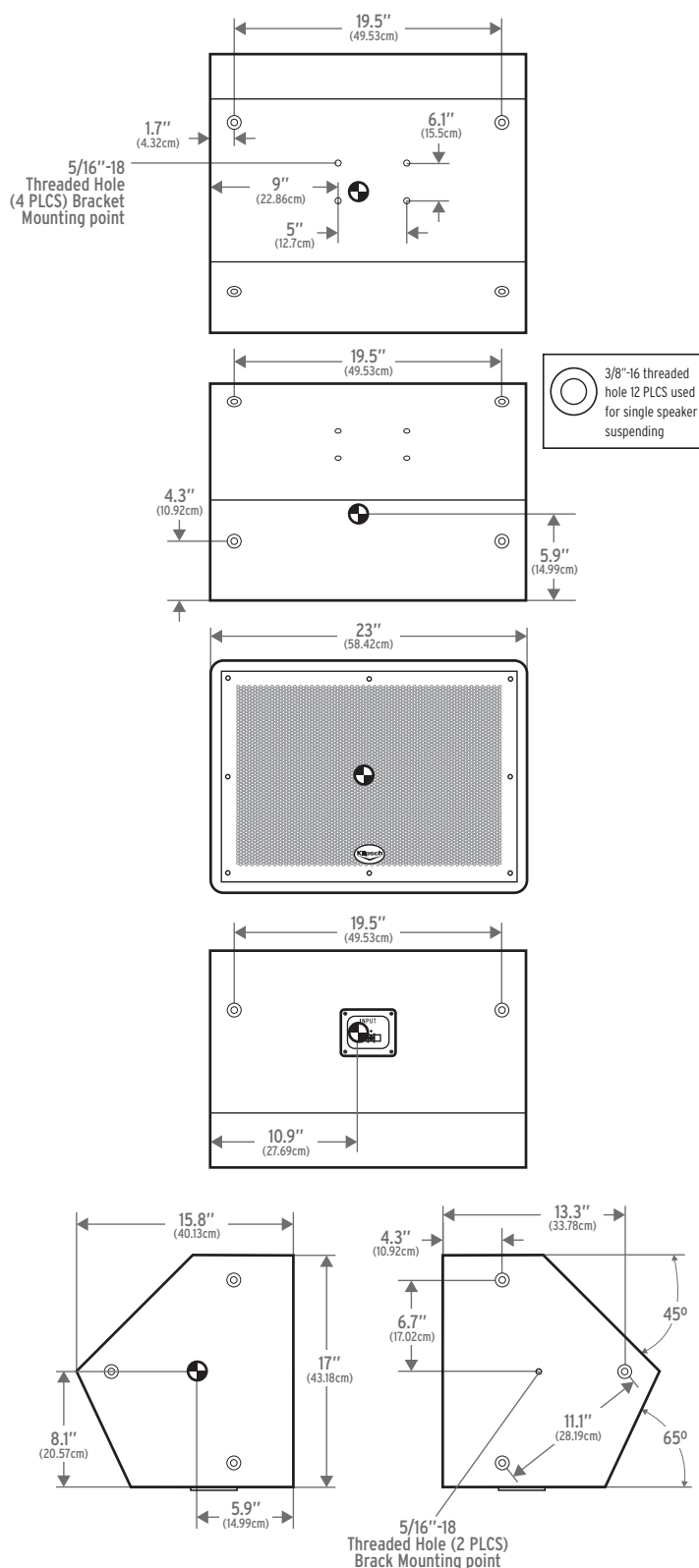
The system shall be a Klipsch KI-272-SMA-II loudspeaker.

NEED HELP WITH YOUR PRO SYSTEM DESIGN?

You need to make the best impression, from the initial job quote through the completed installation. We can help choose the best Klipsch speakers for the application and help design a system that unleashes your venue's full potential.

Send us you plans or questions to us at:

PROSYSTEMDESIGN@KLIPSCH.COM



CENTER OF GRAVITY

KI-272-SMA-II

MULTI-ANGLE 12" 2-WAY LOUDSPEAKER



Klipsch®

KLIPSCH PROFESSIONAL | PERMANENT INSTALLATION | DATA SHEET

ORDERING INFORMATION

KI-272-SMA-II

PART NUMBER	MODEL NAME	FINISH	PACKED QUANTITY	DESCRIPTION	UPC
1062021	KI-272-B-SMA-II	Black	1	Standard 8 ohm speaker	743878027983
1062022	KI-272-W-SMA-II	White	1	Standard 8 ohm speaker	743878029253
1062023	KI-272-R-SMA-II	Raw Birch	1	Standard 8 ohm speaker	743878029246

KI-272-SMA-II CARTON DIMENSIONS

HEIGHT 26" (66cm)

WIDTH 18.9" (48cm)

DEPTH 18.9" (48cm)