

KI-262-SMA-II

TRAPEZOIDAL 12" 2-WAY LOUDSPEAKER



Klipsch®

KLIPSCH PROFESSIONAL | PERMANENT INSTALLATION | DATA SHEET



PRODUCT OVERVIEW

The KI-262-SMA-II two-way trapezoidal loudspeaker is ideally suited for applications where small size, uniform power response and ease of installation contribute to a quality sound solution. The Tractrix® horn loaded KI-262-SMA-II is recommended for use in theaters, auditoriums, clubs, churches, and A/V production environments.

Able to hang using 16 built-in 3/8" 16-thread fly points the KI-262-SMA-II provides the coverage control, fidelity, and reliability expected from Klipsch professional loudspeakers. The plywood enclosure uses dado "lock-joint" and rabbit construction techniques on CNC-fabricated panels for long-term reliability and ruggedness.

FEATURES

- Compact 22.5° symmetrical trapezoidal design
- Internal high current full-range crossover
- 12" woofer and 1.75" titanium diaphragm high-frequency compression driver
- 16 suspension points
- 60° X 40° Modified Tractrix horn for tight pattern control
- KLIP-circuit HF driver protection devices
- Available in Black, White or Raw Birch finish

APPLICATIONS

- Restaurants
- Health clubs
- Schools
- AV production environments
- Houses of worship
- Auditoriums

DESIGNED AND MADE IN THE USA

USING DOMESTIC AND IMPORTED COMPONENTS

In 1946, Paul W Klipsch, genius & maverick, hand-built his first loudspeaker in a tin shed with the intention of bringing live music into his living room. Remember great sound? We do, too. Today, Klipsch's KI series speaker enclosures are made in the USA, by proud craftsmen in Hope, Arkansas. Just like PWK intended.

SPECIFICATIONS

FREQUENCY RESPONSE¹ (+/- 3 dB)	71 Hz - 20 kHz (-10 dB @ 57 Hz)
POWER HANDLING²	300 watts (35V) 1200 watts peak
MAXIMUM SPL³	121 dB Continuous 127 dB Peak
SENSITIVITY⁴	100 dB
COVERAGE	Horizontal: 60° +/- 15° 2 kHz - 20 kHz Vertical: 40° +/- 20° 4 kHz - 20 kHz
DIRECTIVITY INDEX (DI)	9 dB +/- 2 dB 2 kHz - 20 kHz
DIRECTIVITY FACTOR (Q)	7.9
NOMINAL IMPEDANCE	8 ohms, minimum 4.1 ohms @ 152 Hz
OVERLOAD PROTECTION	KLIP Overload Protection Circuit-HF
CROSSOVER FREQUENCY	900 Hz
COMPONENTS	One K-281-EP 12" woofer One K-70-G 1.75" titanium compression driver on a K-604 horn
INPUT CONNECTION	Two point barrier strip
MOUNTING OPTIONS	Sixteen 3/8"-16 flypoints Two 5/16"-18 threaded holes (top and bottom) for C-bracket
ENCLOSURE MATERIAL	3/4" 7-ply birch plywood cabinet 1" MDF motorboard
HEIGHT	23" (58.42cm)
WIDTH	17" (43.18cm) front 6.8" (17.27cm) rear
DEPTH	12.6" (32.03cm)
WEIGHT	49 lbs. (22.27kg)
FINISHES	Black, White and Raw Birch

¹ 3M, Half-spaced anechoic

² AES standard, continuous pink noise, 6 dB peaks

³ Calculated at 1M half-spaced at power handling power input

⁴ SPL at 1M, half-spaced anechoic with 2.83V input

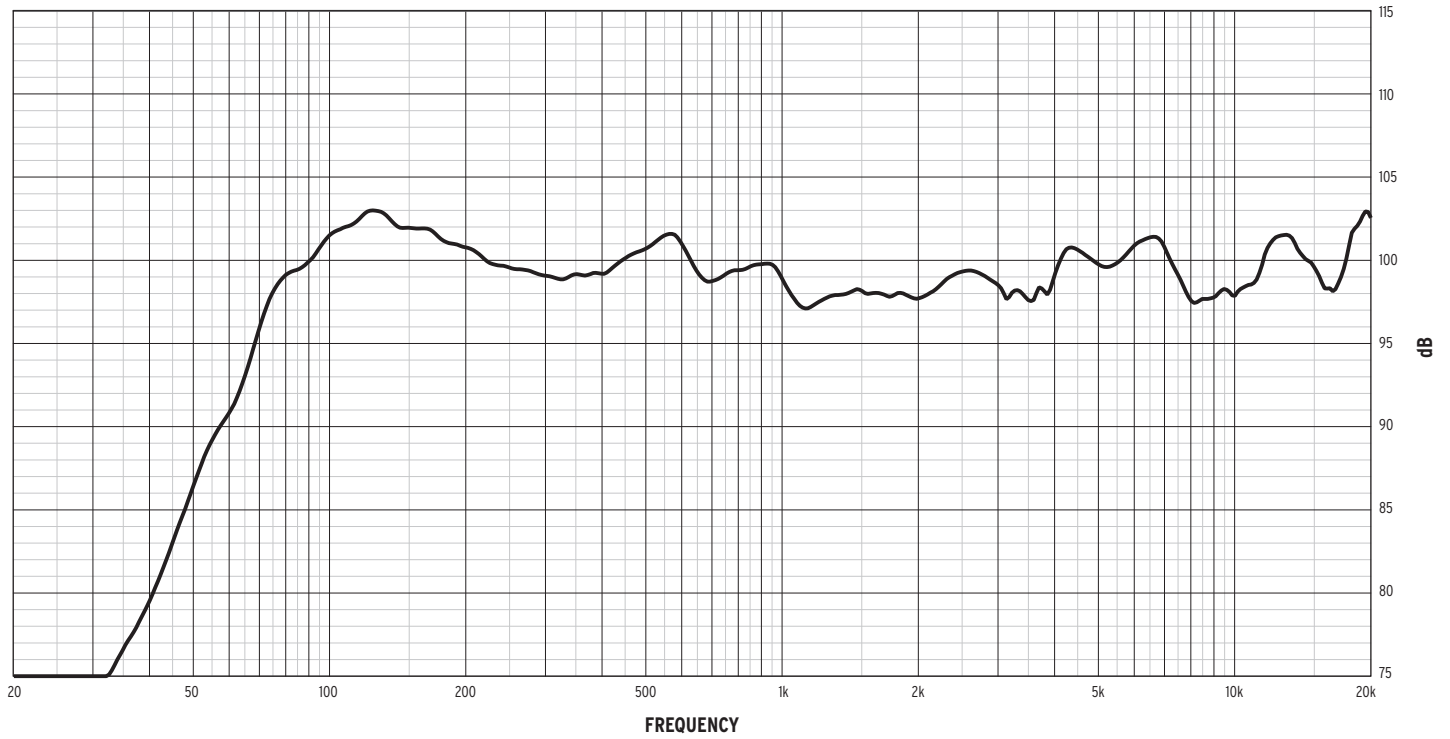
KI-262-SMA-II

TRAPEZOIDAL 12" 2-WAY LOUDSPEAKER

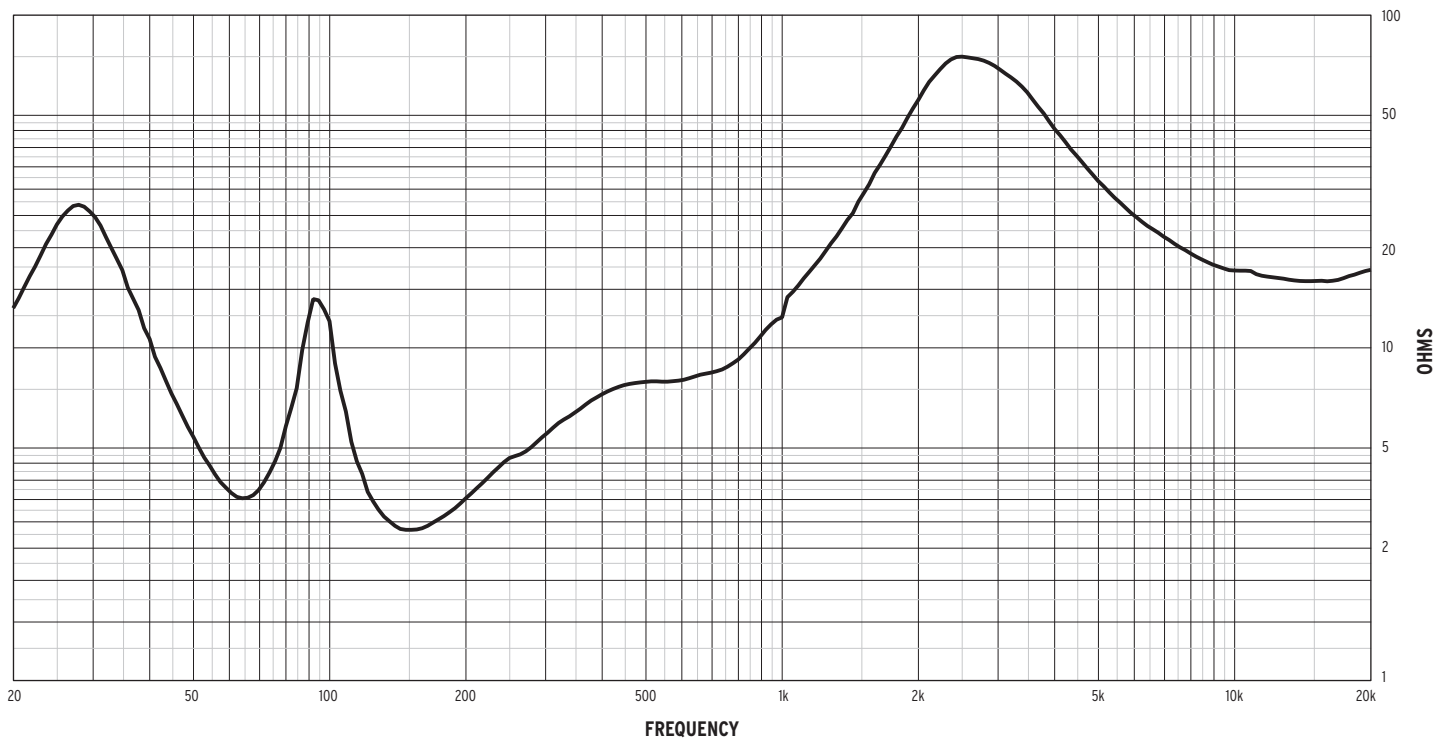


KLIPSCH PROFESSIONAL | PERMANENT INSTALLATION | DATA SHEET

FREQUENCY RESPONSE



IMPEDANCE



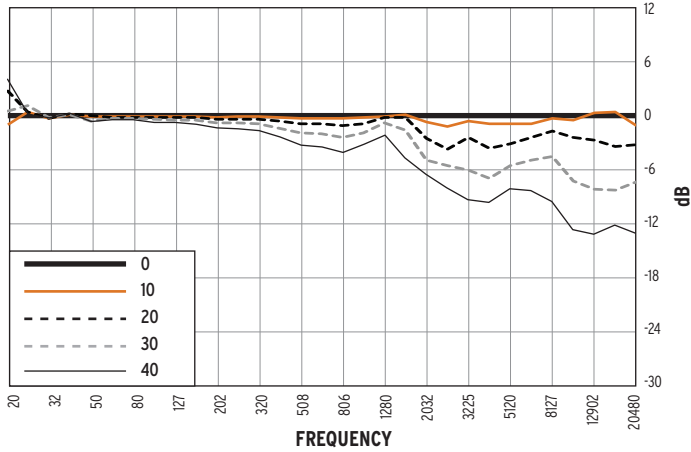
KI-262-SMA-II

TRAPEZOIDAL 12" 2-WAY LOUDSPEAKER

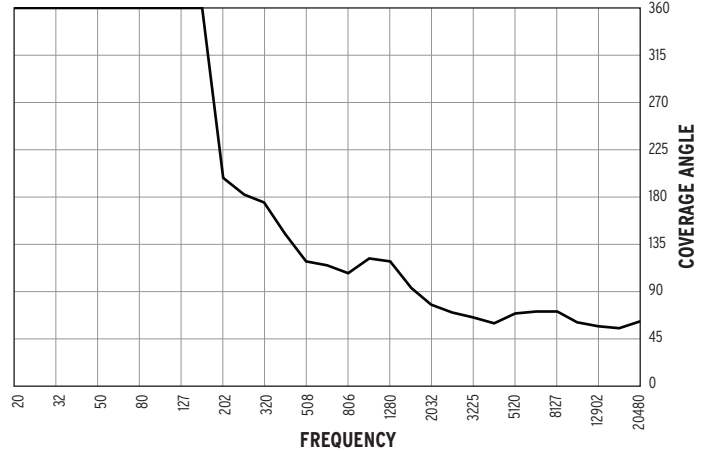


KLIPSCH PROFESSIONAL | PERMANENT INSTALLATION | DATA SHEET

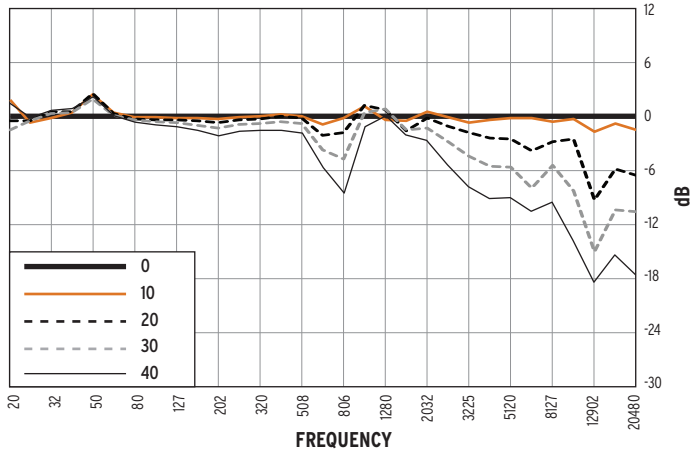
HORIZONTAL OFF AXIS TRANSFER FUNCTION



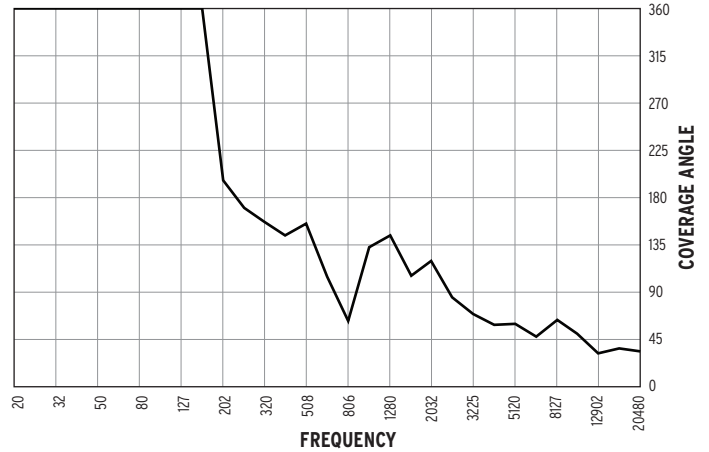
HORIZONTAL COVERAGE (-6dB)



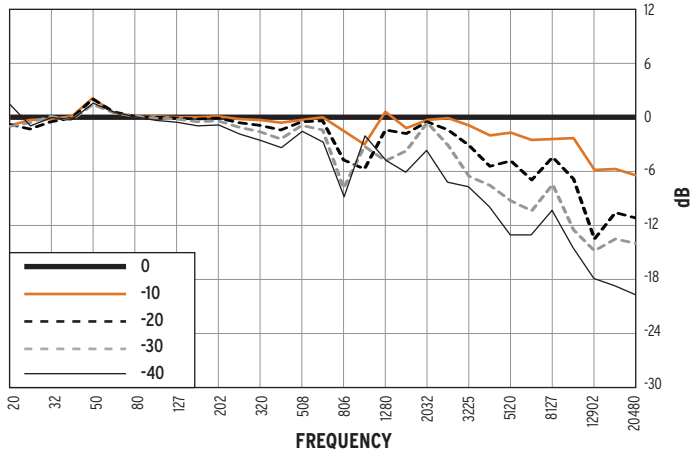
VERTICAL OFF AXIS TRANSFER FUNCTION UP



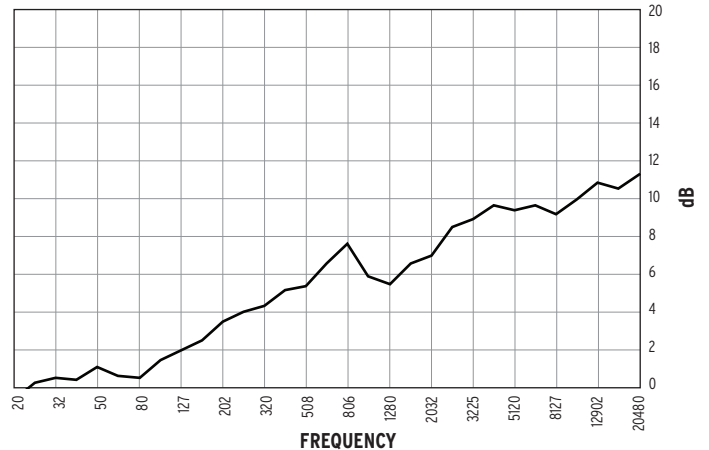
VERTICAL COVERAGE (-6dB)



VERTICAL OFF AXIS TRANSFER FUNCTION DOWN



DIRECTIVITY INDEX



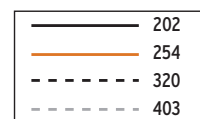
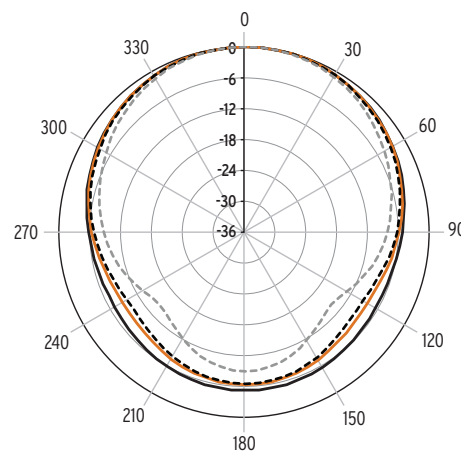
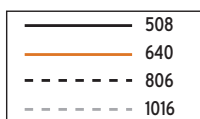
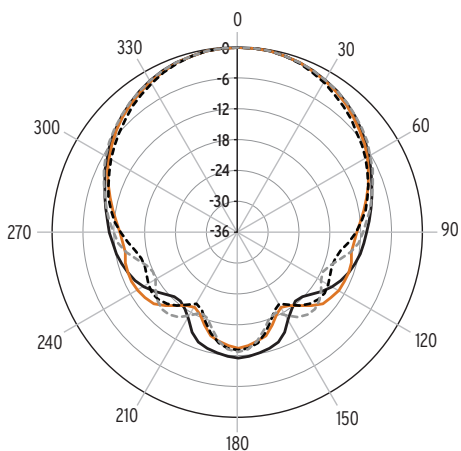
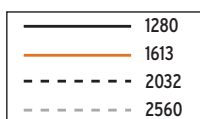
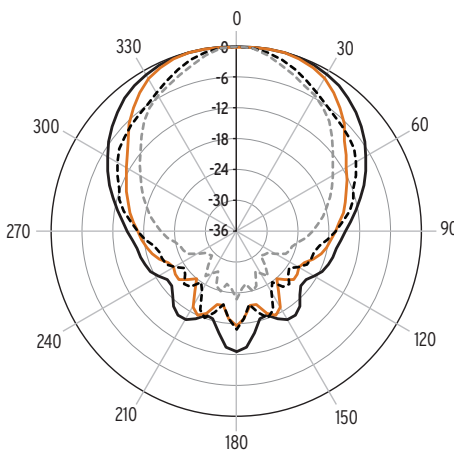
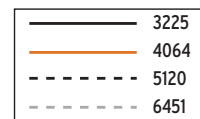
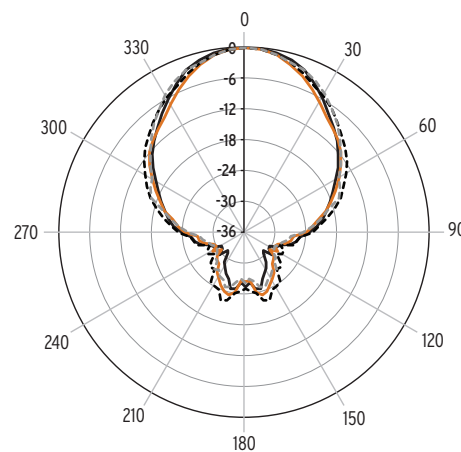
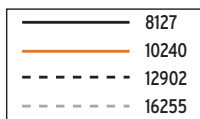
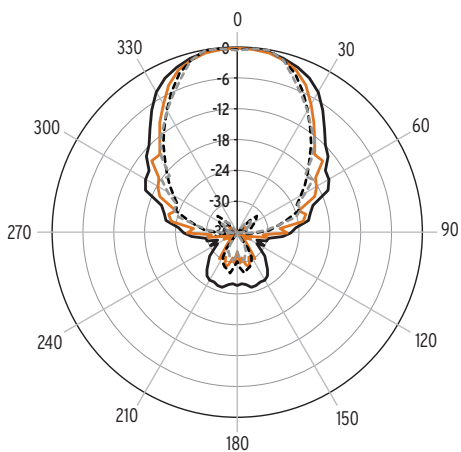
KI-262-SMA-II

TRAPEZOIDAL 12" 2-WAY LOUDSPEAKER



KLIPSCH PROFESSIONAL | PERMANENT INSTALLATION | DATA SHEET

HORIZONTAL 1/3 OCTAVE POLARS



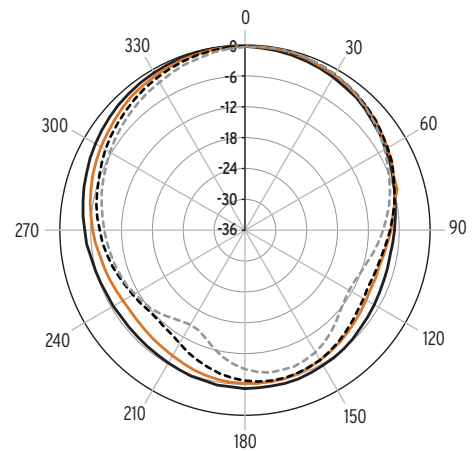
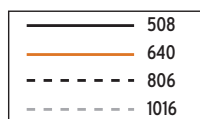
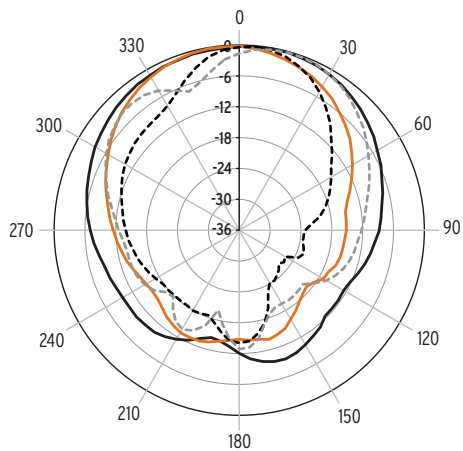
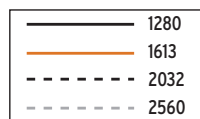
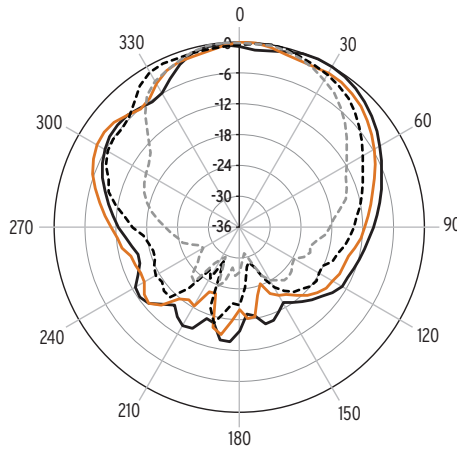
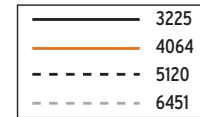
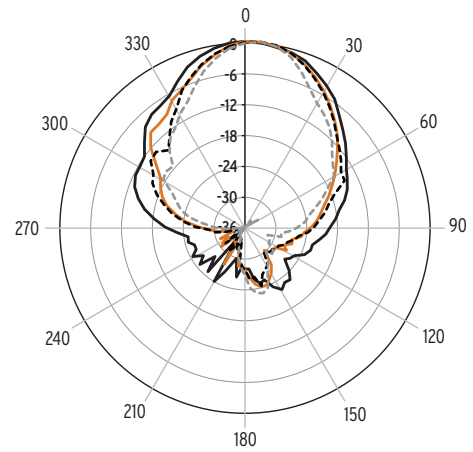
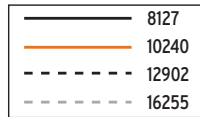
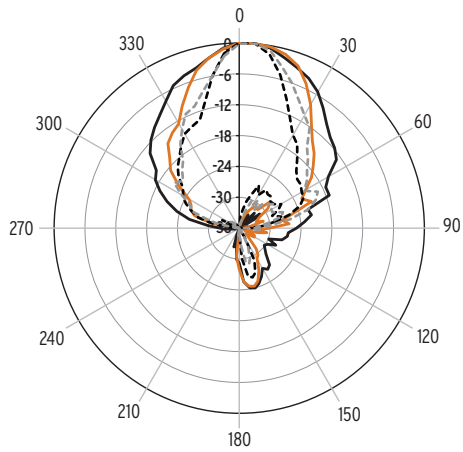
KI-262-SMA-II

TRAPEZOIDAL 12" 2-WAY LOUDSPEAKER



KLIPSCH PROFESSIONAL | PERMANENT INSTALLATION | DATA SHEET

VERTICAL 1/3 OCTAVE POLARS



KI-262-SMA-II

TRAPEZOIDAL 12" 2-WAY LOUDSPEAKER



KLIPSCH PROFESSIONAL | PERMANENT INSTALLATION | DATA SHEET

ARCHITECTURAL SPECIFICATIONS

The KI-262-SMA-II compact high power loudspeaker system shall include an 12" (304.8mm) K-281-EP low-frequency transducer utilizing a 3" (76.2mm) diameter voice coil, 80-ounce (2267g) magnet and motor magnet assembly and a K-70-G 1.75" (44.4mm) titanium diaphragm high-frequency 27-ounce (765g) magnet compression driver mounted on a 60° X 40°, heavy duty, injected molded, Tractrix Horn. Signal shall be applied to the transducers via a passive internal frequency-dividing network, incorporating a KLIP-circuit for signal overload protection of the high frequency transducer. The enclosure tuning shall be of a vented design.

Frequency response shall be 71 Hz to 20 kHz, +/- 3 dB, with the -10 dB point at 57 Hz, measured at three meters, half-space anechoic. The dispersion angle shall be 60° X 40° nominal. Directivity Index shall be 9dB. Sensitivity shall be 100 dB SPL, measured at one meter, half-space anechoic, with a 2.83V input. Power handling shall be 300 watts (35V), to AES standards, continuous pink noise, 50Hz to 10kHz, 6dB peaks. Calculated maximum continuous output at one meter shall be 121dB SPL. Nominal impedance shall be 8 ohms, with 4.1 ohms minimum at 152Hz.


The internal passive crossover frequency shall be 900Hz with a slope of 12 dB/octave on the low frequency and 18 dB/octave on the high- frequency. Signal connections shall be made via a two point barrier strip.

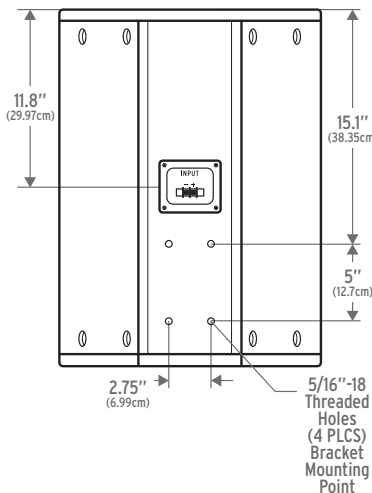
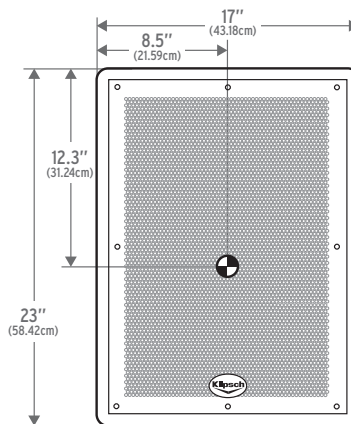
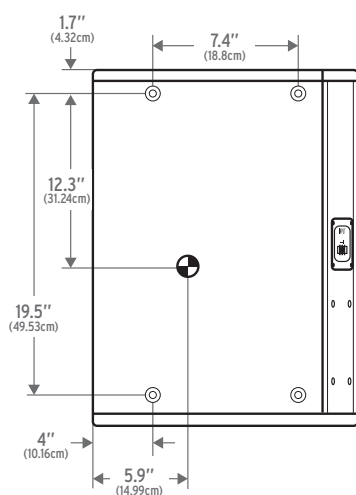
The enclosure panels shall be CNC-fabricated, 3/4" 7-ply birch plywood, assembled using rabbet and dado joinery. The motorboard baffle shall be 1" (2.54cm) medium density fiberboard. Dimensions for the enclosure shall be 23" (58.42cm) high by 12.6" (32.03cm) deep by 17" (43.18cm) front width and 6.8" (17.27cm) rear width in a symmetrical trapezoidal shape, with both side panels angled at 22.5°. Net weight shall be 49lbs. (22.27kg).

The enclosure will have a straight metal perforated grille for structural integrity and protection of the transducers from impact and tampering. Enclosure flying capability shall be provided via sixteen internal 3/8"-16 thread mounting points, four per top, bottom and both sides. The enclosure will all provide one 5/16"-20 attachment point top and bottom for a "C" bracket. The enclosure shall be coated with lacquer-based primer and lacquer-based texture, with a black or white finish. The enclosure shall also be available unfinished in raw.

The system shall be a Klipsch KI-262-SMA-II loudspeaker.

 CENTER OF GRAVITY

 3/8"-16 threaded hole 16 PLCS use for single speaker suspending

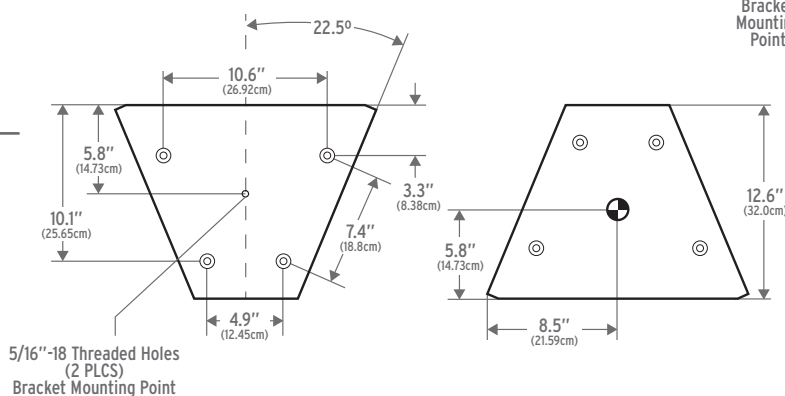


NEED HELP WITH YOUR PRO SYSTEM DESIGN?

You need to make the best impression, from the initial job quote through the completed installation. We can help choose the best Klipsch speakers for the application and help design a system that unleashes your venue's full potential.

Send us your plans or questions to us at:

PROSYSTEMDESIGN@KLIPSCH.COM



KI-262-SMA-II

TRAPEZOIDAL 12" 2-WAY LOUDSPEAKER



KLIPSCH PROFESSIONAL | PERMANENT INSTALLATION | DATA SHEET

ORDERING INFORMATION

KI-262-SMA-II

PART NUMBER	MODEL NAME	FINISH	PACKED QUANTITY	DESCRIPTION	UPC
1062018	KI-262-B-SMA-II	Black	1	Standard 8 ohm speaker	743878027976
1062019	KI-262-W-SMA-II	White	1	Standard 8 ohm speaker	743878029239
1062020	KI-262-R-SMA-II	Raw Birch	1	Standard 8 ohm speaker	743878029222

KI-262-SMA-II CARTON DIMENSIONS

HEIGHT 26.0" (66cm)

WIDTH 15.4" (39.1cm)

DEPTH 18.9" (48cm)