

KI-172-SMA-II

COMPACT MULT-ANGLE 8" 2-WAY LOUDSPEAKER



Klipsch

KLIPSCH PROFESSIONAL | PERMANENT INSTALLATION | DATA SHEET



PRODUCT OVERVIEW

The KI-172-SMA-II is a compact, two-way, high performance loudspeaker with sides slanted at 65° and 45°. Designed to be installed where placement at an angle is required and space is limited, the KI-172-SMA-II is perfect for wall, ceiling or under-balcony mounting in theaters, churches, schools and clubs, or for slanted floor or shelf monitor use near altars and podiums, or in board and meeting rooms.

The 3/4" MDF enclosure uses dado "lock-joint" and rabbet construction on CNC-fabricated panels to ensure resonance-free response and long-term reliability. The internal high-current passive crossover features the proprietary high-power thermal overload KLIP- circuit, which limits potential damage to the high-frequency driver. A standard two point barrier strip provides connections from full-range signal sources up to 100 watts.

FEATURES

- Compact with sides slanted at 65° and 45°
- Excellent for placement at an angle or tight spaces
- 8" woofer and 1" titanium diaphragm high-frequency compression driver
- 90° X 90° modified Tracrix® Horn
- KLIP-circuit HF driver protection devices
- Top/Bottom attachments for optional Klipsch SB-102 U-shaped bracket
- Available in Black, White or Raw MDF finish

APPLICATIONS

- Restaurants
- Schools
- Houses of worship
- Under balcony
- AV production environments
- Auditoriums

DESIGNED AND MADE IN THE USA

USING DOMESTIC AND IMPORTED COMPONENTS

In 1946, Paul W Klipsch, genius & maverick, hand-built his first loudspeaker in a tin shed with the intention of bringing live music into his living room. Remember great sound? We do, too. Today, Klipsch's KI series speaker enclosures are made in the USA, by proud craftsmen in Hope, Arkansas. Just like PWK intended.

SPECIFICATIONS

FREQUENCY RESPONSE¹ (+/- 3 dB)	74 Hz - 17 kHz (-10 dB @ 48 Hz)
POWER HANDLING²	200 watts (31V) 800 watts peak
MAXIMUM SPL³	115 dB Continuous 121 dB Peak
SENSITIVITY⁴	95 dB
COVERAGE	Horizontal: 90° +/- 30° 2.5 kHz - 20 kHz Vertical: 90° +/- 20° 2.1 kHz - 20 kHz
DIRECTIVITY INDEX (DI)	7 dB +/- 1.5 dB 900 Hz - 18 kHz
DIRECTIVITY FACTOR (Q)	5
NOMINAL IMPEDANCE	8 ohms, minimum 4.7 ohms @ 184 Hz
OVERLOAD PROTECTION	KLIP Overload Protection Circuit-HF
CROSSOVER FREQUENCY	2 kHz
COMPONENTS	One K-81-ST 8" woofer One K-103-TI-KP 1" titanium compression driver on a K-802-M horn
INPUT CONNECTION	Two point barrier strip
MOUNTING OPTIONS	4 - 1/4" - 20 for Mounting Bracket 2 - 1/4" - 20 for SB-102 Bracket
ENCLOSURE MATERIAL	3/4" MDF
HEIGHT	11.5" (29.27cm)
WIDTH	18.9" (48.00cm)
DEPTH	10.6" (26.92cm)
WEIGHT	27 lbs. (12.24kg)
FINISHES	Black, White and Raw MDF
ACCESSORIES	SB-102 Mounting Bracket

WITH SB-102 MOUNTING BRACKET



¹ 3M, Half-spaced anechoic
² AES standard, continuous pink noise, 6 dB peaks
³ Calculated at 1M half-spaced at power handling power input
⁴ SPL at 1M, half-spaced anechoic with 2.83V input

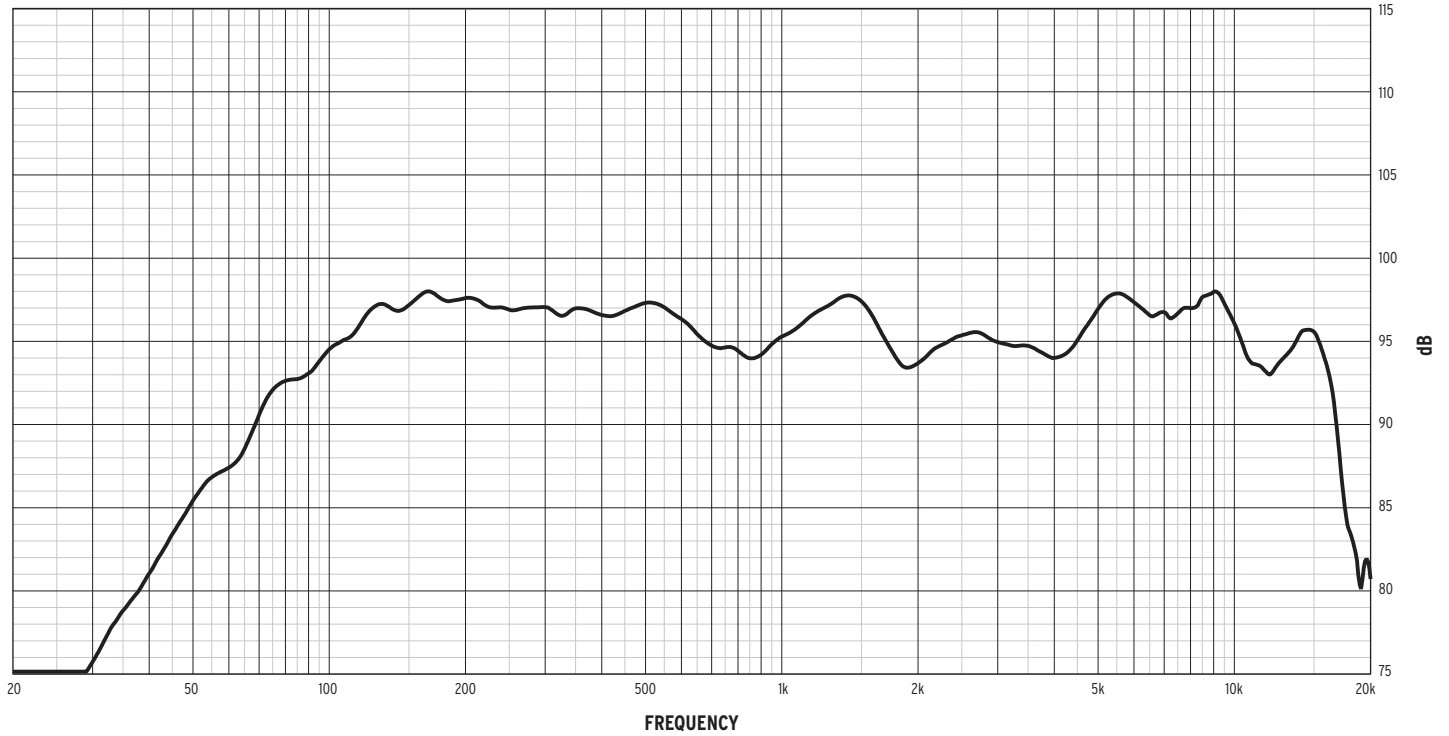
KI-172-SMA-II

COMPACT MULT-ANGLE 8" 2-WAY LOUDSPEAKER

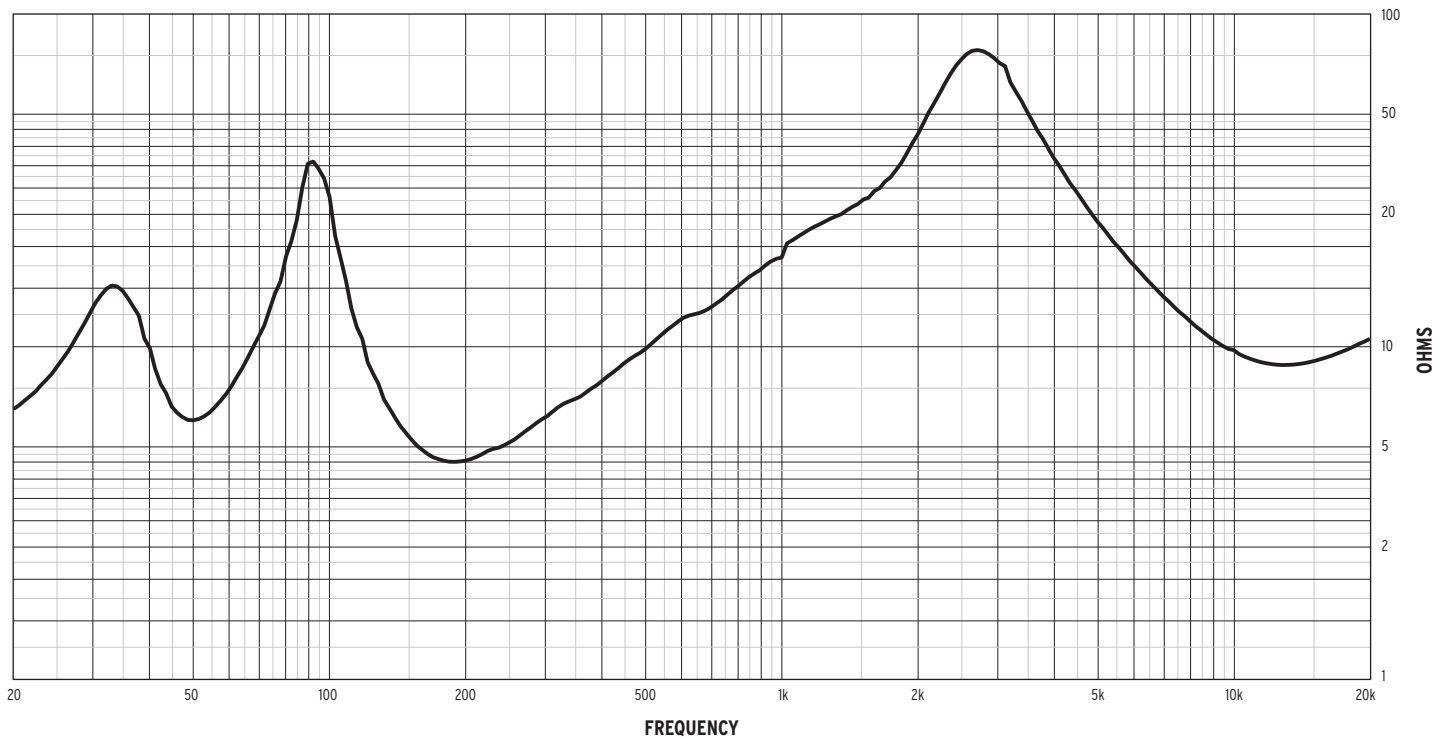


KLIPSCH PROFESSIONAL | PERMANENT INSTALLATION | DATA SHEET

FREQUENCY RESPONSE



IMPEDANCE



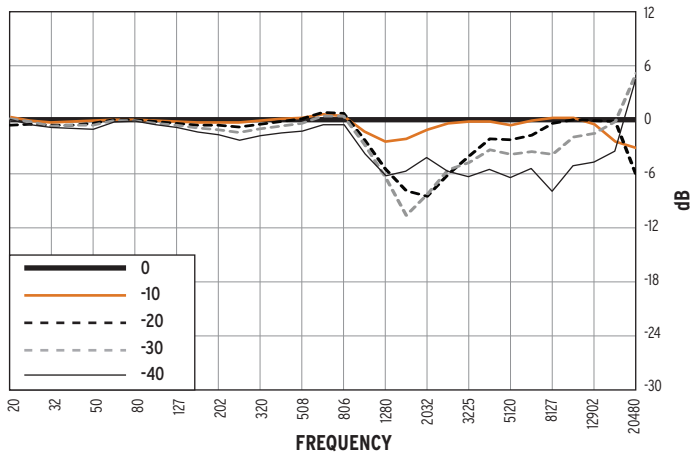
KI-172-SMA-II

COMPACT MULT-ANGLE 8" 2-WAY LOUDSPEAKER

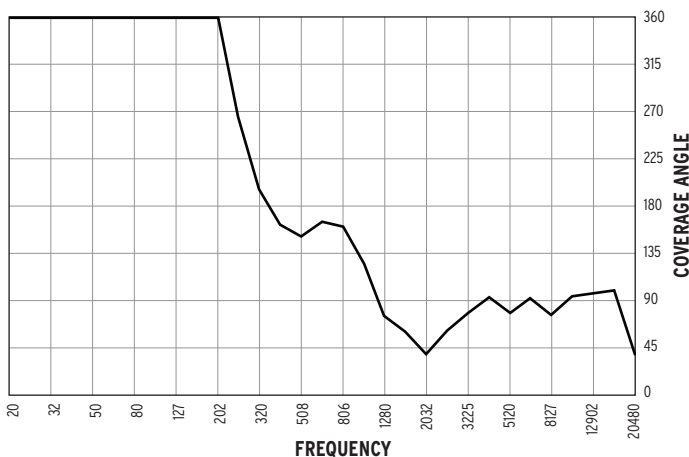


KLIPSCH PROFESSIONAL | PERMANENT INSTALLATION | DATA SHEET

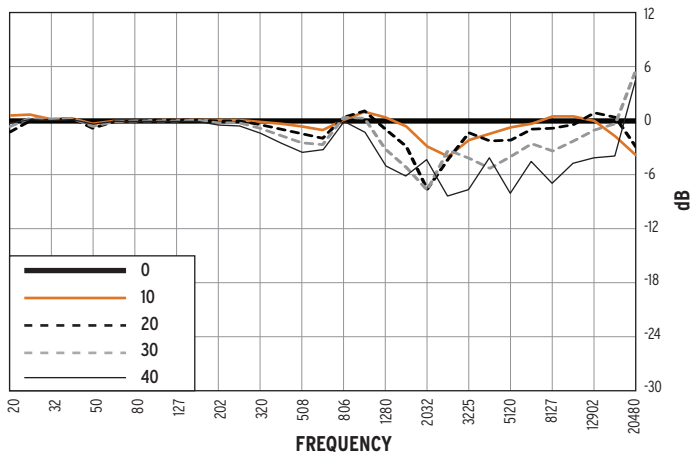
HORIZONTAL OFF AXIS TRANSFER FUNCTION LEFT



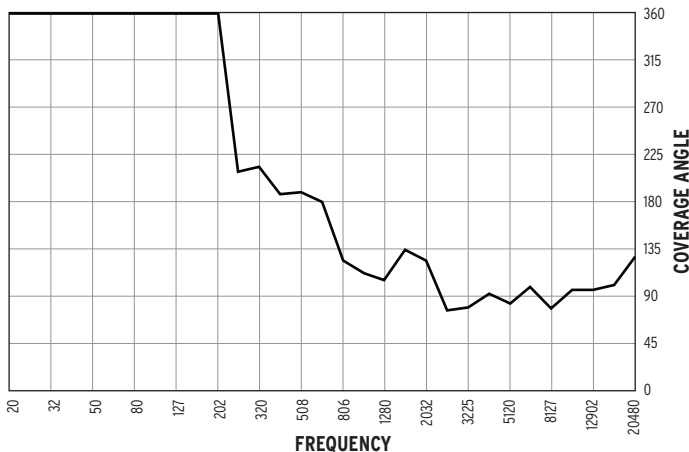
HORIZONTAL COVERAGE (-6dB)



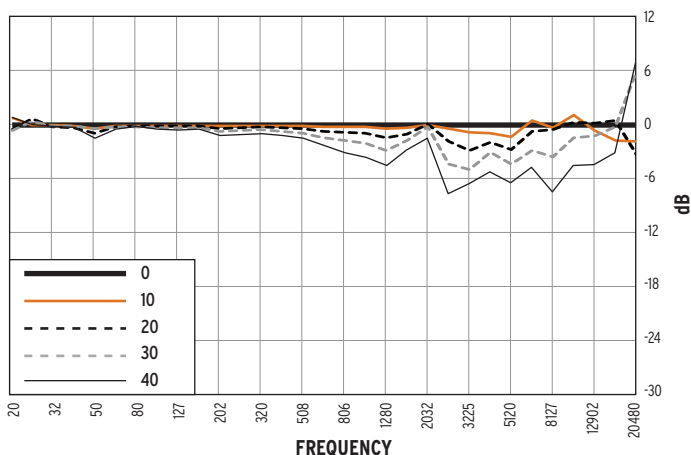
HORIZONTAL OFF AXIS TRANSFER FUNCTION RIGHT



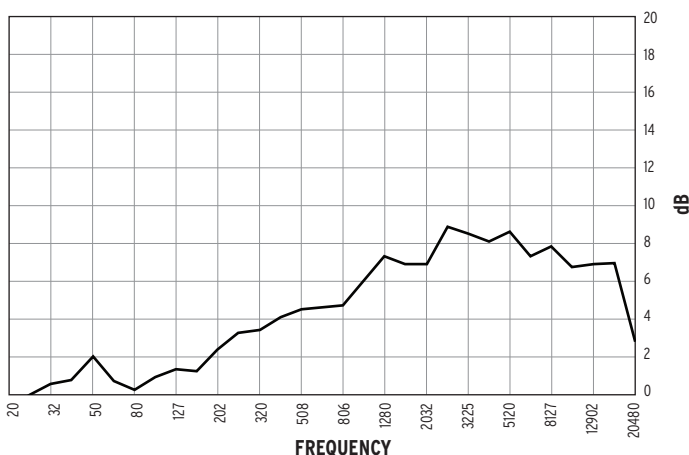
VERTICAL COVERAGE (-6dB)



VERTICAL OFF AXIS TRANSFER FUNCTION



DIRECTIVITY INDEX



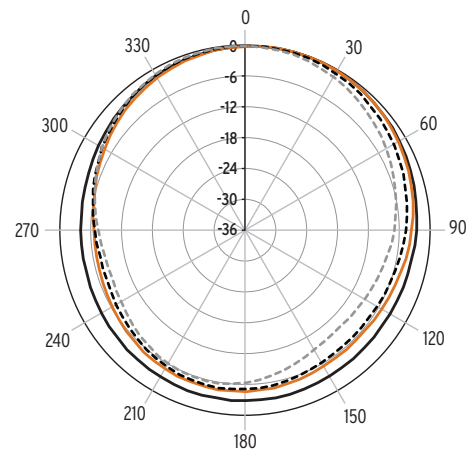
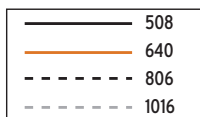
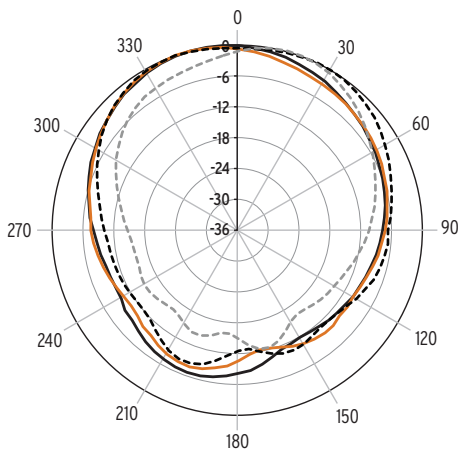
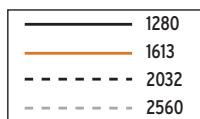
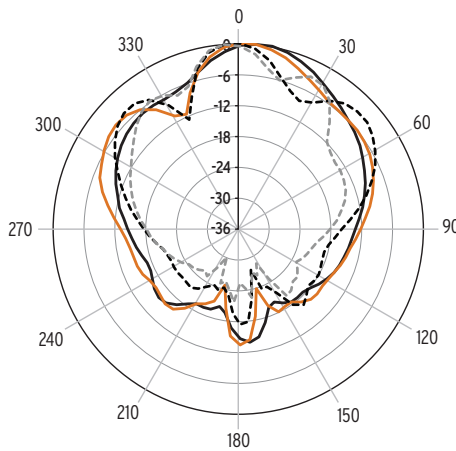
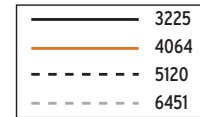
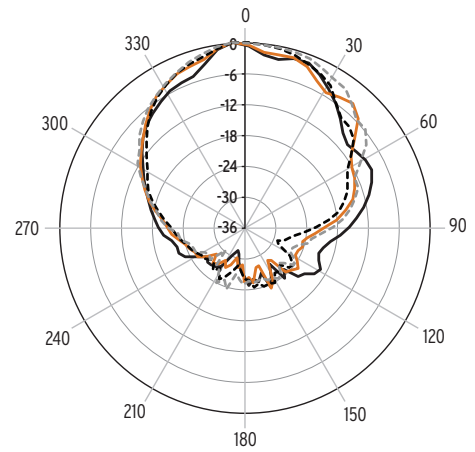
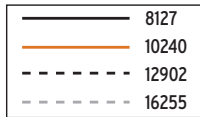
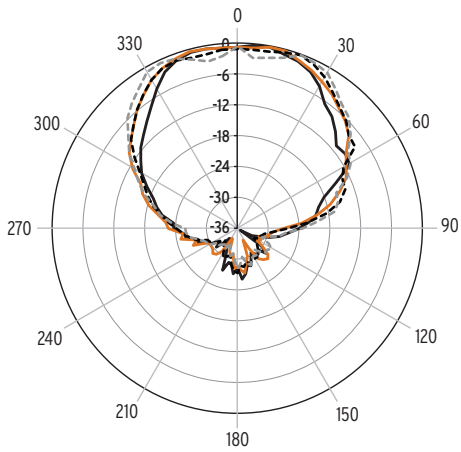
KI-172-SMA-II

COMPACT MULT-ANGLE 8" 2-WAY LOUDSPEAKER



KLIPSCH PROFESSIONAL | PERMANENT INSTALLATION | DATA SHEET

HORIZONTAL 1/3 OCTAVE POLARS



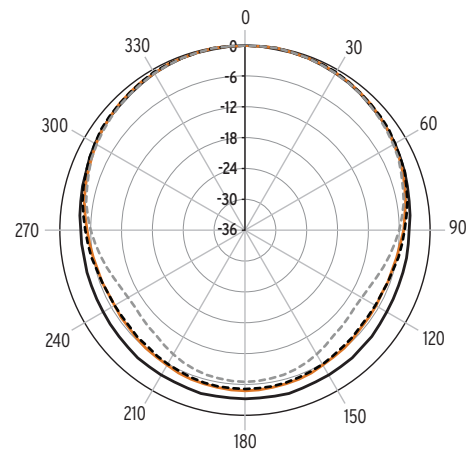
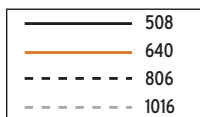
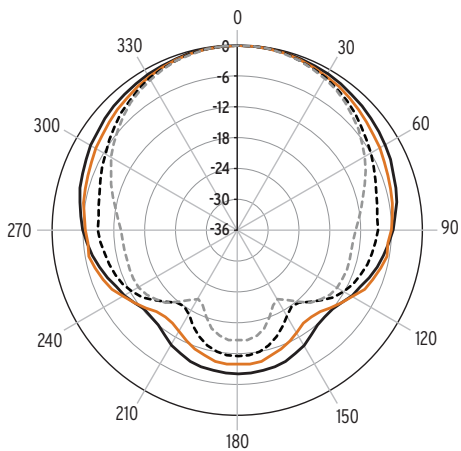
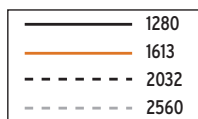
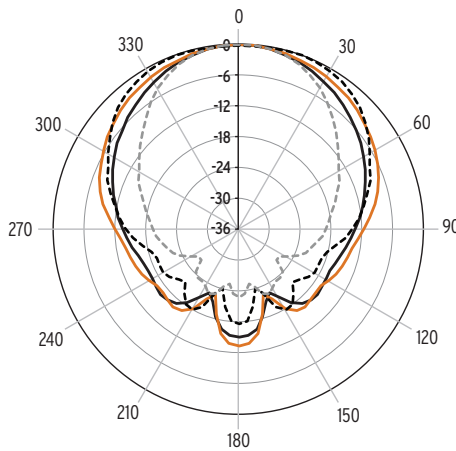
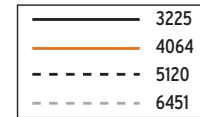
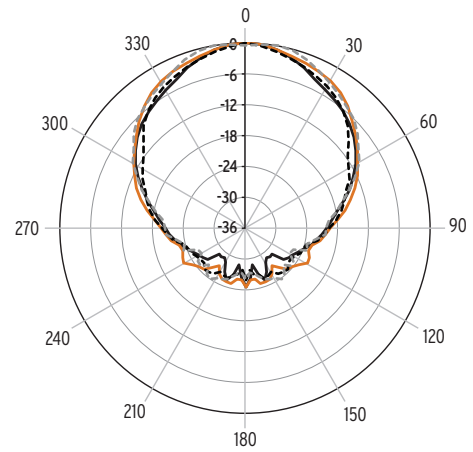
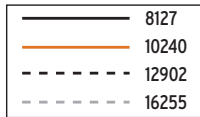
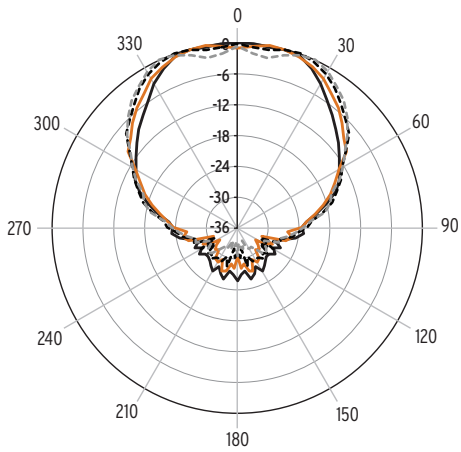
KI-172-SMA-II

COMPACT MULT-ANGLE 8" 2-WAY LOUDSPEAKER



KLIPSCH PROFESSIONAL | PERMANENT INSTALLATION | DATA SHEET

VERTICAL 1/3 OCTAVE POLARS



KI-172-SMA-II

COMPACT MULT-ANGLE 8" 2-WAY LOUDSPEAKER



KLIPSCH PROFESSIONAL | PERMANENT INSTALLATION | DATA SHEET

ARCHITECTURAL SPECIFICATIONS

The KI-172-SMA-II compact, two way, high power loudspeaker system with sides slanted to 65/45 degrees is designed to be installed where placement at an angle is required and space is limited. The KI-172-SMA-II is perfect for wall, ceiling or under-balcony mounting in theaters, churches schools, and clubs or for slanted floor or shelf monitor use near altars and podiums, or in board or meeting rooms. The KI-172-SMA-II shall include an 8" (203.2mm) K-81-ST low-frequency transducer utilizing a 2" (50.8mm) diameter voice coil, 30-ounce (850.5g) magnet and motor magnet assembly and a K-103-TI-KP 1" (25.4mm) titanium diaphragm high-frequency 4.7-ounce (133.2g) magnet compression driver mounted on a 90° X 90°, heavy duty, injected molded, modified Tractrix Horn. Signal shall be applied to the transducers via a passive internal frequency-dividing network, incorporating a KLIP-circuit for signal overload protection of the high frequency transducer. The enclosure tuning shall be of a vented design.

Frequency response shall be 74 Hz to 17 kHz, +/-3 dB, with the -10 dB point at 48Hz, measured at three meters, half-space anechoic. The high-frequency dispersion angle shall be 90° X 90° nominal. Directivity Index shall be 7 dB. Sensitivity shall be 95dB SPL, measured at one meter, half-space anechoic, with a 2.83V input. Power handling shall be 200 watts (31 volts), to AES standards, continuous pink noise, 60Hz to 10kHz, 6dB peaks. Calculated maximum continuous output at one meter shall be 115dB SPL. Nominal impedance shall be 8 ohms, with 4.7 ohms minimum at 184Hz.

The internal passive crossover frequency shall be 2kHz with a slope of 12dB/octave on the low frequency and 18dB/octave on the high- frequency. Signal connections shall be made via a two point barrier strip.

The enclosure panels shall be CNC-fabricated, 3/4" MDF, assembled utilizing rabbet and dado joinery. Dimensions for the enclosure shall be 11.5" (29.27cm) high by 10.6" (26.92 m) deep by 18.9" (48.00cm) width in a 45/65 degree asymmetrical angled box. Net weight shall be 27lbs (12.24kg).

A flat metal perforated grille on the cabinet front is for structural integrity and protection of the transducers from impact and tampering.

Enclosure mounting shall be via internal top and bottom T-nuts for the accessory Klipsch SB-102 "C"-shaped bracket, plus pre-drilled holes for Omni-mount 100 series adjustable brackets, provide flexible mounting and positioning capabilities. The enclosure shall be coated with lacquer-based primer and lacquer-based texture, with a black or white finish. The enclosure shall also be available unfinished in raw MDF.

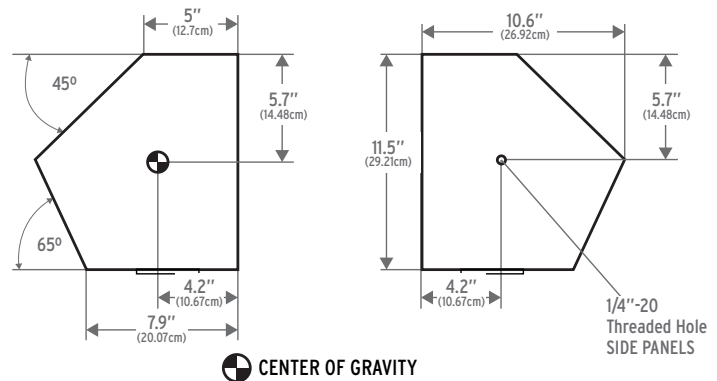
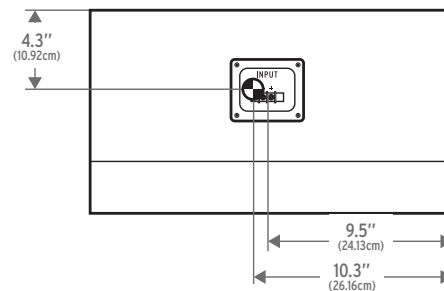
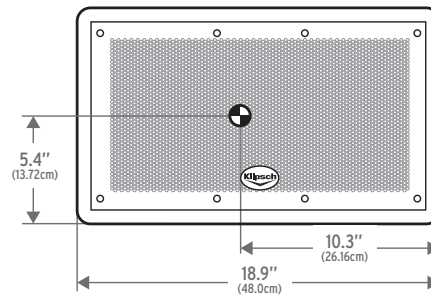
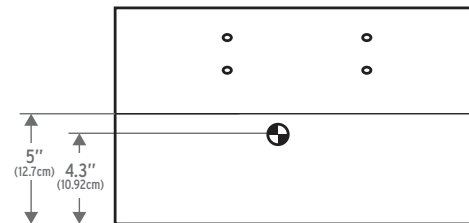
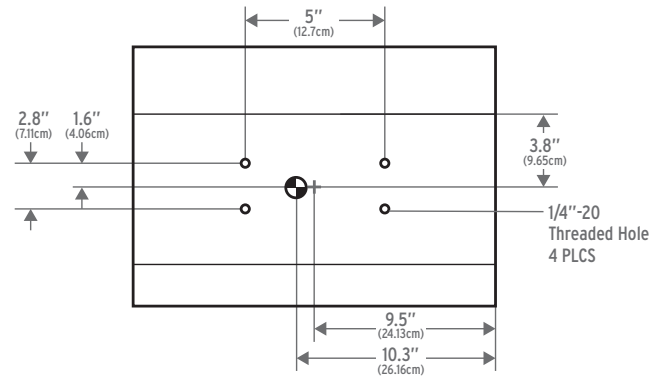
The system shall be a Klipsch KI-172-SMA-II loudspeaker.

NEED HELP WITH YOUR PRO SYSTEM DESIGN?

You need to make the best impression, from the initial job quote through the completed installation. We can help choose the best Klipsch speakers for the application and help design a system that unleashes your venue's full potential.

Send us you plans or questions to us at:

PROSYSTEMDESIGN@KLIPSCH.COM



KI-172-SMA-II

COMPACT MULT-ANGLE 8" 2-WAY LOUDSPEAKER



KLIPSCH PROFESSIONAL | PERMANENT INSTALLATION | DATA SHEET

ORDERING INFORMATION

KI-172-SMA-II

PART NUMBER	MODEL NAME	FINISH	PACKED QUANTITY	DESCRIPTION	UPC
1062008	KI-172-B-SMA-II	Black	1	Standard 8 ohm speaker	743878027945
1062009	KI-172-W-SMA-II	White	1	Standard 8 ohm speaker	743878029192
1062010	KI-172-R-SMA-II	Raw MDF	1	Standard 8 ohm speaker	743878029185

SB-102 BRACKET

PART NUMBER	MODEL NAME	FINISH	PACKED QUANTITY	DESCRIPTION	UPC
1062964	SB-102	Black	1	U-Bracket for all KI-172-SMA-II models	743878030006
1062951	SB-102	White	1		743878030013

KI-172-SMA-II CARTON DIMENSIONS

HEIGHT	20.9" (53.09cm)
WIDTH	13" (33.02cm)
DEPTH	13" (33.02cm)

SB-102 CARTON DIMENSIONS

HEIGHT	2.75" (7cm)
WIDTH	8.7" (22.1cm)
DEPTH	19.7" (50cm)
WEIGHT	2 lbs. (0.91kg)