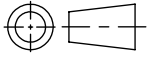
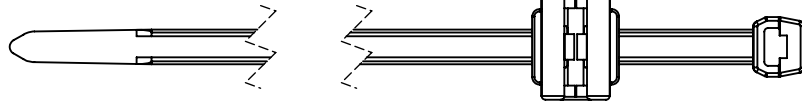


SW2009



Revision level		Revision Record	Changed	Date	Approved	Date
Drawing	Part					
01.00	-	SEE ECN# 011645	AAC	11/12/2010	AAC	11/12/2010

EC4A
SEE CHART FOR
MOUNT DRAWING
AND MATERIAL



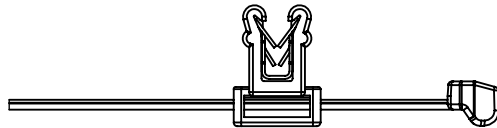
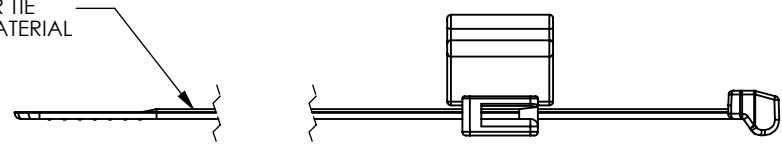
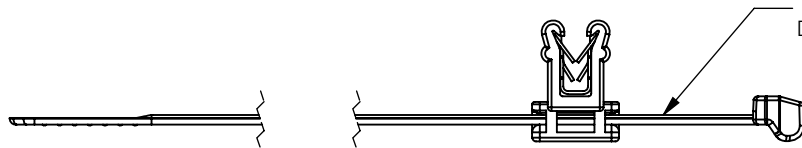
VIEW A

EC4B
SEE CHART FOR
MOUNT DRAWING
AND MATERIAL

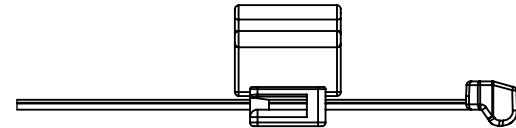


VIEW B

T50SOS
SEE CHART FOR TIE
DRAWING AND MATERIAL



DELIVERY CONDITION:
CABLE TIE CAN BE INSERTED
FROM EITHER SIDE OF EDGE CLIP



Material SEE CHART

TYPE	VIEW	BUNDLE RANGE	CABLE TIES		MOUNT	
			DRAWING	MATERIAL	DRAWING	MATERIAL
T50SOSEC4A	A	5 to 50	CT10-0737-001CST	PA66HS	CL10-0831-002CST	PA66HIRHS
T50SOSEC4B	B	5 to 50	CT10-0737-001CST		CL10-0831-002CST	PA66HIRHS

Units	inches
Dimension without tolerances details to:	
.xxxx	= ±.0005
.xxx	= ±.005
.xx	= ±.01
.x	= ±.03
None	= ±.06
∠	= ±0.5°

The copyright of this drawing is reserved by HellermannTyton. It is issued on condition that it is not reproduced, copied, or disclosed to a third party, either wholly or in part, without the consent of HellermannTyton.

Drawn	AAC	11/5/2010
Approved	AAC	11/12/2010
North America Email: corp@htamericas.com Web: www.hellermann.tyton.com		

Article/Type-No	T50SOSEC4	Scale	1:1
Title	T50SOSEC4 T50SOS CABLE TIE WITH EDGE CLIP 4 MOUNT	Project Number	PRP10-0831
Drawing-No	CT10-0831-003CST	Production : Phase	Format
			AH
		Sheet	1/1