

GRID STRAP NETWORK (RAIL SYSTEM)

APPLICATION

PROLINE G2 Grid Straps can be used to create a mounting or support network within the frame. The Grid Straps are furnished in pairs and available in three designs: full-height vertical, horizontal with mounting brackets, and single-piece horizontal with integrated tabs. Horizontal Grid Straps can be mounted front-to-back between frame verticals (depth-mounted), side-to-side between frame verticals or depth-mounted Grid Straps (width-mounted), or even vertically between Grid Straps. Vertical Grid Straps are used to span the full height of an enclosure.

FEATURES

- Quick installation of grid strap(s) using the patent pending front-load BV-M6 fastener (Blind, Variable M6 screw based fastener), which is an innovative alternative to cage nuts or self-tapping screws

SPECIFICATIONS

- Grid Straps constructed from 14 gauge (1.75 mm) plated steel
- Mounting hole pattern is 25-mm on center, alternating round and rectangular holes to accommodate various hardware: rectangular holes accept BV-M6 fasteners or front-loading cage nuts
- Horizontal grid straps are offered in both 1-row and 3-row configurations
- Width-mounting Grid Straps requires an increase in length of 100mm over the nominal frame width (i.e. 600mm wide enclosure requires 700mm grid strap)

Horizontal, Bracket-Mount Grid Straps

- Mounting brackets are installed using a single BV-M6 (or front-loading cage nut) per bracket
- Grid Strap hooks onto the mounted brackets, and snaps into place for easy installation
- This design Grid Strap can be mounted vertically between other Grid Straps, as the assembly is on a single plane

Horizontal, Tab-Mount, Single-Piece Grid Straps

- Grid Strap is constructed from a single piece, with a jogged tab that allows the Grid Strap to sit flush with the frame
- 1-row Grid Straps attach with a single BV-M6 through each tabbed end, while 3-row Grid Straps attach with two BV-M6's through each tabbed end
- This design Grid Strap should not be used when mounting vertically between other Grid Straps, as the jogged tab introduces a second plane which may interfere with cover installation on the sides

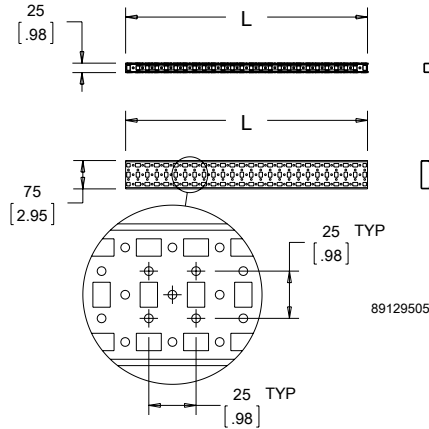
ACCESSORIES

- Center Upright
- BV-M6 Fastener Package
- PROLINE G2 Fastener Packages

BULLETIN: P40

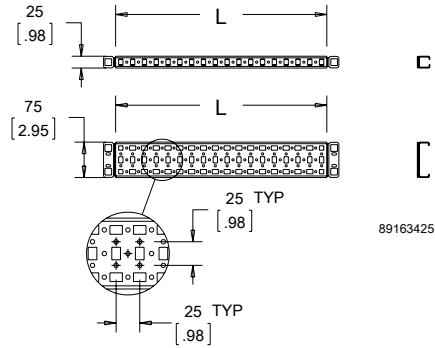
Standard Product **Horizontal, Bracket-Mount Grid Straps**

Catalog Number	L (mm)	L (in.)	Description	Fits Frame Width (mm)	Fits Frame Depth (mm)
P2G1R4	240	9.4	1-Row	---	400
P2G1R5	340	13.4	1-Row	400	500
P2G1R6	440	17.3	1-Row	500	600
P2G1R7	540	21.3	1-Row	600	---
P2G1R8	640	25.2	1-Row	---	800
P2G1R9	740	29.1	1-Row	800	---
P2G1R10	840	33.1	1-Row	---	1000
P2G1R11	940	37.0	1-Row	1000	---
P2G1R13	1140	44.9	1-Row	1200	---
P2G1R15	1340	52.8	1-Row	1400	---
P2G1R17	1540	60.6	1-Row	1600	---
P2G1R19	1740	68.5	1-Row	1800	---
P2G3R4	240	9.4	3-Row	---	400
P2G3R5	340	13.4	3-Row	400	500
P2G3R6	440	17.3	3-Row	500	600
P2G3R7	540	21.3	3-Row	600	---
P2G3R8	640	25.2	3-Row	---	800
P2G3R9	740	29.1	3-Row	800	---
P2G3R10	840	33.1	3-Row	---	1000
P2G3R11	940	37.0	3-Row	1000	---
P2G3R13	1140	44.9	3-Row	1200	---
P2G3R15	1340	52.8	3-Row	1400	---
P2G3R17	1540	60.6	3-Row	1600	---
P2G3R19	1740	68.5	3-Row	1800	---



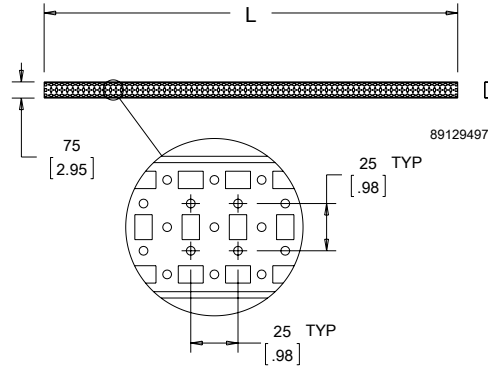
Standard Product **Horizontal, Tab-Mount Grid Straps**

Catalog Number	L (mm)	L (in.)	Description	Fits Frame Width (mm)	Fits Frame Depth (mm)
P2G1RT4	247	9.7	1-Row	-	400
P2G1RT5	347	13.7	1-Row	400	500
P2G1RT6	447	17.6	1-Row	-	600
P2G1RT7	547	21.5	1-Row	600	-
P2G1RT8	647	25.5	1-Row	-	800
P2G1RT9	747	29.4	1-Row	800	-
P2G1RT10	847	33.3	1-Row	-	1000
P2G3RT4	247	9.7	3-Row	-	400
P2G3RT5	347	13.7	3-Row	400	500
P2G3RT6	447	17.6	3-Row	-	600
P2G3RT7	547	21.5	3-Row	600	-
P2G3RT8	647	25.5	3-Row	-	800
P2G3RT9	747	29.4	3-Row	800	-
P2G3RT10	847	33.3	3-Row	-	1000



Standard Product **Vertical, Bracket-Mount Grid Straps**

Catalog Number	L (mm)	L (in.)	Fits Frame (mm) Height
P2GV3R6	515	20.3	600
P2GV3R8	715	28.1	800
P2GV3R10	915	36.0	1000
P2GV3R12	1115	43.9	1200
P2GV3R14	1315	51.8	1400
P2GV3R16	1515	59.6	1600
P2GV3R18	1715	67.5	1800
P2GV3R20	1915	75.4	2000
P2GV3R22	2115	83.3	2200



Model	Component	Type	Length	Catalog Number
P2	G	3R	7	= P2G3R7
PROLINE G2	Grid Accessory	1R = 1 Row 3R = 3 Row AR = Adjustable Rack Mounting Rails	mm 22 = 2200 21 = 2100 20 = 2000 19 = 1900 18 = 1800 17 = 1700 16 = 1600 15 = 1500 14 = 1400 12 = 1200	mm 13 = 1300 12 = 1200 11 = 1100 10 = 1000 9 = 900 8 = 800 7 = 700 6 = 600 5 = 500 4 = 400

NOTE: Not every combination is available as a standard product.