



Model 1076-COAP4800

Locking Recessed Wall and Hard-Lid Ceiling Wi-Fi Access Point Enclosure, 3 in. Deep Back Box / Cisco 4800 Series AP Door

Category: **WiTile**



The locking Model 1076 series Wi-Tile™ enclosure provides a convenient way to recess and secure Wi-Fi and Small Cell APs from all leading vendors in a hard lid ceiling or wall. A cutout is made in the ceiling/wall and the all metal enclosure is fastened into the wall using adjustable wall bridges. The AP is mounted in the back-box or in the door (depending on enclosure style). Interchangeable retrofit doors permit vendor and technology migrations, and simplify moves, adds, and changes. Unique wall bridge simplifies installation in almost any type of hard wall/ceiling. UL listed for A.C. line powering and installation in the plenum space. See configuration guide for AP specific doors.

Patent Pending



Features & Benefits

- Locking, recessed wall or hard ceiling mounting solution to secure APs from most vendors
- Provides an aesthetic, professional finish
- Fully-hinged locking door, keyed alike. Interchangeable doors permit simple migration to new APs and antennas
- Shallow back-box (3 in.) simplifies installation in walls and ceilings
- Enclosure back-box is effective dust barrier to simplify ICRA compliance in hospitals

Technical Specifications

- Design: recessed hard lid ceiling or wall enclosure designed for APs and wireless multimedia gateways. Designed for pre-existing drywall, sheetrock, gypsum board, plaster and lathe walls or ceiling (remodeling or old construction). Designed for all leading vendors' APs and antennas, as identified in Oberon's Model 1076 configuration guide
- Performance: UL listed and designed to meet NEC300-22 and 300-23 for plenum installations. UL listed for AC. line voltage
- Locking, fully hinged interchangeable door for migration to other APs. Keyed alike
- Includes firestop foam kit for cable egress. Large enough for two Cat 6A cables
- 1 in. trade size knockouts on two walls, junction box knockout in back-box
- Construction: 16 ga. Galvanized steel back-box, 14 ga. textured white powder coated steel door and flange; back box is effective as a dust barrier for ICRA procedure compliance
- Model 1076-WA only: Paintable UL-945VA White ABS Plastic dome, virtually transparent to wireless signals
- Model 1076-CP only: UL 94-5VA clear polycarbonate dome, virtually transparent to wireless signals

- Maximum weight in enclosure is 25 lbs.
- Max. Operating temperature of AP should be de-rated by 10°C inside the enclosure
- Flange is 15 x 15 in. (381 x 381 mm). Back box is 12.75 x 12.75 x 3 in. (324 x 324 x 77 mm)

Measurements (Maximum values*):

- Width: 15 in.
- Height: 15 in.
- Depth: 3 in.
- Item Weight: 13 lbs.
- Shipping Weight: 14 lbs.






Includes

- (2) Wall bridges
- (1) Universal AP "T-bar" mounting bracket
- (4) No. 6-32 Hex Nuts
- (4) No. 6-32 Eye Bolts
- (2) Velcro Dots
- (2) Keys for lock
- (1) Fireblock cable egress kit
- Caddy Speed Link™ support wire
- Installation instructions

Available Accessories

- **39-BLANK-PLATE:** Models 1047(-T), 1052, 1076, & 1077(-T) Cisco enclosures (-CCOAP, -CCOAP3800), to temporarily fill cutout in door when AP is not in place

Documentation Links

-  [Spec Sheet](https://oberoninc.com/index.php?option=com_content&view=article&id=5544&Itemid=399) - oberoninc.com/index.php?option=com_content&view=article&id=5544&Itemid=399
-  [Installation Instructions](https://oberoninc.com/images/_Instructions/Oberon_Model_1076-COAP4800_Instructions.pdf) - oberoninc.com/images/_Instructions/Oberon_Model_1076-COAP4800_Instructions.pdf
-  [Customer Prints](https://oberoninc.com/images/_Customer_Prints/Oberon_Model_1076-COAP4800_Customer_Print.pdf) - oberoninc.com/images/_Customer_Prints/Oberon_Model_1076-COAP4800_Customer_Print.pdf
-  [App Note - Wireless Coverage FAQ](https://oberoninc.com/images/WebDocs/Application_Note_Wireless_Coverage_FAQ.pdf) - oberoninc.com/images/WebDocs/Application_Note_Wireless_Coverage_FAQ.pdf
-  [SECTION 27_21_33 DATA COMMUNICATIONS WIRELESS ACCESS POINTS](https://oberoninc.com/images/WebDocs/SECTION_27_21_33_DATA_COMMUNICATIONS_WIRELESS_ACCESS_POINTS.pdf)
https://oberoninc.com/images/WebDocs/SECTION_27_21_33_DATA_COMMUNICATIONS_WIRELESS_ACCESS_POINTS.pdf

Additional Information

-  For Oberon product CAD files, contact customer service

Configurations: Model 1076

Please specify configuration when ordering.

| | |
|--------------|--|
| 1076- | |
| | RETROFIT DOOR (See Configurations) |

| SKU | Description | Retrofit Door P/N |
|-----|-------------|-------------------|
|-----|-------------|-------------------|

| | | | |
|--|----------------|---|-------------------|
|  | 1076-AP215 | 3 in. deep Recessed AP Wall Mount for Aruba AP215 | 38-107X-AP215 |
|  | 1076-AP225 | 3 in. deep Recessed AP Wall Mount for Aruba AP225 | 38-107X-AP225 |
|  | 1076-AP315 | 3 in. deep Recessed AP Wall Mount for Aruba AP315 | 38-107X-AP315 |
|  | 1076-AP325 | 3 in. deep Recessed AP Wall Mount for Aruba AP325 | 38-107X-AP325 |
|  | 1076-AP335 | 3 in. deep Recessed AP Wall Mount for Aruba AP335 | 38-107X-AP335 |
|  | 1076-CCOAP | 3 in. deep Recessed AP Wall Mount for Cisco APs | 38-107X-CCOAP |
|  | 1076-CCOAP3800 | 3 in. deep Recessed AP Wall Mount for Cisco 2800/3800 APs | 38-107X-CCOAP3800 |
|  | 1076-COAP4800 | 3 in. deep Recessed AP Wall Mount for Cisco 4800 APs | 38-107X-COAP4800 |
|  | 1076-CP | 3 in. deep Recessed AP Wall Mount with clear dome | 38-107X-CP |
|  | 1076-WA | 3 in. deep Recessed AP Wall Mount with ABS dome | 38-107X-WA |

no image
available

1076-ND

3 in. deep Recessed AP Wall Mount, No
Door

Images and documents may depict similar models in the product series.