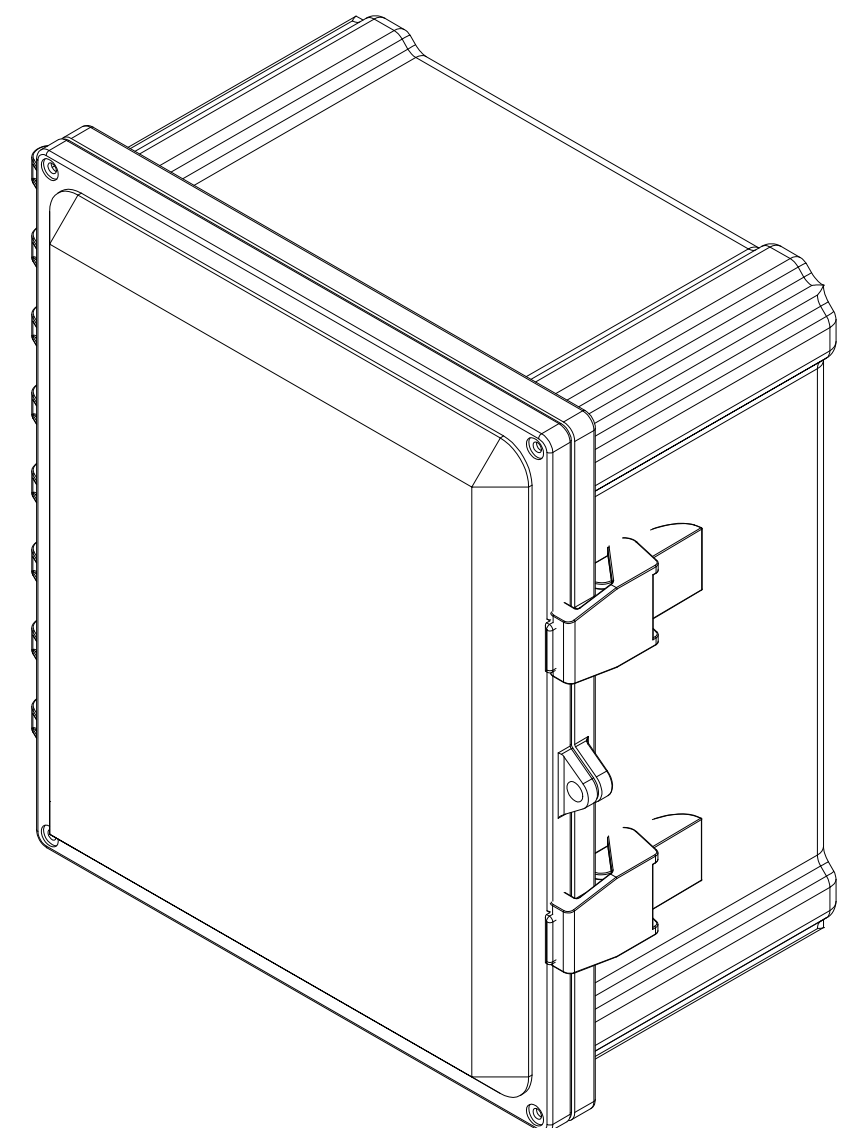
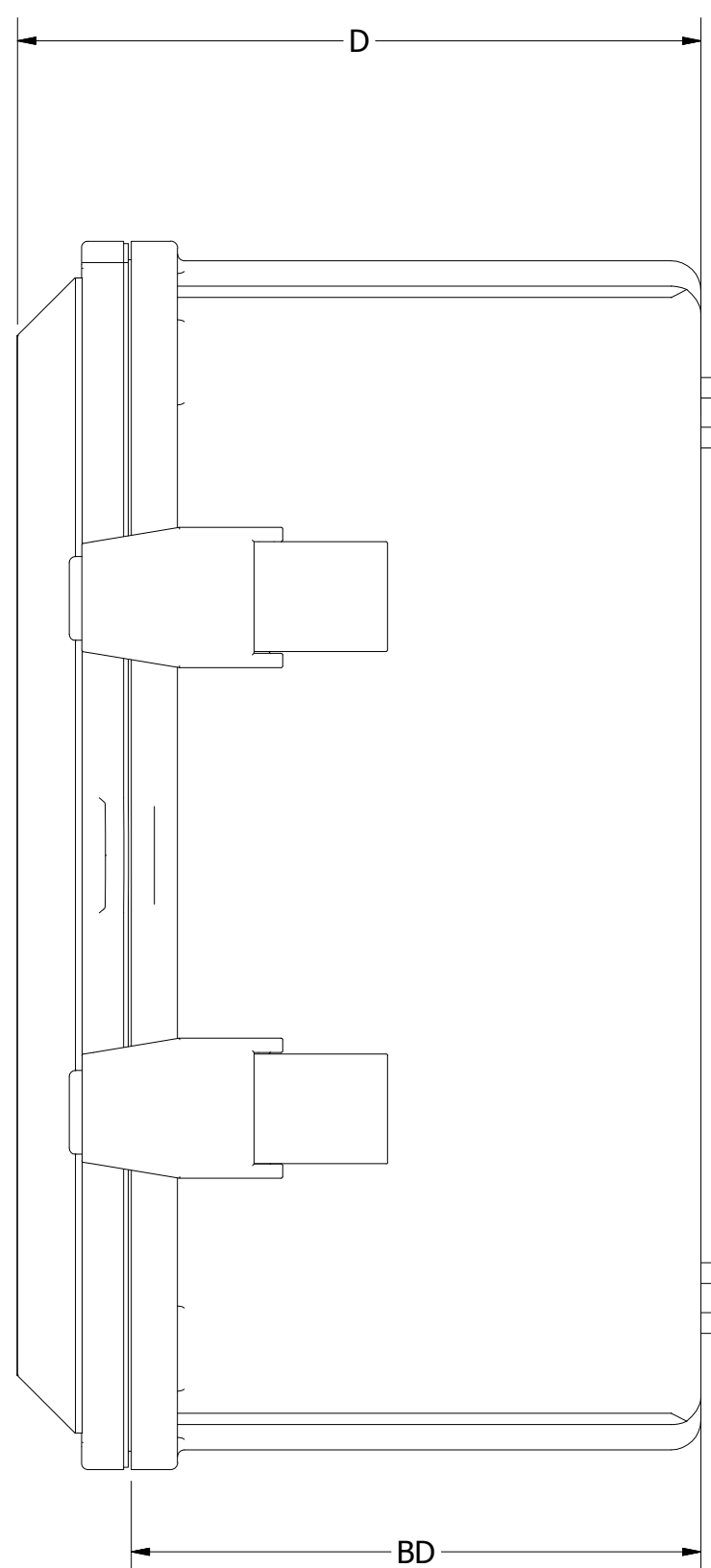
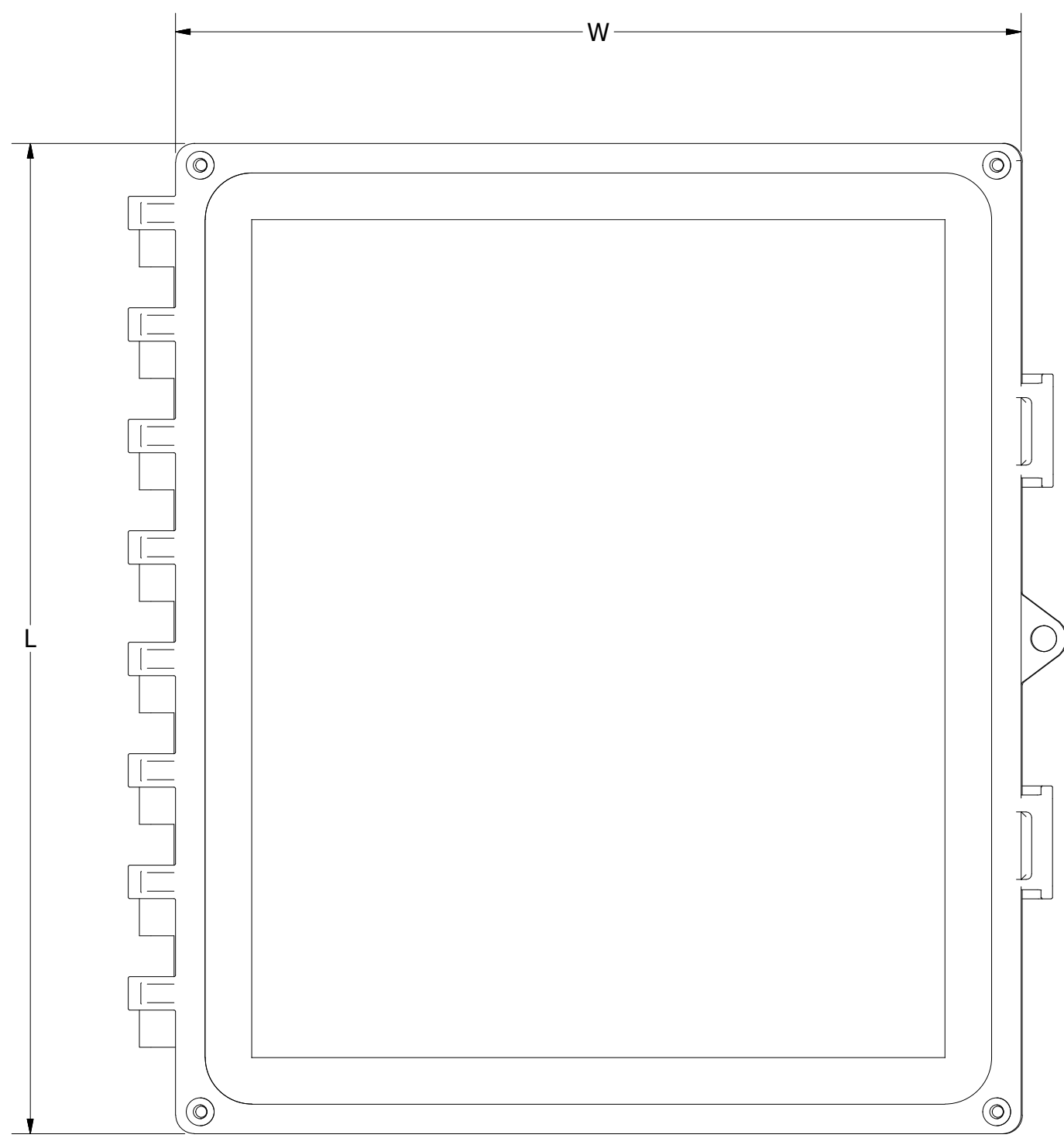


REVISION HISTORY				
ZONE	REV	DESCRIPTION	DATE	APPROVED
All	1	Released	1/11/2012	MDA
All	2	Added ABS Mounting Plate	12/4/2014	EAS
All	3	Added size chart and includes list	4/20/2016	EAS



ISOMETRIC VIEW



- INCLUDES:**
- Internal ABS Mounting Plate (1)
 - #10-32 Mounting Plate Screws (4)
 - #10 Washers (4)
 - #10-32 Lid Screws (4)
 - Small Hole Covers (4)
 - Large Hole Cover (1)
 - Mounting Feet (4) (excluded from -242410)
 - 1/4"-20 Mounting Feet Screws (4) (excluded from -242410)
 - Installation Instructions (1)

TABLE				
Column 1	Column 2	Column 3	Column 4	Column 5
Model	Length (L)	Width (W)	Depth (D)	Base Depth (BD)
1026-864	9.40	7.40	5.36	4.14
1026-1084	11.40	9.40	5.86	4.64
1026-00	13.40	11.40	7.38	6.14
1026-14126	15.40	13.40	7.38	6.14
1026-16148	17.40	15.40	9.38	8.14
1026-242410	25.40	25.40	11.33	10.14

DRAWN MDA	1/11/2012	Oberon, Inc. - 1315 S. Allen St. - State College, PA 16801		
CHECKED MDA	1/11/2012	TITLE		
QA		Model 1026 Customer Print		
MFG MDA	1/11/2012	SIZE C	DWG NO 1026	REV 3
APPROVED MDA	1/11/2012	SCALE	SHEET 1 OF 1	
TOLERANCE:		.0 = +/- .030 .00 = +/- .015 .000 = +/- .005		