




Model 37-104x-CCOAP3800-S Retrofit Trim for Oberon Model 1040 and 1044 Suspended Ceiling Recessed AP Mount

Category: **Retrofit Doors for Oberon Enclosures**



This retrofit trim is designed to provide a convenient way to mount and secure APs in Oberon's Model 1040 Cloud and panel ceiling mount and for the 1044 Suspended Ceiling Mount. The trim uses torsion springs to quickly fasten to the installed 1040/1044, without tools and lose hardware.



Features & Benefits

- Torsion springs fasten trim into installed 1040 or 1044 back box, without tools and lose hardware
- Attractive white powder coated trim provides a professional installation appearance

Technical Specifications

- Design: Retrofit trim assembly for Oberon Model 1040 and 1044 recess cloud and suspended ceiling mounts for APs. Designed for leading vendor's APs and antennas. (see Configuration guide)
- Construction: White powder-coated steel trim, steel AP bracket
- Size: 14.5 x 14.5 x 3 in. (368 x 368 x 76 mm)

Measurements (Maximum values*):

- Width: 14.5 in.
- Height: 14.5 in.
- Depth: 3 in.
- Item Weight: N/A
- Shipping Weight: N/A

Documentation Links


 [Spec Sheet](http://oberoninc.com/index.php?option=com_content&view=article&id=5084&Itemid=399) - oberoninc.com/index.php?option=com_content&view=article&id=5084&Itemid=399

 [Customer Prints](http://oberoninc.com/images/_Customer_Prints/Oberon_Model_37-104x-CCOAP3800-S_Customer_Print.pdf) - oberoninc.com/images/_Customer_Prints/Oberon_Model_37-104x-CCOAP3800-S_Customer_Print.pdf

 [SECTION 27_21_33 DATA COMMUNICATIONS WIRELESS ACCESS POINTS](https://oberoninc.com/images/WebDocs/SECTION_27_21_33_DATA_COMMUNICATIONS_WIRELESS_ACCESS_POINTS)

https://oberoninc.com/images/WebDocs/SECTION_27_21_33_DATA_COMMUNICATIONS_WIRELESS_ACCESS_POINTS.pdf

Additional Information

 For Oberon product CAD files, contact customer service










Configurations: Model 1044


AP or antenna specific trim is included with the product; please specify the SKU required when ordering.

Note: The trim is interchangeable after installation. Please see configuration guide for retrofit trim P/N options.

1044-

SPECIFY AP TRIM
(see Configurations)

SKU	Description	Retrofit trim P/N
 1044-AP215	Trim with torsion spring with torsion spring for Aruba Networks AP215	37-104x-AP215-S
 1044-AP225	Trim with torsion spring with torsion spring for Aruba Networks AP225 or Front attach Screw on trim for Aruba Networks AP225	37-104x-AP225-S or 37-104x-AP225-F
 1044-AP305	Trim with torsion spring with torsion spring for Aruba Networks AP305	37-104x-AP305-S
 1044-AP315	Trim with torsion spring with torsion spring for Aruba Networks AP315 or Front attach Screw on trim for Aruba Networks AP315	37-104x-AP315-S or 37-104x-AP315-F
 1044-AP325	Trim with torsion spring with torsion spring for Aruba Networks AP325 or Front attach Screw on trim for Aruba Networks AP325	37-104x-AP325-S or 37-104x-AP325-F
 1044-AP335	Trim with torsion spring with torsion spring for Aruba Networks AP335 or AP345 or Front attach Screw on trim for Aruba Networks AP335 or AP345	37-104x-AP335-S or 37-104x-AP35-F
 1044-CCOAP	Trim with torsion spring with torsion spring for Cisco 2600, 2700, 3500, 3600, 3700 Series APs	37-104x-CCOAP-S
 1044-CCOAP3800	Trim with torsion spring with torsion spring for Cisco 2800, 3800 Series APs	37-104x-CCOAP3800-S
 1044-COAP4800	Trim with torsion spring with torsion spring for Cisco 4800 Series APs	37-104x-COAP4800-S
 1044-ANTMNT	Trim with torsion spring with knockouts to support external antennas	37-104x-ANTMNT-S2



1044-BLANK

Blanking plate to temporarily fill cutout in ceiling

37-104x-BLANK-F



1044-FL

Low profile white ABS snap on cover

37-104x-FL

Images and documents may depict similar models in the product series.