




Model 1077-AP215

Locking Suspended Ceiling Tile Wi-Fi Access Point Enclosure, 3 in. Deep Back Box / Aruba AP215 Door

Category: **WiTile**




Locking, 2 x 2 ft. suspended ceiling Wi-Tile™ enclosure mounts and secures Wi-Fi and Small Cell APs flush to the ceiling. This lightweight aluminum enclosure replaces a standard ceiling tile, and has a durable white textured powder coat to aesthetically match most ceiling tiles. The interchangeable door simplifies AP and antenna moves, adds, and changes without lifting ceiling tiles. APs from all leading vendors can be mounted in the door or inside the enclosure with the configurations with the Polycarbonate or ABS dome. UL listed for both a.c. line voltage and low voltage (PoE) powered equipment. Styles available for both standard flush grid and recessed grid ceilings (-T). Specify -T version for professional, aesthetic installation in recessed grid ceilings.

Patent Pending



"-T" version matches tegular ceiling tiles used in recessed grids. Specify "-T" version for professional, aesthetic installation in recessed grid ceilings.



Features & Benefits

- 2 x 2 ft. locking ceiling tile enclosure secures APs from most vendors
- Attractive, textured, powder-coat finish matches many suspended ceiling tiles
- Interchangeable doors permit simple migration to new APs and antennas
- Shallow (3 in.), lightweight, aluminum back-box simplifies installation in ceilings with little space above ceiling tiles
- Enclosure back-box is effective dust barrier to simplify ICRA procedure compliance

Technical Specifications

- Design: Ceiling tile enclosure designed for APs with integrated antennas. Fits into standard 2 x 2 ft. (U.S.) ceiling grid. Doors available for all leading AP vendor's models (see Oberon's Model 1077 configuration guide)
- Performance: UL listed for low voltage and line voltage applications, and designed to meet NEC300-22 and 300-23 for plenum installations. OSHPD approved, OPM-0110-13
- Interchangeable locking door, keyed alike.
- Includes firestop foam kit for cable egress. Large enough for two Cat 6A cables
- Knockouts for single gang J-box, (2) keystone jacks, (2) 1 in. trade conduit connector
- Construction: 16 ga. aluminum back box; door and flange are 18 ga. textured, white powder-coated steel. RoHS compliant. Solid back-box fills opening behind AP, creating an effective fire, smoke and dust barrier

to simplify ICRA compliance

- Model 1077-WA only: UL 94-5VA white ABS plastic dome. Dome is virtually transparent to wireless signals
- Model 1077-CP only: UL 94-5VA clear polycarbonate dome. Dome is virtually transparent to wireless signals
- Maximum weight to be installed inside the unit is 25 lbs.
- De-rate upper operating temperature limit of AP by 10°C when AP in the enclosure
- For recessed grid ceilings, specify "-T" for tegular flange units
- Enclosure must be supported by the building structure independent of the suspended ceiling, per NEC paragraph 300.11
- Size: Flange is 23.75 x 23.75 in. (603 x 603 x 76 mm). Back-box is 12.75 x 12.75 x 3 in.

Standards for Safety

- UL 50 listed, TYPE 1, for indoor use only
- USL - Investigated using requirements contained in Standard UL 50 - Twelfth Edition, and UL 50E - First Edition
- CNL - Investigated using requirements contained in Canadian Standard CSA/C22.2 No. 94.1 and 94.2
- UL 2416, Audio/Video, Information and Communication Technology Equipment Cabinet, Enclosure & Rack Systems
- CSA C22.2 NO. 60950-1-07 + Amd. 1 Amd. 2 Information Technology Equipment -- Safety. Part 1, General Requirements
- OSHPD Approval OPM-110-13

Measurements (Maximum values*):

- Width: 12.75 in.
- Height: 12.75 in.
- Depth: 3 in.
- Item Weight: 11 lbs.
- Shipping Weight: 16 lbs.

* Specify "-600MM" for European (metric) ceiling (594 x 594 mm tile flange. All other dimensions are the same.)

Includes

- (1) 2 x 2 ft. ceiling enclosure
- (1) T-bar bracket (Model 1077-WA and Model 1077-CP)
- (1) Mounting bracket (Except Model 1077-WA and Model 1077-CP)
- (1) 1 in. Trade size conduit connectors
- (1) Fire Block Foam
- (4) Support wire
- (2) Keys for access door lock
- Installation instructions

Available Accessories

- **39-BLANK-PLATE:** Models 1047(-T), 1052, 1076, & 1077(-T) Cisco enclosures (-CCOAP, -CCOAP3800), to temporarily fill cutout in door when AP is not in place

Documentation Links



Spec Sheet - oberoninc.com/index.php?option=com_content&view=article&id=2132&Itemid=399



Installation Instructions - oberoninc.com/images/_Instructions/Oberon_Model_1077-AP215_Instructions.pdf



Customer Prints - oberoninc.com/images/_Customer_Prints/Oberon_Model_1077-AP215_Customer_Print.pdf



Ceiling Tile Ordering Form - oberoninc.com/images/WebDocs/Ceiling_Tile_Ordering_Form.pdf



OSHPD OPM Drawing - https://oberoninc.com/images/WebDocs/Oberon_OPM.pdf



Additional Information

 For Oberon product CAD files, contact customer service




Configurations: Model 1077


Please specify configuration when ordering.

1077-		
	AP DOOR (see Configurations)	TILE TYPE T Tegular flange) (otherwise leave blank)

Examples:

1077- <u>AP315</u>	Model 1077 with door for Aruba AP315, flange to match flat lay-in tile
1077- <u>AP335-T</u>	Model 1077 with door for Aruba AP335, flange to match tegular ceiling tiles for recessed grid

SKU	Description	Retrofit Door P/N
 1077-AP215	3 in. deep Susp Ceiling Zone Enclosure for Aruba AP215 standard lay-in tile	38-107X-AP215
 1077-AP225	3 in. deep Susp Ceiling Zone Enclosure for Aruba AP225 standard lay-in tile	38-107X-AP225
 1077-AP315	3 in. deep Susp Ceiling Zone Enclosure for Aruba AP315 standard lay-in tile	38-107X-AP315
 1077-AP325	3 in. deep Susp Ceiling Zone Enclosure for Aruba AP325 standard lay-in tile	38-107X-AP325
 1077-AP335	3 in. deep Susp Ceiling Zone Enclosure for Aruba AP335 standard lay-in tile	38-107X-AP335
 1077-CCOAP	3 in. deep Susp Ceiling Zone Enclosure for Cisco APs standard lay-in tile	38-107X-CCOAP



1077-CCOAP3800

3 in. deep Susp Ceiling Zone Enclosure for
Cisco 2800 & 3800 APs
standard lay-in tile

38-107X-CCOAP3800



1077-COAP4800

3 in. deep Susp Ceiling Zone Enclosure for
Cisco 4800 APs
standard lay-in tile


38-107X-COAP4800



1077-CP

3 in. deep Susp Ceiling Zone Enclosure with
clear dome
standard lay-in tile

38-107X-CP



1077-WA

3 in. deep Susp Ceiling Zone Enclosure with
ABS dome
standard lay-in tile

38-107X-WA



1077-ND

3 in. deep Susp Ceiling Zone Enclosure, No
Door

Images and documents may depict similar models in the product series.