



Model 1068-00

Susp Ceiling Locking Mount - Aruba Networks APs

Category: **WiTile**



This locking, suspended ceiling tile-like Wi-Tile™ mount is designed to provide a convenient and aesthetic way to secure Aruba APs in the ceiling. The 1068 features a unique, patented locking mechanism which uses a receiver plate to attach to any of the Aruba enterprise APs. The receiver plate is then locked into the mount. This permits easy migration to new Aruba APs in the future. Textured, white powder-coated steel and aluminum construction.

Patented Locking Mechanism



Features & Benefits

- Economical 2 x 2 ft. ceiling tile mount designed for securing Aruba 220/300/310/320/330/340 series APs in a suspended ceiling
- Mount AP nearly flush to the ceiling for optimal wireless coverage
- Patent-pending locking mechanism secures AP
- Enclosure back-box is effective dust barrier to simplify ICRA procedure compliance in hospitals
- Simplify code, industry directives, policy, and aesthetics compliance

Technical Specifications

- Design: Economical, locking ceiling mount designed specifically for aesthetic, secure mounting of Aruba Aruba 220/300/310/320/330/340 series APs
- Performance: UL Listed and designed to meet NEC300-22 and 300-23 for plenum installations. OSHPD approved OPM-0110-13
- Construction: 18 ga. textured white powder-coated steel flange, 16 ga. aluminum back-box. Patent pending universal AP locking mechanism, keyed alike, secures Aruba AP into the ceiling mount. Solid back-box fills opening behind AP, creating an effective fire, smoke and dust barrier to simplify ICRA compliance
- Product must be supported by the building structure independent of the suspended ceiling
- Size: 23.75 x 23.75 x 2.5 in. (603 x 603 x 64 mm)

Standards for Safety

- UL 2416, Audio/Video, Information and Communication Technology Equipment Cabinet, Enclosure & Rack Systems
- CSA C22.2 NO. 60950-1-07 + Amd. 1 Amd. 2 Information Technology Equipment -- Safety. Part 1, General

Requirements

- OSHPD Approval OPM-110-13

Measurements (Maximum values*):


- Width: 23.75 in.
- Height: 23.75 in.
- Depth: 3 in.
- Item Weight: 10.5 lbs.
- Shipping Weight: 12 lbs.


Includes

- (1) Dual Cable Egress Firestop Kit (1" trade size conduit connector, and firestop grommet)
- (4) Hanger wires
- AP Receiver plate
- Mounting Instructions


Videos

 [Oberon, Inc. YouTube Channel](https://www.youtube.com/user/oberoninc) - (https://www.youtube.com/user/oberoninc)


 [Watch the model 1068-00 product information video](https://www.youtube.com/watch?v=xuK56aPtK98&list=UUI_pIZ-Tmq5mLQY7PONyDzg&index=1&feature=plcp) - https://www.youtube.com/watch?v=xuK56aPtK98&list=UUI_pIZ-Tmq5mLQY7PONyDzg&index=1&feature=plcp


 [Watch the model 1068-00 product installation video](https://www.youtube.com/watch?v=kbQQXl6cb8o&list=UUI_pIZ-Tmq5mLQY7PONyDzg&index=2&feature=plcp) - https://www.youtube.com/watch?v=kbQQXl6cb8o&list=UUI_pIZ-Tmq5mLQY7PONyDzg&index=2&feature=plcp

Documentation Links

 [Spec Sheet](https://oberoninc.com/index.php?option=com_content&view=article&id=1243&Itemid=399) - oberoninc.com/index.php?option=com_content&view=article&id=1243&Itemid=399

 [Installation Instructions](https://oberoninc.com/images/_Instructions/Oberon_Model_1068-00_Instructions.pdf) - oberoninc.com/images/_Instructions/Oberon_Model_1068-00_Instructions.pdf

 [Customer Prints](https://oberoninc.com/images/_Customer_Prints/Oberon_Model_1068-00_Customer_Print.pdf) - oberoninc.com/images/_Customer_Prints/Oberon_Model_1068-00_Customer_Print.pdf

 [OSHPD OPM Drawing](https://oberoninc.com/images/WebDocs/Oberon_OPM.pdf) - https://oberoninc.com/images/WebDocs/Oberon_OPM.pdf

 [SECTION 27_21_33 DATA COMMUNICATIONS WIRELESS ACCESS POINTS](#)

https://oberoninc.com/images/WebDocs/SECTION_27_21_33_DATA_COMMUNICATIONS_WIRELESS_ACCESS_POINTS.pdf

Additional Information

 For Oberon product CAD files, contact customer service

Images and documents may depict similar models in the product series.