



## Model 1052-AP325

### Locking Steel Suspended Ceiling Tile Wi-Fi Access Point Enclosure, 4.5 in. Deep Back Box / Aruba AP325 Door

Category: WiTile



This locking 2 x 2 ft. suspended ceiling Wi-Tile™ enclosure is designed for Wi-Fi and Small cell APs with detachable antennas. This white powder-coated steel enclosure replaces a standard ceiling tile and is UL listed for installation in the plenum space. Interchangeable doors mount leading vendors APs and antennas nearly flush to the ceiling to provide for a professional, aesthetic installation. The interchangeable doors simplify AP moves, adds, and changes without lifting ceiling tiles.

The -CCEA in the model number indicates that this enclosure has been specially sealed for use in pressurized spaces such as Hospital ORs, and to comply with City of Chicago Environmental Air (CCEA) standards, for plenum installation.

*NOTE: The Aruba AP-325 (only) has a BLE (Bluetooth low energy) antenna on the back side of the AP. This BLE antenna may not provide the desired coverage when mounted in the Oberon Model 1046-AP325 enclosure. If you intend to use BLE services with the Aruba AP-325 AP in an Oberon product, please contact your Oberon customer service representative for an appropriate solution.*



## Features & Benefits

- Secure, conceal, and protect Wi-Fi and small cell APs in suspended ceiling areas
- Locking ceiling tile enclosure designed specifically to secure APs with integrated or detachable antennas from most vendors
- Interchangeable doors permit simple migration to new APs and antennas
- Back-box is deep enough to contain most vendors APs and connectors
- Enclosure back-box is effective dust barrier to simplify ICRA compliance in hospitals

## Technical Specifications

- Design: Ceiling tile enclosure designed for APs and DAS remote units with connectors and detachable antennas. Deep enough to enclose and secure APs for all leading vendor's models
- This is a steel enclosure so antennas or AP must be mounted externally or on the door. Mount up to (7) external antennas on the door using the bulkhead connector kit for dipole antennas (Oberon P/N 35-BULKHD-KIT) or Oberon 34-ZDUAL or 34-DMDUAL antennas
- APs with internal or non-detachable antennas from most leading vendor's may be mounted in interchangeable Model 1052 doors (See Oberon's Model 1052 Configuration Guide)
- Performance: UL 50 listed for line voltage powered equipment, and designed to meet NEC300-22 and 300-23 for plenum installations

- OSHPD approved OPM-0110-13
- De-rate AP operating temperature range by 6°C when mounted in enclosure
- Fully hinged locking door, keyed alike. Doors are interchangeable
- Firestop grommet for insertion into back-box, large enough for 2 Cat 6A cables
- 1 in. trade size knockouts in four walls
- Enclosure back box is effective as a dust barrier for ICRA procedure compliance
- -CCEA version backbox is sealed to be used in pressurized rooms, and to be compliant with City of Chicago Environmental Air (CCEA) plenum requirements
- For recessed grid ceilings, specify "-T" for tegular flange
- Enclosure must be supported by the building structure, independent of the suspended ceiling, per NEC paragraph 300.11. Includes hanger wire
- Maximum weight inside enclosure is 25 lbs.
- Construction: 16 ga. galvanized steel back-box, 14 ga. door, textured white powder-coated steel. Model 1052-DOME includes a UL 94-5VA white ABS plastic dome. Model 1052-CP includes a UL 94-5VA clear polycarbonate dome
- Size: Flange is 23.75 x 23.75 in. (603 x 603 x 64 mm). Backbox is 12.5 x 12.5 x 4.5 in. (318 x 318 x 114 mm)
- Specify "-600MM" for European (metric) ceiling (594 x 594 mm tile flange. All other dimensions are the same)

### Standards for Safety

- UL 50 listed, TYPE 1, for indoor use only
- USL - Investigated using requirements contained in Standard UL 50 - Twelfth Edition, and UL 50E - First Edition
- CNL - Investigated using requirements contained in Canadian Standard CSA/C22.2 No. 94.1 and 94.2
- UL 2416, Audio/Video, Information and Communication Technology Equipment Cabinet, Enclosure & Rack Systems
- CSA C22.2 NO. 60950-1-07 + Amd. 1 Amd. 2 Information Technology Equipment -- Safety. Part 1, General Requirements
- OSHPD Approval OPM-110-13

### Measurements (Maximum values\*):

- Width: 23.75 in.
- Height: 23.75 in.
- Depth: 4.5 in.
- Item Weight: 16 lbs.
- Shipping Weight: 22 lbs.


### Includes

- AP mounting screws
- (4) Suspension wires
- (1) Firestop Grommet
- Grounding screw
- Universal T-bar internal AP mounting bracket
- Mounting instructions


### Available Accessories

- [34-DMDUAL](#) - Dual Band WiFi Antenna: NEMA4 Enclosures
- [34-ZDUAL-RPTNC](#) or [34-ZDUAL-RPSMA](#) - Aesthetic, low profile Dual Band Wi-Fi Antennas designed for Oberon Enclosures with RPTNC or RPSMA connectors
- [39-BULKHD-KIT-RPTNC\(F\)](#) - Pigtail Cable for Antennas on Enclosure Door - RPTNC
- [39-BULKHD-KIT-RPSMA](#) - Pigtail Cable for Antennas on Enclosure Door - RPSM
- [39-BLANK-PLATE](#): Models 1047(-T), 1052, 1076, & 1077(-T) Cisco enclosures (-CCOAP, -CCOAP3800), to temporarily fill cutout in door when AP is not in place

Documentation Links

-  [Spec Sheet](https://oberoninc.com/index.php?option=com_content&view=article&id=2707&Itemid=399) - oberoninc.com/index.php?option=com\_content&view=article&id=2707&Itemid=399
-  [Installation Instructions](https://oberoninc.com/images/_Instructions/Oberon_Model_1052-AP325_Instructions.pdf) - oberoninc.com/images/\_Instructions/Oberon\_Model\_1052-AP325\_Instructions.pdf
-  [Customer Prints](https://oberoninc.com/images/_Customer_Prints/Oberon_Model_1052-AP325_Customer_Print.pdf) - oberoninc.com/images/\_Customer\_Prints/Oberon\_Model\_1052-AP325\_Customer\_Print.pdf
-  [Ceiling Tile Ordering Form](https://oberoninc.com/images/WebDocs/Ceiling_Tile_Ordering_Form.pdf) - oberoninc.com/images/WebDocs/Ceiling\_Tile\_Ordering\_Form.pdf
-  [OSHDP OPM Drawing](https://oberoninc.com/images/WebDocs/Oberon_OPM.pdf) - https://oberoninc.com/images/WebDocs/Oberon\_OPM.pdf
-  [SECTION 27\\_21\\_33 DATA COMMUNICATIONS WIRELESS ACCESS POINTS](https://oberoninc.com/images/WebDocs/SECTION_27_21_33_DATA_COMMUNICATIONS_WIRELESS_ACCESS_POINTS.pdf)  
[https://oberoninc.com/images/WebDocs/SECTION\\_27\\_21\\_33\\_DATA\\_COMMUNICATIONS\\_WIRELESS\\_ACCESS\\_POINTS.pdf](https://oberoninc.com/images/WebDocs/SECTION_27_21_33_DATA_COMMUNICATIONS_WIRELESS_ACCESS_POINTS.pdf)

Additional Information


 For Oberon product CAD files, contact customer service

Configurations: Model 1052

Please specify configuration when ordering.

1052-		-	
	<b>AP DOOR</b> (see Configurations)		<b>CCEA</b> (Sealed back box) (otherwise leave blank)

SKU	Description	Retrofit Door P/N
 1052-00	4.5 in. deep Suspended Ceiling AP Enclosure for up to 7 antennas	38-52-00
 1052-AP225	4.5 in. deep Suspended Ceiling AP Enclosure for Aruba AP225	38-52-AP225
 1052-AP325	4.5 in. deep Suspended Ceiling AP Enclosure for Aruba AP325	38-52-AP325
 1052-AP335	4.5 in. deep Suspended Ceiling AP Enclosure for Aruba AP335, AP345	38-52-AP335
 1052-CCOAP	4.5 in. deep Suspended Ceiling AP Enclosure for Cisco APs	38-52-CCOAP
 1052-CCOAP3800	4.5 in. deep Suspended Ceiling AP Enclosure for Cisco 3800 APs	38-52-CCOAP3800

no image available	1052-CP	4.5 in. deep Suspended Ceiling AP Enclosure with clear plastic dome	38-52-CP
	1052-DOME	4.5 in. deep Suspended Ceiling AP Enclosure with ABS dome	38-52-DOME
	1052-XXXX-CCEA	4.5 in. deep Suspended Ceiling AP Enclosure designed for CCEA (see above)	38-52-XXXX-CCEA
no image available	1052-ND	4.5 in. deep Suspended Ceiling AP Enclosure, No Door	

*Images and documents may depict similar models in the product series.*