




## Model 1047-MR42

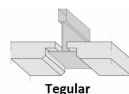
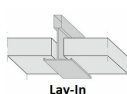

### Locking Suspended Ceiling Tile Wi-Fi Access Point Enclosure with 18.5 x 18.5 x 3 in. Back Box / Meraki MR42 AP Door

Category: **Wi-Tile**



Economical, locking, 2 x 2 ft. (593 x 593 mm) suspended ceiling Wi-Tile™ enclosure mounts and secures Wi-Fi and Small Cell APs flush to the ceiling. This steel enclosure replaces a standard ceiling tile, and its' larger back-box is suitable for larger APs and antennas. APs are mounted in the door, or inside the models with the ABS or frosted polycarbonate plastic dome. The interchangeable door simplifies AP and antenna moves, adds, and changes. Styles available for both standard flush grid and recessed grid ceilings (-T), and for both North American and European (metric) ceiling systems.

*Patent pending*



## Features & Benefits

- Mount AP flush to the ceiling, revealing only the antenna face of the AP for optimal wireless coverage
- Attractive, textured, powder-coat finish matches many ceilings
- Larger back-box designed for securing most vendors' enterprise Wi-Fi and Small Cell APs
- Interchangeable doors permit simple migration to new APs and antennas
- Enclosure back-box is an effective dust barrier to simplify ICRA procedure compliance

## Technical Specifications

- Design: Economical ceiling tile enclosure designed for APs with integrated antennas. Fits into standard 2 x 2 ft. U.S. ceiling grid. Doors available for all leading AP vendor's models (see Oberon's Model 1047 configuration guide)
- Performance: UL listed for low voltage applications, and designed to meet NEC300-22 and 300-23 for plenum installations. OSHPD approved, OPM-0110-13. De-rate AP operating temperature range by 6°C when mounted in enclosure
- Locking, quick release interchangeable door for migration to other APs. Large door permits migration to large APs and domes
- Firestop grommet for insertion into back-box, large enough for 2 Cat6A cables
- 1 in. trade size knockouts in four walls
- Construction: 20 ga. galvanized steel back-box. 18 ga. white, powder-coated steel flange and door. Solid back-box fills opening behind AP, creating an effective fire, smoke and dust barrier to simplify ICRA compliance. Dome is virtually transparent to wireless signals. Model 1047-LPDOME only: Paintable UL 94-5VA ABS plastic dome. Model 1047-FPDOME only: UL 94-5VA Frosted Polycarbonate plastic dome

- Constructed to be compliant with City of Chicago Environmental Air (CCEA) plenum requirements
- Enclosure must be supported by the building structure, independent of the suspended ceiling, per NEC paragraph 300.11. Includes hanger wire
- Maximum weight inside enclosure is 25 lbs.
- For recessed grid ceilings, specify "-T" for tegular flange units
- Size: 23.75 x 23.75 x 3.05 in. Back-box is 18.5 x 18.5 x 3 in. (-LPDOME & -FPDOME total depth is 5 in.)
- Specify "-600MM" for European (metric) ceiling (594 x 594 mm tile flange. All other dimensions are the same)

## Standards for Safety

- UL 2416, Audio/Video, Information and Communication Technology Equipment Cabinet, Enclosure & Rack Systems
- CSA C22.2 NO. 60950-1-07 + Amd. 1 Amd. 2 Information Technology Equipment -- Safety. Part 1, General Requirements
- OSHPD Approval OPM-0110-13

## Measurements (Maximum values\*):

- Width: 23.75 in.
- Height: 23.75 in.
- Depth: 3.05 in.
- Item Weight: 16 lbs.
- Shipping Weight: 20 lbs.

\* Specify "-600MM" for European (metric) ceiling (594 x 594 mm tile flange. All other dimensions are the same.)

## Includes

- Enclosure and door
- (1) Dual Cable Egress Firestop Kit (1 in. trade size conduit connector and firestop grommet)
- (2) Keys for lock
- (4) Hanger wires
- (1) Cisco mounting bracket (-LPDOME & -FPDOME only)
- (1) Universal AP T-bar mount (-LPDOME & -FPDOME only)
- Installation instructions

## Available Accessories

- [39-BLANK-PLATE](#): Models 1047(-T), 1052, 1076, & 1077(-T) Cisco enclosures (-CCOAP, -CCOAP3800), to temporarily fill cutout in door when AP is not in place

## 3D Interactive Models

 [Model Viewer at oberoninc.com](#)

## Documentation Links

-  [Spec Sheet](#) - oberoninc.com/index.php?option=com\_content&view=article&id=5340&Itemid=399
-  [Installation Instructions](#) - oberoninc.com/images/\_Instructions/Oberon\_Model\_1047-MR42\_Instructions.pdf
-  [Customer Prints](#) - oberoninc.com/images/\_Customer\_Prints/Oberon\_Model\_1047-MR42\_Customer\_Print.pdf
-  [Ceiling Tile Ordering Form](#) - oberoninc.com/images/WebDocs/Ceiling\_Tile\_Ordering\_Form.pdf
-  [OSHPD OPM Drawing](#) - https://oberoninc.com/images/WebDocs/Oberon\_OPM.pdf
-  [SECTION 27\\_21\\_33 DATA COMMUNICATIONS WIRELESS ACCESS POINTS](#)  
https://oberoninc.com/images/WebDocs/SECTION\_27\_21\_33\_DATA\_COMMUNICATIONS\_WIRELESS\_ACCESS\_POINTS.pdf

## Additional Information




**Configurations: Model 1047**











Please specify configuration when ordering.

1047-			
	<b>AP DOOR</b> (see Configurations)	<b>TILE TYPE</b> <b>T</b> (Tegular flange) (otherwise leave blank)	<b>TILE SIZE</b> <b>600MM</b> (*European metric ceiling grid) (otherwise leave blank)
	* 600 mm metric ceiling tile is special order <b>ONLY</b> . Contact your Oberon Customer Service representative for more information.		

**Examples:**

1047- <u>LPDOME</u>	Model 1047 with LPDOME door, flange to match flat lay-in tile, flange size for North American ceiling systems
1047- <u>LPDOME-T</u>	Model 1047 with LPDOME door, flange to match tegular ceiling tiles for recessed grid, flange size for North American ceiling systems
1047- <u>CCOAP3800-600MM</u>	Model 1047 with door for Cisco 3800 Series AP, flange to match flat lay-in tile, European metric sized flange
1047- <u>ARAP335-T-600MM</u>	Model 1047 with door for Aruba AP335, flange to match tegular ceiling tiles for recessed grid, European metric sized flange

SKU	Description	Retrofit Door P/N
 1047-ARAP315	Susp Ceiling AP enclosure with door for Aruba AP315	38-47-ARAP315
 1047-ARAP325	Susp Ceiling AP enclosure with door for Aruba AP325	38-47-ARAP325
 1047-ARAP335	Susp Ceiling AP enclosure with door for Aruba AP335	38-47-ARAP335
 1047-ARAP515	Susp Ceiling AP enclosure with door for Aruba AP515	38-47-ARAP515
 1047-CCOAP	Susp Ceiling AP enclosure with door for Cisco 2600, 2700, 3500, 3600, 3700 Series APs	38-47-CCOAP

	1047-CCOAP3800	Susp Ceiling AP enclosure with door for Cisco 2800, 3800 Series APs	38-47-CCOAP3800
	1047-COAP4800	Susp Ceiling AP enclosure with door for Cisco 4800 Series APs	38-47-COAP4800
	1047-CCOAP-USCM	Susp Ceiling AP enclosure with door for Cisco APs with Universal Small Cell module	38-47-CCOAP-USCM
	1047-EXT3935	Susp Ceiling AP enclosure with door for Extreme Networks 3935	38-47-EXT3935
	1047-HLA	Susp Ceiling AP enclosure with door for Cisco Hyper Location antenna	38-47-HLA
	1047-FPDOME	Susp Ceiling AP enclosure with low-profile 13 x 13 x 2 in. Frosted Polycarbonite dome	38-47-FPDOME
	1047-LPDOME	Susp Ceiling AP enclosure with low-profile 13 x 13 x 2 in. ABS dome	38-47-LPDOME
	1047-MR42	Susp Ceiling AP enclosure with door for Meraki MR42	38-47-MR42
	1047-MR52	Susp Ceiling AP enclosure with door for Meraki MR52	38-47-MR52
	1047-ND	Susp Ceiling AP enclosure with no door	38-47-ND

Images and documents may depict similar models in the product series.