




Model 1044-CCOAP

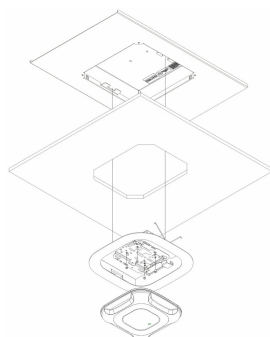

Recessed Suspended Ceiling Installation Kit for Wi-Fi Access Points / Cisco 2600, 2700, 3500, 3600, & 3700 Series AP Trim / Spring Attached

Category: **Envelop**



The Model 1044 is an economical, aesthetic, and easy-to-install suspended ceiling mounting Envelop™ kit for APs and antennas from most vendors. A cutout is made in the ceiling tile, and the tile bridge is placed above the ceiling tile. The AP or antenna is attached to the white trim. The AP/antenna/trim assembly is then drawn into the ceiling tile bridge with torsion springs, as with some recessed lighting fixtures, with only the front face exposed for ideal, unobstructed wireless coverage. Model 1044-FL recesses AP behind a low profile ABS plastic cover. AP trim can be easily swapped out for new trim if the AP brand or model is changed in the future.

Patent pending



Features & Benefits

- Conveniently and quickly install APs in suspended ceiling environment
- AP mounts flush to the ceiling, providing an aesthetic, professionally installed appearance
- Tile bridge prevents ceiling tile sag or cracking
- Suitable for both North American and European (metric) ceiling systems

Technical Specifications

- Design: Recessed installation kit for installing APs in fire rated 2 x 2 ft. suspended ceiling tiles. Comprised of steel ceiling tile bridge and back box, hanger wire, AP bracket and trim for AP or antenna from leading vendors. See Oberon's model 1044 configuration guide
- Performance: UL listed for low voltage applications and designed to meet NEC300-22 and 300-23 for plenum installations. OSHPD approved, OPM-0110-13. De-rate AP operating temperature range by 11°C when mounted in enclosure
- AP trim is interchangeable for other APs. Trim attaches to back box with torsion spring for fast, tool-less installation
- Firestop grommet for insertion into back-box, large enough for 2 Cat6A cables
- Construction: 20 ga. galvanized steel tile bridge and back-box and white, powder-coated steel trim. Solid back-box fills opening behind AP, creating an effective fire, smoke and dust barrier to simplify ICRA compliance. (Model 1042-FL only: Paintable UL 94-5VA ABS plastic cover, cover is virtually transparent to

wireless signals)

- Constructed to be compliant with City of Chicago Environmental Air (CCEA) plenum requirements
- Maximum weight inside enclosure is 25 lbs.
- Use included hanger wire to attach to building structure
- Size: 16 x 23.475 x 3 in. (406 x 596 x 76 mm). Back-box is 12.5 x 12.5 x 3 in. (318 x 318 x 76 mm)
- Suitable for both North American and European ceilings

Standards for Safety

- UL 2416, Audio/Video, Information and Communication Technology Equipment Cabinet, Enclosure & Rack Systems
- CSA C22.2 NO. 60950-1-07 + Amd. 1 Amd. 2 Information Technology Equipment -- Safety. Part 1, General Requirements
- OSHPD Approval OPM-110-13

Measurements (Maximum values*):

- Width: 23.475 in.
- Height: 16 in.
- Depth: 3 in.
- Item Weight: 8 lbs.
- Shipping Weight: 9 lbs.

Includes

- (1) galvanized steel ceiling tile bridge and back-box
- (1) AP or antenna specific, bracket and trim (See Oberon's Model 1044 configuration guide)
- Model 1044-FL only: (1) Cisco mounting bracket, (1) Universal AP mounting T-bar, (1) ABS Plastic cover
- (1) 1 in. conduit fitting and nut
- (1) Fire stop cable grommet, large enough for 2 category 6A cables
- (4) #6-32 x 1¼ in. white screw
- (2) Hanger wires
- Installation instructions

Available Accessories

- [39-104X-ROUTER-TEMPLATE](#): Routing template to simplify ceiling tile cutout for all 1040 and 1044 series AP trims

3D Interactive Models


 [Model Viewer: Cisco](#)

Documentation Links

 [Spec Sheet](#) - oberoninc.com/index.php?option=com_content&view=article&id=3379&Itemid=399

 [Installation Instructions](#) - oberoninc.com/images/_Instructions/Oberon_Model_1044-CCOAP_Instructions.pdf

 [Customer Prints](#) - oberoninc.com/images/_Customer_Prints/Oberon_Model_1044-CCOAP_Customer_Print.pdf

 [OSHPD OPM Drawing](#) - https://oberoninc.com/images/WebDocs/Oberon_OPM.pdf

 [SECTION 27_21_33 DATA COMMUNICATIONS WIRELESS ACCESS POINTS](#)

https://oberoninc.com/images/WebDocs/SECTION_27_21_33_DATA_COMMUNICATIONS_WIRELESS_ACCESS_POINTS.pdf

Additional Information










 For Oberon product CAD files, contact customer service


Configurations: Model 1044

AP or antenna specific trim is included with the product; please specify the SKU required when ordering.
Note: The trim is interchangeable after installation. Please see configuration guide for retrofit trim P/N options.

1044-

SPECIFY AP TRIM
(see Configurations)

SKU	Description	Retrofit trim P/N
 1044-AP215	Trim with torsion spring with torsion spring for Aruba Networks AP215	37-104x-AP215-S
 1044-AP225	Trim with torsion spring with torsion spring for Aruba Networks AP225 or Front attach Screw on trim for Aruba Networks AP225	37-104x-AP225-S or 37-104x-AP225-F
 1044-AP305	Trim with torsion spring with torsion spring for Aruba Networks AP305	37-104x-AP305-S
 1044-AP315	Trim with torsion spring with torsion spring for Aruba Networks AP315 or Front attach Screw on trim for Aruba Networks AP315	37-104x-AP315-S or 37-104x-AP315-F
 1044-AP325	Trim with torsion spring with torsion spring for Aruba Networks AP325 or Front attach Screw on trim for Aruba Networks AP325	37-104x-AP325-S or 37-104x-AP325-F
 1044-AP335	Trim with torsion spring with torsion spring for Aruba Networks AP335 or AP345 or Front attach Screw on trim for Aruba Networks AP335 or AP345	37-104x-AP335-S or 37-104x-AP35-F
 1044-CCOAP	Trim with torsion spring with torsion spring for Cisco 2600, 2700, 3500, 3600, 3700 Series APs	37-104x-CCOAP-S
 1044-CCOAP3800	Trim with torsion spring with torsion spring for Cisco 2800, 3800 Series APs	37-104x-CCOAP3800-S
 1044-COAP4800	Trim with torsion spring with torsion spring for Cisco 4800 Series APs	37-104x-COAP4800-S



1044-ANTMNT

Trim with torsion spring with knockouts to support external antennas


37-104x-ANTMNT-S2



1044-BLANK

Blanking plate to temporarily fill cutout in ceiling

37-104x-BLANK-F



1044-FL

Low profile white ABS snap on cover

37-104x-FL

Images and documents may depict similar models in the product series.