



## Model 1042-COAP4800

### 11 in. Recessed Wall and Hard-Lid Ceiling Existing Construction Installation Kit for Wi-Fi Access Points / Cisco 4800 Series AP Trim / Spring Attached

Category: **Envelop**



The Model 1042 Envelop™ series offers the simplest way to mount APs and antennas into existing hard (drywall/sheetrock) ceilings and walls for an aesthetic, professional installation. A cutout is made in the ceiling and the all metal back-box is fastened into the ceiling. The AP or antenna fastens to the appropriate trim, and the trim attaches to the to the back-box with torsion springs. The AP is recessed into the ceiling much like a recessed light fixture. AP trim is easily swapped for new trim when AP brand or model changes. (Model 1042-FL recesses AP entirely behind a low-profile ABS plastic cover). See configuration guide in specs for AP-specific trims.

*Patent pending*



#### Features & Benefits

- Economical and easy to install
- Conveniently and quickly install APs and antennas from most vendors into hard ceiling environments
- AP and antennas mount flush to the ceiling, providing an aesthetic, professionally installed appearance

#### Technical Specifications

- Design: Economical, recessed hard ceiling or wall installation kit for APs and antennas. For pre-existing drywall, sheetrock, gypsum board walls or ceiling (remodeling or old construction). AP mounts in interchangeable bracket and trim, providing a professional finish. Designed for all leading vendors' APs and antennas, as identified in Oberon's Model 1042 configuration guide
- Performance: UL listed for low voltage applications, and designed to meet NEC300-22 and 300-23 for plenum installations. De-rate AP operating temperature range by 10°C when mounted in enclosure
- AP/antenna bracket and trim is interchangeable for other APs or antennas, without removing back-box. Trim attaches with torsion spring
- Firestop grommet for insertion into back-box, large enough for 2 Cat6A cables
- 1 in. trade size knockouts in two walls
- Swivel fasteners secure enclosure into pre-existing hard ceiling/wall panels .75 in. thick or less
- Construction: 20 ga. galvanized steel back-box, and white, powder-coated 20 ga. steel trim. Solid back-box fills opening behind AP, creating an effective fire, smoke and dust barrier to simplify ICRA compliance. (Model 1042-FL only: Paintable UL-945VA ABS Plastic cover, virtually transparent to wireless signals)
- Constructed to be compliant with City of Chicago Environmental Air (CCEA) plenum requirements
- Maximum weight inside enclosure is 25 lbs.

- Size: Trim is 14.64 x 14.64 x 0.3 in. (372 x 372 x 8 mm). Back-box is 11 x 11 x 3 in. (280 x 280 x 76 mm)
- Suitable for both North American and European (metric) ceilings

### Standards for Safety

- UL 2416, Audio/Video, Information and Communication Technology Equipment Cabinet, Enclosure & Rack Systems
- CSA C22.2 NO. 60950-1-07 + Amd. 1 Amd. 2 Information Technology Equipment -- Safety. Part 1, General Requirements

### Measurements (Maximum values\*):

- Width: 11 in.
- Height: 11 in.
- Depth: 3 in.
- Item Weight: 5 lbs.
- Shipping Weight: 6 lbs.




### Includes

- (1) Galvanized steel back box with swivel fasteners
- (1) AP or antenna specific bracket and trim. (See Oberon’s Model 1042 Configuration Guide)
- Model 1042-FL only: (1) Cisco mounting bracket, (1) AP mount T-bar brackets, and (1) ABS plastic cover
- (1) 1 in. Conduit fitting with nut
- (1) Firestop grommet, large enough for 2 CAT 6A cables
- (1) 3 meter long Caddy Speed Link™ support wire (P/N SLD15L3)
- (4) #6-32 X 1/2 in. white screw
- (1) Installation instructions

### 3D Interactive Models

 [Model Viewer: Cisco](#)

### Documentation Links

-  [Spec Sheet](http://oberoninc.com/index.php?option=com_content&view=article&id=5470&Itemid=399) - oberoninc.com/index.php?option=com\_content&view=article&id=5470&Itemid=399
-  [Installation Instructions](http://oberoninc.com/images/_Instructions/Oberon_Model_1042-COAP4800_Instructions.pdf) - oberoninc.com/images/\_Instructions/Oberon\_Model\_1042-COAP4800\_Instructions.pdf
-  [Customer Prints](http://oberoninc.com/images/_Customer_Prints/Oberon_Model_1042-COAP4800_Customer_Print.pdf) - oberoninc.com/images/\_Customer\_Prints/Oberon\_Model\_1042-COAP4800\_Customer\_Print.pdf
-  [SECTION 27\\_21\\_33 DATA COMMUNICATIONS WIRELESS ACCESS POINTS](https://oberoninc.com/images/WebDocs/SECTION_27_21_33_DATA_COMMUNICATIONS_WIRELESS_ACCESS_POINTS.pdf)  
https://oberoninc.com/images/WebDocs/SECTION\_27\_21\_33\_DATA\_COMMUNICATIONS\_WIRELESS\_ACCESS\_POINTS.pdf

### Additional Information

 For Oberon product CAD files, contact customer service

### Configurations: Model 1042

AP or antenna specific trim is included with the product; please specify the SKU required when ordering.

**Note:** The trim is interchangeable after installation. Please see configuration guide for retrofit trim P/N options.

<b>1042-</b>	
<b>SPECIFY AP TRIM</b>	
(see Configurations)	

SKU	Description	Retrofit trim P/N
-----	-------------	-------------------

	1042-AP215	Trim with torsion spring for Aruba Networks AP215	37-104x-AP215-F
	1042-AP225	Trim with torsion spring for Aruba Networks AP225 or Front attach Screw on trim for Aruba Networks AP225	37-104x-AP225-S2 or 37-104x-AP225-F
	1042-AP305	Trim with torsion spring for Aruba Networks AP305	37-104x-AP305-S2
	1042-AP315	Trim with torsion spring for Aruba Networks AP315 or Front attach Screw on trim for Aruba Networks AP315	37-104x-AP315-S2 or 37-104x-AP315-F
	1042-AP325	Trim with torsion spring Aruba Networks AP325 or Front attach Screw on trim for Aruba Networks AP325	37-104x-AP325-S2 or 37-104x-AP325-F
	1042-AP335	Trim with torsion spring for Aruba Networks AP335 or AP345 or Front attach Screw on trim for Aruba Networks AP335 or AP345	37-104x-AP335-S2 or 37-104x-AP335-F
	1042-CCOAP	Trim with torsion spring for Cisco 2600, 2700, 3500, 3600, 3700 Series APs	37-104x-CCOAP-S2
	1042-CCOAP3800	Trim with torsion spring for Cisco 2800, 3800 Series APs	37-104x-CCOAP3800-S2
	1042-COAP4800	Trim with torsion spring for Cisco 4800 Series APs	37-104x-COAP4800-S2
	1042-ANTMNT	Trim with knockouts to support external antennas	37-104x-ANTMNT-S2
	1042-BLANK	Blanking plate to temporarily fill cutout in ceiling	37-104x-BLANK-F



1042-FL

Low profile white ABS snap on cover

37-104x-FL

**For new construction, refer to the [Model 1043 Series](#)**

*Images and documents may depict similar models in the product series.*