




Model 1030-00

17 in. Locking Steel Wi-Fi Access Point Enclosure with White Plastic Dome in Hinged Door

Category: **Hi-Bar**



This "hard lid" or wall mount Hi-Bar™ enclosure provides a secure, aesthetic, convenient mounting solution for APs from most vendors. The enclosure has a low profile, impact-resistant ABS plastic dome so that APs with integrated or non-detachable antennas can be secured in otherwise unsecured spaces. White, textured powder-coated steel box provides greatest physical protection.



Features & Benefits

- Designed for securing leading vendors enterprise wireless access points and DAS remotes
- Locking, fully-hinged door, with impact-resistant plastic dome
- Simplify code, industry directives, policy, and aesthetics compliance

Technical Specifications

- Design: AP enclosure designed to be surface mounted on hard-lid ceilings or walls. Designed to accommodate APs with integrated or non-detachable antennas. Plastic dome in door
- Performance: UL Listed and designed to meet NEC300-22 and 300-23 for air handling space installations. Dome is transparent to wireless signals
- Fully hinged locking door, keyed alike
- Construction: 16 ga. back-box, 14 ga. door frame, powder-coated steel; impact-resistant dome is UL 94-5VA classified ABS plastic
- Size: 17 x 17 x 3.5 in. (432 x 432 x 89 mm) (total depth), the dome is 12 x 12 x 2 in. (305 x 305 x 51 mm)

Standards for Safety

- UL 50 listed, TYPE 1, for indoor use only
- USL - Investigated using requirements contained in Standard UL 50 - Twelfth Edition, and UL 50E - First Edition
- CNL - Investigated using requirements contained in Canadian Standard CSA/C22.2 No. 94.1 and 94.2
- UL 2416, Audio/Video, Information and Communication Technology Equipment Cabinet, Enclosure & Rack Systems
- CSA C22.2 NO. 60950-1-07 + Amd. 1 Amd. 2 Information Technology Equipment -- Safety. Part 1, General Requirements






Measurements (Maximum values*):

- Width: 17 in.
- Height: 17 in.
- Depth: 3.5 in.
- Item Weight: 13 lbs.
- Shipping Weight: 16 lbs.

Includes

- (1) T-bar mount
- (1) ½" Trade size conduit connector
- (2) Keys for lock
- (4) #6-32 x 3/16 screws
- (4) #8-32 x 3/16 screws
- Mounting instructions

Documentation Links

-  [Spec Sheet](https://oberoninc.com/index.php?option=com_content&view=article&id=1262&Itemid=399) - oberoninc.com/index.php?option=com_content&view=article&id=1262&Itemid=399
-  [Installation Instructions](https://oberoninc.com/images/_Instructions/Oberon_Model_1030-00_Instructions.pdf) - oberoninc.com/images/_Instructions/Oberon_Model_1030-00_Instructions.pdf
-  [Customer Prints](https://oberoninc.com/images/_Customer_Prints/Oberon_Model_1030-00_Customer_Print.pdf) - oberoninc.com/images/_Customer_Prints/Oberon_Model_1030-00_Customer_Print.pdf
-  [App Note - Wireless Coverage FAQ](https://oberoninc.com/images/WebDocs/Application_Note_Wireless_Coverage_FAQ.pdf) - oberoninc.com/images/WebDocs/Application_Note_Wireless_Coverage_FAQ.pdf
-  [SECTION 27_21_33 DATA COMMUNICATIONS WIRELESS ACCESS POINTS](https://oberoninc.com/images/WebDocs/SECTION_27_21_33_DATA_COMMUNICATIONS_WIRELESS_ACCESS_POINTS.pdf)
https://oberoninc.com/images/WebDocs/SECTION_27_21_33_DATA_COMMUNICATIONS_WIRELESS_ACCESS_POINTS.pdf

Additional Information

-  For Oberon product CAD files, contact customer service

Images and documents may depict similar models in the product series.