




## Model 1020-00-RAB

### 13.4 in. Skybar™ NEMA-4 Plastic Wi-Fi Access Point Enclosure with Opaque Screw-on Cover & Right-Angle Mounting Bracket Accessory

Category: **Skybar**



Oberon's Skybar™ 1020 series compact NEMA 4 AP enclosure is designed specifically to protect APs in challenging environments such as stadiums, auditoriums, gymnasiums, industry and outdoors. This rugged polycarbonate enclosure protects the AP from weather, pressure spray, spilling liquids, dust, and impacts, and is transparent to wireless signals so APs with body integrated antennas or small detachable antennas may be protected. The enclosure is paintable, and can be used to conceal and protect APs in many challenging locations. This is the most compact NEMA 4 enclosure for most APs. Available with clear cover (-C), Right Angle Bracket (-RAB) for wall mounting, or with Pole Mount Kit (PMK) for mounting on light poles. For under seat installations in auditoriums and public venues, Oberon recommends using the 1020-USM30 configuration with the 30° mounting bracket.



## Features & Benefits

- Compact, rugged NEMA 4 Skybar™ shaped enclosure for installing APs in physically challenging environments
- Virtually transparent to wireless signals
- Plastic is easily drilled and machined for custom cable ingress and installation. Enclosure is paintable
- Cover attaches with four tamper resistant stainless steel screws, available with clear cover
- Available in under seat mounting (1020-USM30), wall mounting (1020-RAB), and pole mounting (1020-PMK) configurations

## Technical Specifications

- Design: Compact, rugged polycarbonate AP enclosure designed for surface mounting AP indoors or outdoors, and for under seating and riser installation, wall mounting, or light pole mounting. Conceal and protect AP and cabling
- Performance: Designed to NEMA 1, 2, 4, 4X, 12, and 13, and IEC529-IP66 specifications for indoor/ outdoor wet, dirty, or corrosive environments. UV stabilized for exposure to direct sunlight. Transparent to wireless signals. Paintable
- Oberon Skybar™ shaped screw on cover with gasket. Cover screws must be torqued to 8 in-lbs. Cover

- screws are recessed into cover. Comes with standard and tamper resistant screws
- Internal universal T-bar bracket to attach most vendor's APs
- -C configuration has a clear screw on cover to allow visibility of status LEDs
- -RAB configuration mounts AP in preferred horizontal orientation on walls. Right angle bracket acts as a sun shield to reduce solar heat load
- -PMK configuration has adjustable worm gear clamps for square and round poles with diameters from 4 to 7 in. (requires -RAB)
- -USM30 mounts AP at 30° angle in under seat installations, or on high wall
- For similar enclosures accommodating Cisco Series 4800 APs, please refer to Oberon Models 1021 or 1022
- AP max. operating temperature should be de-rated by 11° C inside the enclosure, when solar loading is not present ([See Oberon application note](#))
- For outdoor installation, the 1020 is very light grey to reduce solar loading. Painting the 1020 a darker color will increase solar loading. Avoid mounting 1020 where it is directly exposed to the sun. The -RAB and -RAB-PMK versions' right angle bracket acts as a solar shield
- Construction:
  - -00: Body and cover are light gray UL94-V0 PBT/PC blended plastic
  - -C: Clear cover, UL94-V0 PBT/PC blended plastic
  - -RAB: Exterior grey powder coated 10 ga. steel right-angle wall mounting bracket
  - -PMK: Adjustable worm gear stainless steel clamps
  - -USM30: Aluminum, grey, powder coated 30° angle bracket
- Size: 9.1 x 13.4 x 4 in. (231 x 340 x 102 mm)

### Measurements (Maximum values\*):

- Width: 9.1 in. (231 mm)
- Height: 13.4 in. (340 mm)
- Depth: 4 in. (102 mm)
- Item Weight: 5 lbs.
- Shipping Weight: 6 lbs.

### Includes

- (1) UL94-V0 Gray Polycarbonate NEMA 4 Enclosure
- (1) T-bar bracket
- (4) Cushioning washers
- (4) #6 x 1/4 in. flat head screws
- (4) #6 x 1/4 in. pan head screws
- (4) M4 x 20 mm lid screw
- (4) M4 x 20 mm Torx head tamper resistant lid screws
- Gray powder coated steel right angle bracket
- (4) M4 x 10 mm Bracket Screw
- (4) 4 mm Lock Washer
- Installation instructions

### Available Accessories

- [39-CORD-GRIP](#) - Cord Grip Connector for Pre-Terminated Cables
- [39-RJ45-BULKHEAD](#) - Bulkhead Modular Pass -Through







### Videos

- ▶ [Oberon, Inc. YouTube Channel](https://www.youtube.com/user/oberoninc) - (<https://www.youtube.com/user/oberoninc>)
- ▶ [1020-RAB - Cisco APs - Installation Video](https://youtu.be/_XVPcoB83V0) - [https://youtu.be/\\_XVPcoB83V0](https://youtu.be/_XVPcoB83V0)
- ▶ [1020-RAB - Aruba APs - Installation Video](https://youtu.be/kbHR34QuVvY) - <https://youtu.be/kbHR34QuVvY>


### 3D Interactive Models

 [Model Viewer at oberoninc.com](#)

Documentation Links

-  [Spec Sheet](#) - oberoninc.com/index.php?option=com\_content&view=article&id=1517&Itemid=399
-  [Installation Instructions](#) - oberoninc.com/images/\_Instructions/Oberon\_Model\_1020-00-RAB\_Instructions.pdf
-  [Customer Prints](#) - oberoninc.com/images/\_Customer\_Prints/Oberon\_Model\_1020-00-RAB\_Customer\_Print.pdf
-  [App Note - Wireless Coverage FAQ](#) - oberoninc.com/images/WebDocs/Model1025-00\_coverage\_FAQ.pdf
-  [App Note - Installation Tips for NEMA 4 Enclosures](#) - oberoninc.com/images/WebDocs/App Note - Installation Tips for Oberon NEMA 4 Enclosures.pdf
-  [SECTION 27\\_21\\_33 DATA COMMUNICATIONS WIRELESS ACCESS POINTS](#)  
[https://oberoninc.com/images/WebDocs/SECTION\\_27\\_21\\_33\\_DATA\\_COMMUNICATIONS\\_WIRELESS\\_ACCESS\\_POINTS.pdf](https://oberoninc.com/images/WebDocs/SECTION_27_21_33_DATA_COMMUNICATIONS_WIRELESS_ACCESS_POINTS.pdf)






Additional Information


 For Oberon product CAD files, contact customer service

Configurations: Model 1020

Please specify configuration when ordering.


1020-			
	<b>LID STYLE</b> 00 (Solid Grey) C (Clear)	<b>BRACKET STYLE</b> RAB (Right Angle) USM30 (30° Under Seat) (otherwise leave blank)	<b>MOUNT STYLE</b> PMK (Pole Mounting Kit, with -RAB only) (otherwise leave blank)

SKU	Description
 1020-00	Polycarbonate NEMA 4 AP Enclosure: Screw-on cover
 1020-C	Polycarbonate NEMA 4 AP Enclosure: Screw-on clear cover
 1020-00-RAB	NEMA 4 AP Enclosure: Screw-on cover, Right-angle
 1020-C-RAB	NEMA 4 AP Enclosure: Screw-on clear cover, Right-angle
 1020-00-RAB-PMK	NEMA 4 AP Enclosure: Screw-on cover, Right-angle pole mount



1020-C-RAB-PMK

NEMA 4 AP Enclosure: Screw-on clear cover, Right-angle pole mount



1020-00-USM30

NEMA 4 AP Enclosure: Screw-on cover

*Images and documents may depict similar models in the product series.*