








Model 1016-00

## 18 in. Hi-Bar™ Plastic Wi-Fi Access Point Lock Box with Opaque Door

Category: Hi-Bar



Non-metallic Hi-Bar™ enclosure secures and protects APs, wireless routers, and multiple networking components in offices, hotels, retail locations and other indoor venues. This rugged polycarbonate plastic enclosure is virtually transparent to wireless signals so APs with integrated antennas or small detachable antennas may be protected. The box can be mounted directly over the telecom outlet, and power strip and cabling can be neatly concealed. Cable raceway or conduit can be conveniently terminated.



### Features & Benefits

- Accommodates most vendors' enterprise access points with external antennas
- Locking, fully-hinged door
- Simplify code, industry directives, policy, and aesthetics compliance

### Technical Specifications

- Design: AP enclosure designed to be surface mounted on hard-lid ceilings or walls. Designed to accommodate APs with integrated or non-detachable antennas and external antennas
- Performance: Ventilated, paintable, impact resistant polycarbonate plastic enclosure is virtually transparent to wireless signals
- Oberon Hi-Bar shaped locking, fully hinged door, keyed alike
- Universal T-bar for most vendors APs
- Opening in back allows for placement directly over outlet
- Twist outs in sidewalls for conduit or raceway
- Construction: UL 94-V0 Classified polycarbonate. Textured white body and door
- Size: 12 x 18 x 5.15 in. (305 x 457 x 131 mm)

## Measurements (Maximum values\*):

- Width: 18 in.
- Height: 12 in.
- Depth: 5.15 in.
- Item Weight: 5 lbs.
- Shipping Weight: 6 lbs.

## Includes

- (1) Unit
- (1) T-bar bracket
- (2) Keys for lock
- (2) 1/2 in. Nylon spacer
- (2) #6 x 7/8 in. screw
- (2) #6 x 1/4 in. screw
- Installation instructions

## Available Accessories

- [39-1016-SPKRMNT](#) - Mounting bracket assembly for the Model 1016 series
- [39-1016-ANTPLATE](#) - Articulating Antenna Mount for Oberon Model 1016 Series

## 3D Interactive Models

 [Model Viewer at oberoninc.com](#)

## Documentation Links

 [Spec Sheet](#) - oberoninc.com/index.php?option=com\_content&view=article&id=1304&Itemid=399

 [Installation Instructions](#) - oberoninc.com/images/\_Instructions/Oberon\_Model\_1016-00\_Instructions.pdf

 [Customer Prints](#) - oberoninc.com/images/\_Customer\_Prints/Oberon\_Model\_1016-00\_Customer\_Print.pdf

 [App Note - Wireless Coverage FAQ](#) -

oberoninc.com/images/WebDocs/Positioning\_your\_wireless\_router\_with\_Oberon\_Network\_Cabinet.pdf

 [SECTION 27\\_21\\_33 DATA COMMUNICATIONS WIRELESS ACCESS POINTS](#)

[https://oberoninc.com/images/WebDocs/SECTION\\_27\\_21\\_33\\_DATA\\_COMMUNICATIONS\\_WIRELESS\\_ACCESS\\_POINTS.pdf](https://oberoninc.com/images/WebDocs/SECTION_27_21_33_DATA_COMMUNICATIONS_WIRELESS_ACCESS_POINTS.pdf)

## Additional Information

 For Oberon product CAD files, contact customer service

## Configurations: Model 1016





Please specify configuration when ordering.

<b>1016-</b>		
	<b>DOOR STYLE</b>	<b>OPTIONAL BRACKET</b>
	<b>00</b> (Opaque White)	<b>ANTPLATE</b> (Articulating mount for directional antenna)
	<b>C</b> (Frosted Clear)	<b>SPKRMNT</b> (Mounting kit to attach to speaker mount tripods) (otherwise leave blank)

## Examples:

[1016-00-ANTPLATE-SPKRMNT](#)

Model 1016 with opaque white door and both articulating antenna mount and speaker tripod mounting kit

SKU	Description
 <p>1016-00</p>	18 in. ABS AP Lock-box: Solid door
 <p>1016-C</p>	18 in. ABS AP Lock-box: T-bar, Translucent door
 <p>1016-00-ANTPLATE</p>	18 in. Polycarbonate AP Lock-box: Solid door with articulating antenna bracket
 <p>1016-C-ANTPLATE</p>	18 in. Polycarbonate AP Lock-box: Translucent door with articulating antenna bracket

*Images and documents may depict similar models in the product series.*