




**Model 1011-00-BK-MRAP53-CVR**  
**Right-Angle Wi-Fi Access Point Wall Mount for Most AP Models /**  
**Black**

Category: **H-Plane**



This H-Plane™ right-angle mounting bracket has a hinged, snap-down cover and sidewalls to help conceal cabling and can be placed directly over data outlet. Quickly install AP in preferred horizontal orientation. Mounting features for Cisco and Aruba Networks APs with universal T-bar for most other vendors' APs. Powder-coated steel. Ideal for hard lid environments such as hotels and retail spaces.

*Patent pending*

### Features & Benefits

- Aesthetic right angle bracket, designed for mounting most vendors' enterprise APs on the wall
- Enables AP to be mounted in the preferred horizontal orientation
- Can be mounted directly over telecommunications outlet, concealing outlet, connectors, and cabling

### Technical Specifications

- Design: Wedge shaped right-angle mounting bracket with cover for securing APs on walls. Designed to mount the AP in the preferred horizontal orientation. Accommodates most vendors' APs
- Knockouts on two sidewalls for 1 in. trades size conduit connectors
- Hinged cover to conceal cabling
- Mounting features to directly attach Cisco, Meraki, and Aruba APs. Also Includes adjustable T-bar bracket for attaching most vendors' APs
- Customers engaging hyperlocation capabilities with Cisco 4802 and 3802 with HLA antenna: Requires Oberon's 39-HLA-PLATE to properly position AP away from wall
- Construction: 20 ga. powder-coated steel
- Size: 9 x 7 x 5 in. (229 x 178 x 127 mm)

### Measurements (Maximum values\*):

- Width: 7 in.
- Height: 9 in.
- Depth: 5 in.
- Item Weight: 3 lbs.
- Shipping Weight: 3.5 lbs.



### Includes

- (1) Right-angle wall mount
- (1) T-bar bracket
- (4) #6 - 32 screw
- (1) Tie wrap to secure AP to mount
- Installation instructions

Available Accessories

- [39-HLA-PLATE](#) - Bracket Accessory for Cisco Hyperlocation Antenna and Cisco 4802 series AP





Videos

-  [Oberon, Inc. YouTube Channel](https://www.youtube.com/user/oberoninc) - (https://www.youtube.com/user/oberoninc)
-  [1011 Installation Video](https://youtu.be/xRCPbcooWe8) - https://youtu.be/xRCPbcooWe8

3D Interactive Models

 [Model Viewer at oberoninc.com](#)

Documentation Links

-  [Spec Sheet](#) - oberoninc.com/index.php?option=com\_content&view=article&id=5956&Itemid=399
-  [Installation Instructions](#) - oberoninc.com/images/\_Instructions/Oberon\_Model\_1011-00-BK-MRAP53-CVR\_Instructions.pdf
-  [Customer Prints](#) - oberoninc.com/images/\_Customer\_Prints/Oberon\_Model\_1011-00-BK-MRAP53-CVR\_Customer\_Print.pdf
-  [SECTION 27\\_21\\_33 DATA COMMUNICATIONS WIRELESS ACCESS POINTS](#)  
[https://oberoninc.com/images/WebDocs/SECTION\\_27\\_21\\_33\\_DATA\\_COMMUNICATIONS\\_WIRELESS\\_ACCESS\\_POINTS.pdf](https://oberoninc.com/images/WebDocs/SECTION_27_21_33_DATA_COMMUNICATIONS_WIRELESS_ACCESS_POINTS.pdf)





Additional Information


-  For Oberon product CAD files, contact customer service

Configurations: Model 1011

Please specify configuration when ordering.

1011-00-		
	COLOR	VANITY COVER
	BK (Black) WH (White)	(See Configurations)


SKU	Vanity Cover	Designed for AP Model
 <a href="#">1011-00-WH</a>	N/A	Cisco, Aruba and other vendors' APs
 <a href="#">1011-00-BK</a>	N/A	Cisco, Aruba and other vendors' APs
 <a href="#">1011-00-BK-AP-CVR</a>	<a href="#">33-AP-COVER</a>	Cisco and Aruba APs (except Cisco 3800 series)
 <a href="#">1011-00-BK-ARAP335-CVR</a>	<a href="#">33-AP335-COVER</a>	Aruba AP335



1011-00-BK-COAP3800-CVR

33-AP3800-COVER


Cisco 1830, 1850, 2800, 3800 series APs



1011-00-BK-COAP4800-CVR

33-COAP4800-CVR

Cisco 4800 series APs



1011-00-BK-MRAP53-CVR

33-MR53-COVER

Meraki MR32, MR34, MR42 & MR53 APs

Images and documents may depict similar models in the product series.