



Model 1008-00-WH Right-Angle Wi-Fi Access Point Wall and Joist Bracket for Most AP Models / White

Category: **H-Plane**



Mount APs in open ceiling areas with this convenient H-Plane™ joist or wall mounting solution. Ideal for restaurants and retail environments with open ceilings. Quickly install AP in preferred horizontal orientation. Mounting features for leading vendors APs. Includes two beam clamps and wall anchors. Certain SKUs include a paintable black plastic vanity cover to help conceal the AP in dark ceilings. The AP can be locked in place using the AP manufacturer's locking features.



Features & Benefits

- Conveniently install and conceal AP in open ceiling environment
- Enables APs to be mounted in preferred horizontal orientation
- Painting the AP may void manufacturer's warranty, so Oberon includes a paintable, black plastic vanity cover with some SKUs (please see CONFIGURATIONS)
- T-bar bracket accommodates APs from most vendors; includes features for mounting Cisco AIR-AP-BRACKET-2 directly to the right-angle bracket
- Beam mount clamps allow it to be mounted directly to a beam or truss

Technical Specifications

- Design: Right-angle mounting bracket for securing APs on walls, and on ceiling joists and beams in open ceilings. Designed to mount the AP in the preferred horizontal orientation. Accommodates leading vendors' APs
- Includes adjustable T-bar bracket for attaching most vendors' APs, black beam clamps, wall mounting hardware
- Available in White, Black, and with Oberon ABS plastic vanity cover as identified in Oberon Model 1008 Configuration guide below
- Construction: 10 ga. powder-coated steel
- (SKUs with vanity cover only: Paintable, UL 94-5VA black ABS plastic cover, virtually transparent to wireless signals)
- Size: 8.5 x 7 x 3 in. (215 x 178 x 76 mm)

Standards for Safety

- UL-95-5VA ABS plastic vanity cover

Measurements (Maximum values*):

- Width: 7 in.
- Height: 8.5 in.
- Depth: 3 in.
- Item Weight: 2.5 lbs.
- Shipping Weight: 3 lbs.

Includes

- (1) Right-angle mount
- (2) Beam clamps
- (2) Removable screw wall anchors
- (1) T-bar bracket
- (1) Wire tie
- (1) Vanity cover (depending on CONFIGURATIONS) with fastening strips
- (4) #6 - 32 screw (for attaching T-bar bracket or AP mounting bracket)
- (1) 39-HLA-PLATE (1008-00-BK-HLA-COVER configuration ONLY)
- (1) Installation instructions

Available Accessories

- [39-HLA-PLATE](#) - Bracket accessory for Cisco Hyperlocation Antenna
- [39-1008-SPKRMNT](#) - Mounting bracket assembly for the Model 1008/1009 series





Videos

- ▶ [Oberon, Inc. YouTube Channel](https://www.youtube.com/user/oberoninc) - (https://www.youtube.com/user/oberoninc)
- ▶ [1008 Series Installation Video](https://youtu.be/pTQ-63wLtdY) - https://youtu.be/pTQ-63wLtdY

3D Interactive Models

 [Model Viewer at oberoninc.com](#)

Documentation Links

-  [Spec Sheet](https://oberoninc.com/index.php?option=com_content&view=article&id=3445&Itemid=399) - oberoninc.com/index.php?option=com_content&view=article&id=3445&Itemid=399
-  [Installation Instructions](https://oberoninc.com/images/_Instructions/Oberon_Model_1008-00-WH_Instructions.pdf) - oberoninc.com/images/_Instructions/Oberon_Model_1008-00-WH_Instructions.pdf
-  [Customer Prints](https://oberoninc.com/images/_Customer_Prints/Oberon_Model_1008-00-WH_Customer_Print.pdf) - oberoninc.com/images/_Customer_Prints/Oberon_Model_1008-00-WH_Customer_Print.pdf
-  [SECTION 27_21_33 DATA COMMUNICATIONS WIRELESS ACCESS POINTS](https://oberoninc.com/images/WebDocs/SECTION_27_21_33_DATA_COMMUNICATIONS_WIRELESS_ACCESS_POINTS.pdf)
https://oberoninc.com/images/WebDocs/SECTION_27_21_33_DATA_COMMUNICATIONS_WIRELESS_ACCESS_POINTS.pdf



Additional Information



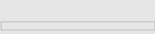

-  For Oberon product CAD files, contact customer service

Configurations: Model 1008

Please specify configuration when ordering.

1008-00-		
	COLOR	VANITY COVER
	BK (Black) WH (White)	(See Configurations)

SKU	Vanity Cover	Designed for AP Model
 1008-00-BK	N/A	Cisco, Aruba and other vendors' APs
 1008-00-BK-AP-COVER	33-AP-COVER	Cisco and Aruba APs (except Cisco 3800 series)

 1008-00-BK-AP335-COVER	33-AP335-COVER	Aruba AP335
 1008-00-BK-AP3800-COVER	33-AP3800-COVER	Cisco 1830, 1850, 2800, 3800 series APs
 1008-00-BK-MR53-COVER	33-MR53-COVER	Meraki MR32, MR34, MR42 & MR53 APs
 1008-00-WH	N/A	Cisco, Aruba and other vendors' APs

Images and documents may depict similar models in the product series.