

HDMI CAT5 Extender

ITEM NO.: HE01SI HDMI & IR CAT5 Extender over Single CAT5E cable

The HDMI & IR CAT5e Extender is using only one cost effective CAT5E/6 cable to extend your HDTV display up to 70 meters at 1080i/720p and 40 meters at 1080p. It is equipped with HDMI connectors and also supports DVI equipment with allowing used with a HDMI to DVI adapter. It provides an easy and flexible cabling solution for integrating home theater components.

HE01SI HDMI & IR CAT5E Extender over Single CAT5E cable

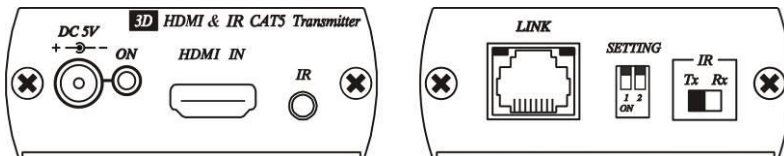
- Extends HDMI and IR signal over one CAT5/5e/6 cable.
- HDMI 1.3 compliant, 3D capable
- Built in IR control, IR signal could be selectable at either TX/RX side.
- Transmission range up to 70 meters by 1080i/720p.
- Transmission range up to 40 meters by 1080p@60Hz@24bit.
- Built in auto equalization for easy plug and play.
- Transmitter unit built in EDID auto backup function.
- HDCP compatible.

Installation view:



Panel view & Function:

HE01SIT



EDID Setup:

Use default EDID:

- move DIP switch 1 off ↑
- move DIP switch 2 off ↑ Select the first default EDID: support 1080i / LPCM 2 Channel.
- move DIP switch 2 on ↓ Select the second default EDID: support 1080p / LPCM 5.1 Channel.

Use external EDID:

1. move DIP switch 1 on ↓, HE01SIT unplug the power.
2. HE01SIT connect to HDMI connector of TV for auto backup.
3. Plug the power for HE01SIT, TV EDID back up completed (Blue Power LED keep flash)
4. After complete TV EDID backup, HE01SIT power must be reset (unplug and plug) to activate the new EDID.

HE01SIT Transmitter Unit LED Indication:

BLUE ON	Power on
Flash	TV EDID backup completed

RJ45 Connector LED:

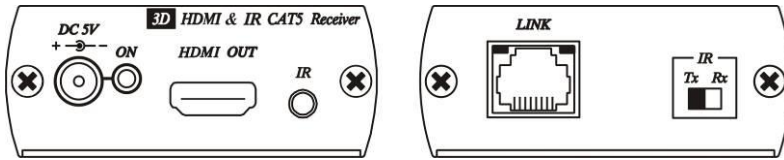
GREEN ON	Sending power or video to receiver unit
YELLOW ON	No data input or unsupported video format

Dip Switch function:

- 1 ↑ Use the default EDID.
↓ Use the backup TV EDID.
- 2 ↑ Select the first default EDID: support 1080i / LPCM 2 Channel.
↓ Select the second default EDID: support 1080p / LPCM 5.1 Channel.

After complete Dip Switch setting, power must be reset (unplug and plug) to activate the new EDID.

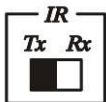
HE01SIR



HE01SIR Receiver unit LED Indication:

BLUE	ON	Using external power adapter
GREEN	ON	Power and HDMI signal received from transmitter unit
YELLOW	ON	No data input or signal too weak

IR Switch Setting:



1. When use BD/DVD remote controller (DVD at remote side) , HE01SIR IR switch move to RX and connect with Receiver cable; HE01SIT IR switch move to TX and connect with Emitter cable.
2. When use TV remote controller (TV at remote side), HE01SIT IR switch move to RX and connect with Receiver cable; HE01SIR IR switch move to TX and connect with Emitter cable.

Cable:

Link cable use high quality CAT5e UTP or CAT6 UTP cable.
CAT6 cable is recommend based on distance over 30 meters.
Do not use STP cable which caused no picture.

Transmission Distance:

The transmission distance will be affected from different HDMI equipment and cable quality.

HE01SIT to HE01SIR	
Resolution/Cable	Distance(Meter)
1080p/CAT5e	40
1080p/CAT6	45
1080i,720p/CAT5e	70

RJ45 Define:

Video Link (use TIA/EIA-568-B)

1. Orange-white	TMDS DATA2 +
2. Orange	TMDS DATA2 -
3. Green-white	TMDS CLOCK + / HDMI 5V
4. Blue	TMDS DATA1 +
5. Blue-white	TMDS DATA1 -
6. Green	TMDS CLOCK - / HDMI 0V
7. Brown-white	TMDS DATA0 +
8. Brown	TMDS DATA0 -

Caution:

1. The wiring must away from any equipment with electromagnetic wave, i.e.:
Mobile phone, microwave, radio equipment, fluorescent lamp, power lines.
2. If distance less 20meters and not using IR function, HE01SIR do not need external power adapter.
3. This device is not network device, do not connect with Network to avoid damage.

Specification:

ITEM NO.	HE01SIT	HE01SIR
Resolution	480i/p , 720p , 1080i/p @ 24/50/60Hz	
IR Carrier Frequency	30KHz ~ 60KHz	
IR Emit/Receive angle	Tx : ± 30 , Rx : ± 55	
IR Emit/Receive Distance	5 meters	
IR Cable input/output interface	3.5mm Phone Jack x 1	
Video Input /Output	HDMI Type A x 1	
Linking interface	RJ45 x 1	
Switch	2 Pin Dip Switch x 1 , Slide Switch x 1	Slide switch x 1
LED	LED Blue x 1 , RJ45 yellow/green x 1	
Power Supply	DC 5V 1A	
Power Consumption (Max.)	420mA	180mA
Temperature	Operation: 0 to 55°C , Storage: -20 TO 85°C , Humidity: up to 95%	
Dimension mm	67 x 102 x 27	67 x 91 x 27
Weight g	150	140

RoHS   

Rev.A