

Vi2608 / Vi2616

MaxiiPower™ 8 and 16-port Coax Ethernet & PoE Extender

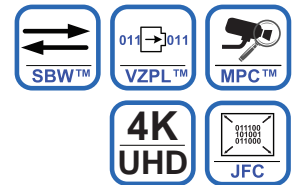
Features

- High power midspan with built-in Ethernet extender for distances up to 5,000 ft (1,524m)
- 8 or 16 port of IEEE 802.3.af/at compliant up to 36W per port simultaneously on all ports with no power management required
- Per port delayed PoE power up programmable for reducing start-up power surges
- Provides 802.3.af (12.95W) up to 1,500 ft.(457m) and 802.3.at (25.5W) up to 500 ft.(152m)
- Fully manageable with Windows GUI accessible through local USB port or network connection with default plug and play option
- Managed in-rush current prevents shut down during camera events such as start-up, day/night, auto back focus heater and blower turn on, and PTZ operation
- LED Indicators provide power status on each port
- Saves time and installation costs by using existing coax cable. Easy conversion from analog to IP systems
- Limited lifetime warranty



Applications

- Powering IP cameras at extended distances
- Powering VoIP Phones
- Powering Wireless access points




MaxiiPower™ Vi2608 and Vi2616 extended midspans are designed to meet the most demanding IP camera data and PoE requirements at extended distances. They are fully manageable and can provide full 802.3.af and 802.3.at up to 36W per port, with no power sharing for the Vi2608 and up to 34 watts simultaneously for the Vi2616 with individual port power up to 36W. The Vi2600 series provides extended distance transmission over Coax using Vigiltron's unique Symmetric Bandwidth (SBW™) technology.

They are fully transparent to any standard Ethernet network and higher layer protocols and require no IP setting or configurations. The built-in Ethernet extender technology simplifies the installation and lowers the cost of the system by eliminating the need for standard PoE midspans with far limited PoE power and protection capability.

MaxiiPower™ extended midspans provide status LED's to indicate power and transmission status to indicate problem areas. The PoE is fully manageable by an easy to use Windows™ based GUI that can be accessed via direct connection to the USB port or remotely over network connections. It also operates in auto mode with no programming required. Standard accessory client software provides full security, discovery for all Vigiltron Midspans' set up and individual port monitoring.

The MaxiiPower™ extended midspans are 1 U high installed in 19" racks. They are ideal for a wide range of CCTV and IT applications that require high power such as IP cameras, wireless access points or VoIP installed at extended distances.

Application Diagram



The Smart Choice for Transmission Solutions

www.vigitron.com



Technical Specification*

Electrical

Ethernet Interface	Standard 10/100BaseT
Coax	RG59 (or higher quality)
Ethernet Rate	Auto select 10/100 Mbps Full speed / full duplex at maximum rated distance
PoE Output Power	54VDC, 3W max per port, 300 W max. (Vi2608A), 550W max. (Vi2616A) 54VDC, 36 W Max per port (Vi2616)
AC Input Power	90 -264 VAC, 50-60 Hz, 6.5A max.
PoE Standard	IEEE 802.3af PoE, IEEE 802.3at PoE
PoE Status Indicator	Green LED
Connectors	Ethernet Input Interface: Shielded RJ-45 Extended Output Interface: Female BNC Main Power: IEC 320-C14 inlet
Setup Port	USB or Network with Windows GUI
RFC	2544 TCP/IP Packet Transmission 768 UDP, 2068 HTTP, 793 TCP 791 IP, 1783 TFTP, 894 IP over Ethernet

Environmental

Humidity	0 to 90%, non-condensing
Temperature	Operating: -10°C to +40°C Storage: -30°C to +70°C

Mechanical

Dimensions	1.75x17x12 in, 4.3x43x30.5 cm (HxWxL)
Weight	9 Lb, 4.08 Kg (Vi2608), 11 Lb, 5.44 Kg (Vi2616)
Material	Sheet metal and extruded Aluminum
Storage	-30°C to +70°C

Included Accessories

Mounting brackets for front or rear installations
Rubber feet for desk applications
Molded IEC 7 ft. (200 cm) power cord

Ordering Information

PART No.	Description
Vi2608	8-port Extended Coax Ethernet Midspan
Vi2616	16-port Extended Coax Ethernet Midspan
Vi0600	600W Redundant Power supply
Vi1200	1200W Redundant Power supply
Vi2200V4	Enterprise Set-up and Operational Software

System Configuration

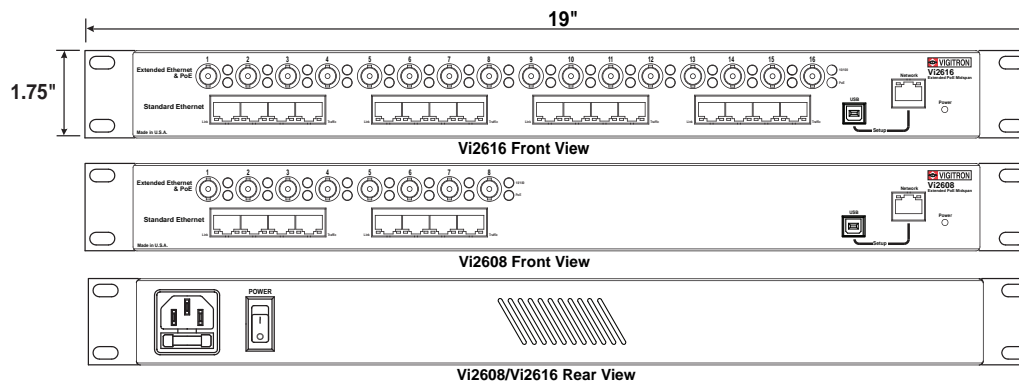


Data and PoE Distance**

Data Rate	Data+ 802.3af PoE Class 3	Data + 802.3at PoE Class 4
10BaseT	1,500 ft./457 m	500 ft./152 m
100BaseT	1,500 ft./457 m	500 ft./152 m

*Specifications subject to change without notice.

**Distance figures are based on RG59 coax cables using in house testing mirroring typical installations. Factors such as cabling, connections, use of power and environmental conditions may affect actual distances and should be taken into consideration.



Note:
Single pair wire application designs need to be confirmed by Vigitron tech support.



TEL (+1) 858-484-5209 • FAX (+1) 858-484-1205

7810 Trade Street, Suite 100, San Diego, CA 92121, USA • support@vigitron.com • www.vigitron.com

* Features and specifications apply to firmware version 2.0.0.6

© Copyright 2013 Vigitron, Inc.