

NetShelter CX Quick Reference

A soundproofed 'Server Room in a Box' which allows for IT deployment wherever and whenever it is needed, saving space, cost and deployment time.

38U Model: AR4038A

- Physical capacity: **38 rack spaces**
- Integrated APC PDU: **11 NEMA outlets**
- Max recommended thermal load: **3.6 kW**
- Noise reduction: **18.5 dB**
- Power consumption: **101 watts**
- Cable access: **Top & bottom rear (800 cables)**

24U Model: AR4024A

- Physical capacity: **24 rack spaces**
- Integrated APC PDU: **12 NEMA outlets**
- Max recommended thermal load: **2.4 kW**
- Noise reduction: **18.5 dB**
- Power consumption: **68 watts**
- Cable access: **Bottom rear (400 cables)**

18U Model: AR4018A

- Physical capacity: **18 rack spaces**
- Integrated APC PDU: **13 NEMA outlets**
- Max recommended thermal load: **1.8 kW**
- Noise reduction: **18.5 dB**
- Power consumption: **39 watts**
- Cable access: **Bottom rear (400 cables)**

Mini Model: AR4000MV

- Physical capacity: **12 rack spaces**
- Integrated PDU: **3 NEMA outlets**
- Max recommended thermal load: **0.8 kW**
- Noise reduction: **18.5 dB**
- Power consumption: **19 watts**
- Cable access: **Bottom rear (30 cables) & Top rear (for Keyboard & Monitor)**



Standard Features

Floor space requirements:

Enclosures are designed to be placed with their back directly against a wall. Clearance of 6-8" on both sides of the cabinet is essential for normal operation.

Ventilation system:

Each ultra-low-noise exhaust fan module has a 1.2 kW maximum recommended total thermal load (or 4,100 BTU / hr). The 38U CX has 3 of these. The 24U Cabinet has 2 and the 18U Cabinet has 1. The Mini has a smaller fan module with an 800w thermal capacity.

Noise reduction:

18.5 dB broadband noise reduction, measured 3ft in front of the enclosure (*HP and Dell servers were used as noise source in noise reduction measurements*)

Mobility:

4 x heavy duty castor-type wheels
Front wheels have 360° rotation for manoeuvrability and rear wheels have fixed front-to-back motion for stability

Rear and side access:

Detachable rear side panels, left and right, for equipment installation and maintenance access
Detachable rear fan modules gives completely open rear rack access

Cable management:

3" wide full-height vertical OU accessory channels located on each side at the front and rear of the rack

Grounding:

All equipment installed within a NetShelter CX should have conventional grounding via power cables, but unlike conventional metal-case cabinets, the NetShelter CX has no requirement for additional grounding in the form of ground strapping or pipe earthing etc. The enclosure shell is constructed entirely from non-conductive materials and the rack is completely isolated from outside contact.

Door locking:

Key operated lock

Warranty:

2 year warranty



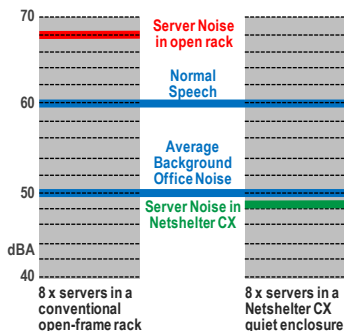
NetShelter CX Features & Benefits

1. Soundproofed enclosure
2. Integrated ventilation fans
3. APC Power distribution included
4. Mobile, on heavy-duty castors
5. Moveable EIA spec 4 post 19-inch rack (34" max depth)
6. Fully Lockable Enclosure
7. Front & rear accessory rails, for cable management
8. Hinging & lockable side panels & rear fan-units for easy access.
9. Easy to use cable port for up to 400 cables (two ports on 38U model)

- Physical rack capacity is fully EIA compliant
Rack depth adjustable from 34" to 5"
- Electrical systems are RoHS compliant
- Light Oak veneer finish, blends discretely into office environment
- Acoustic foam lining reduces server and hardware noise to below normal office background levels
- Rear access enables simple hardware installation
- Simple "Plug and Play" deployment

Note:


NetShelter CX Mini is designed for 1-2 tower servers along with UPS and Network devices. The specifications of the NetShelter CX Mini can be found in the dedicated NetShelter CX Mini brochure.




Soundproofing

The NetShelter CX achieves 18.5 decibels of noise reduction. In real terms that means quiet enough to put in the open office and even sit beside.

24U - Front View



24U - Rear View



Mini - Front View



For user guides, brochures, testimonials and other product information visit www.apc.com/NetShelterCX



by Schneider Electric