

Exit Blade

Contemporary LED exit wall blade

- Visible from a distance of 24 metres
- Running man legend kits bought separately
- Suitable for use as maintained and non maintained
- Hinged frame for wall and ceiling mounting applications (JC50323 only)

✓ JC50302



✓ JC50323



✓ JC50326




Code	Description	Col temp.	Watt	Lumens DC	Lumens AC
JC50302	Exit Blade**	6000K	3W	50	50
JC50323	Exit Blade Self Test**	6000K	3W	25	25
JC50326	Exit Blade Recessed**	6000K	3W	40	40
JC50308	Arrow left & right legend	-	-	-	-
JC50310	Arrow down legend (x2)	-	-	-	-
JC50311	Arrow up legend (x2)	-	-	-	-

** Running man legend kits bought separately

*Requires online registration.

NEW New product for 2018

 3 year ext. warranty (batteries 2 years)*

Classification

⊕ Class 1
IP20 | 240V

LED

6000K | CRI: Ra (87)

Finishes

White

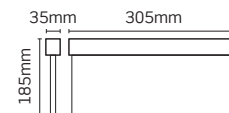
Construction

Body: Polycarbonate
Diffuser: Polycarbonate

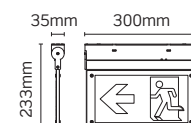
Accessories

1 x Right & 1 x Left running man legend (JC50308)
2 x Arrow Down (JC50310)
2 x Arrow Down (JC50311)

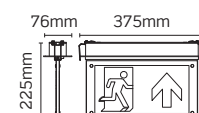
JC50302



JC50323



JC50326



All data sheets and installation sheets available at jcc.co.uk