



Skypack™ High Output 6ft


High output LED batten

- Up to 41% greater light output than traditional 58W T8
- Retrofit point for point conduit entry
- Hinged LED tray for simple installation
- Smooth, even light distribution, no visible hotspots
- Press-fit termination
- DALI and 1-10V dimmable options available

 5 year ext. warranty*


 Dimmable options available

 Sensing options available

 Emergency options available



Classification

 Class 1
IP20 | 240V

LED

4000K | CRI: Ra (80)

Finishes

White

Construction

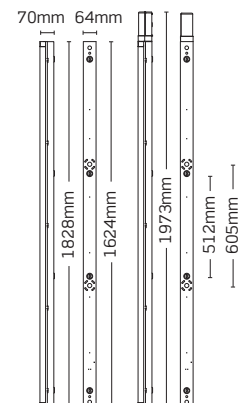
Body: Steel
Diffuser: Opal polycarbonate

Accessories

Skypack in-line connector
(JC71730)

Code	Description	Col temp.	Dim.	Watt	Lumens	LpcW
JC71709	Skypack 6ft single	4000K	No	53W	6400	120
JC71709DIM	Skypack 6ft single DALI/1-10V	4000K	Yes	53W	6400	120
JC71709MW	Skypack 6ft single m/w on/off	4000K	No	53W	6400	120
JC71709SD	Skypack 6ft single m/w step dim	4000K	-	53W	6400	120
JC71709EM	Skypack 6ft single em.	4000K	No	53W	6400	120
JC71709EMDIM	Skypack 6ft single DALI/1-10V em.	4000K	Yes	53W	6400	120
JC71709MWEM	Skypack 6ft single m/w on/off em.	4000K	No	53W	6400	120
JC71709EMSD	Skypack 6ft single m/w step dim em.	4000K	-	53W	6400	120
JC71710	Skypack 6ft twin	4000K	No	90W	10,800	120
JC71710MW	Skypack 6ft twin m/w on/off	4000K	No	90W	10,800	120
JC71710EM	Skypack 6ft twin em.	4000K	No	90W	10,800	120
JC71710MWEM	Skypack 6ft twin m/w on/off em.	4000K	No	90W	10,800	120
JC71730	Skypack 6ft in-line cont. connector	-	-	-	-	-

JC71709 / JC71710



*Requires online registration.