



Skypack™ High Output 4ft


High output LED batten

- Up to 41% greater light output than traditional 36W T8
- Retrofit point for point conduit entry
- Hinged LED tray for simple installation
- Smooth, even light distribution, no visible hotspots
- Press-fit termination
- DALI and 1-10V dimmable options available


 5 year ext. warranty*

 Dimmable options available

 Sensing options available

 Emergency options available

Classification

 Class 1
IP20 | 240V

LED

4000K | CRI: Ra (80)

Finish

White

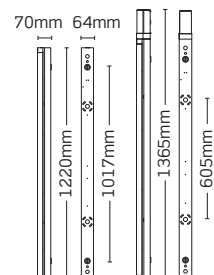
Construction

Body: Steel
Diffuser: Opal polycarbonate

Accessories

Skypack in-line connector
(JC71730)

JC71702 / JC71704



Code	Description	Col temp.	Dim.	Watt	Lumens	LpcW
JC71702	Skypack 4ft single	4000K	No	30W	4000	133
JC71702DIM	Skypack 4ft single DALI/1-10V	4000K	Yes	30W	4000	133
JC71702MW	Skypack 4ft single m/w on/off	4000K	No	30W	4000	133
JC71702SD	Skypack 4ft single m/w step dim	4000K	-	30W	4000	133
JC71702EM	Skypack 4ft single em.	4000K	No	30W	4000	133
JC71702EMDIM	Skypack 4ft single DALI/1-10V em.	4000K	Yes	30W	4000	133
JC71702MWEM	Skypack 4ft single m/w on/off em.	4000K	No	30W	4000	133
JC71702EMSD	Skypack 4ft single m/w step dim em.	4000K	-	30W	4000	133
JC71704	Skypack 4ft twin	4000K	No	55W	7600	138
JC71704DIM	Skypack 4ft twin DALI/1-10V	4000K	Yes	55W	7600	138
JC71704MW	Skypack 4ft twin m/w on/off	4000K	No	55W	7600	138
JC71704SD	Skypack 4ft twin m/w step dim	4000K	-	55W	7600	138
JC71704EM	Skypack 4ft twin em.	4000K	No	55W	7600	138
JC71704EMDIM	Skypack 4ft twin DALI/1-10V em.	4000K	Yes	55W	7600	138
JC71704MWEM	Skypack 4ft twin m/w On/off em.	4000K	No	55W	7600	138
JC71704EMSD	Skypack 4ft twin m/w step dim em.	4000K	-	55W	7600	138
JC71730	Skypack 4ft In-line cont. connector	-	-	-	-	-

*Requires online registration.

All data sheets and installation sheets available at jcc.co.uk