




Skytile® Linear 1200 x 600

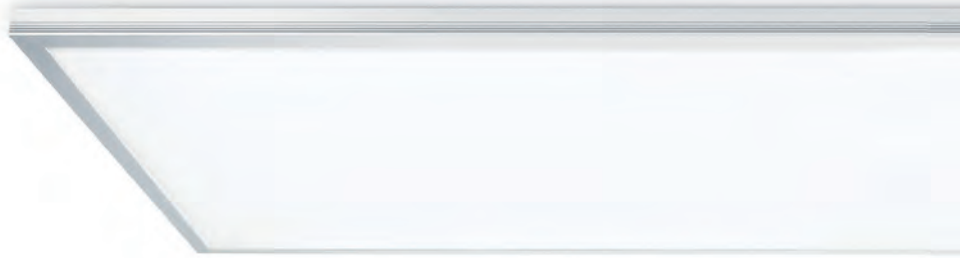
High performance linear LED flat panels

 7 year ext. warranty*
(incl. 2 year on-site)



 Dimmable
options available

 Emergency
options available

- High performance LED 44W recessed LED flat panel
- Quick and easy installation
- 7 year extended warranty, including 2 year on-site support
- 100 lumens per circuit Watt



Classification

 Class 2
 Class 1 (EM**00172**)
 IP44 | 240V

LED

4700K | CRI: Ra (80)

Finishes

Silver

Construction

Body: Aluminium
 Diffuser: Opal polycarbonate

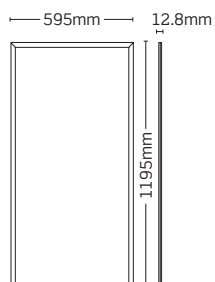
Accessories

Surface mount box **JC71295**
 (see p.72), 1.5m Suspension kit
JC71312 (see p.73)

Installation

Cut out: 1200mmx600mm

JC71361



All data sheets and installation sheets
 available at jcc.co.uk

Code	Description	Col temp.	Dim.	Watt	Lumens	LpcW
JC71361	Skytile Linear	4700K	No	44W	4400	100
JC71361/DALI	Skytile Linear DALI	4700K	Yes	44W	4400	100
JC71361/DSI	Skytile Linear DSI	4700K	Yes	44W	4400	100
JC71361/1-10V	Skytile Linear 1-10V	4700K	Yes	44W	4400	100
EM00172	Plug and Play Emergency Pack	-	-	-	-	-
JC71312	6 wire suspension kit (1.5m)	-	-	-	-	-
JC71295	1200 x 600mm Surface mount box	-	-	-	-	-

*Requires online registration.