




NEW New product for 2018

 5 year ext. warranty*

 Dimmable options available

 Emergency options available

Skytile[®] Direct/Indirect

Architectural direct/indirect modular luminaire

- Nano diffuser specifically engineered to reduce visual discomfort
- Assists with compliance of UGR19 lit space
- Designed to comply with BS EN 12464-1 lighting of work places
- 4000K colour temperature as standard to match JCC commercial offering
- Smooth, even light distribution



Classification

Class 2
 Class 1 (EM00172)
 IP20 | 240V

LED

4000K | CRI: Ra (80)

Finishes

White

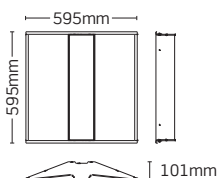
Construction

Body: Steel
 Diffuser: Polycarbonate

Installation

Cut out: 600mm x 600mm

Skytile Direct/Indirect



All data sheets and installation sheets available at jcc.co.uk

Code	Description	Col temp.	Dim.	Watt	Lumens	LpcW
JC71376	Skytile Direct/Indirect	4000K	No	35W	3400	97
JC71376DALI	Skytile Direct/Indirect DALI	4000K	Yes	35W	3400	97
JC71376DSI	Skytile Direct/Indirect DSI	4000K	Yes	35W	3400	97
JC71376/1-10V	Skytile Direct/Indirect 1-10V	4000K	Yes	35W	3400	97
EM00172	Plug and Play Emergency Pack	-	-	-	-	-
JC71311	4 wire suspension kit (1.5m)	-	-	-	-	-
JC71262	600 x 600mm Surface mount box	-	-	-	-	-

*Requires online registration.