


NEW New product for 2018

 5 year ext. warranty*

 Dimmable as standard

 36° beam angle

Nebula™ High Output Tilt

Low profile, tiltable LED downlight

- Slim profile for discrete installations
- Highly efficient, up to 97 Lumens per circuit Watt
- 30° tiltable downlight
- Triac dimmable as standard


✓ JC95401



✓ JC95505



Classification

 Class 2
IP65 | 240V

LED

3000K | CRI: Ra (80)
4000K | CRI: Ra (80)

Finishes

White

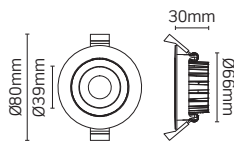
Construction

Body: Aluminium
Lens: Polycarbonate
Bezel: Aluminium

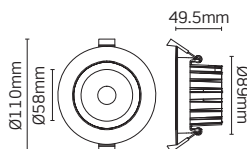
Installation

Cut out Ø: 8W - 68-75mm
10W/13W - 90-95mm

JC95401 / JC95402



JC95403 / JC95404
JC95505 / JC95606



All data sheets and installation sheets available at jcc.co.uk

Code	Description	Col temp.	Dim.	Watt	Lumens	LpcW
JC95401	Slim Bezel LED Downlight Tilt 36° beam	3000K	Yes	8W	770	97
JC95402	Slim Bezel LED Downlight Tilt 36° beam	4000K	Yes	8W	840	105
JC95403	Slim Bezel LED Downlight Tilt 36° beam	3000K	Yes	10W	820	82
JC95404	Slim Bezel LED Downlight Tilt 36° beam	4000K	Yes	10W	890	89
JC95505	Slim Bezel LED Downlight Tilt 36° beam	3000K	Yes	13W	950	73
JC95606	Slim Bezel LED Downlight Tilt 36° beam	4000K	Yes	13W	1200	92

*Requires online registration.