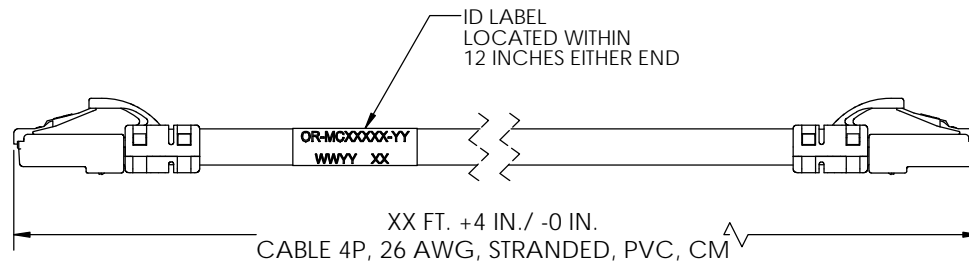

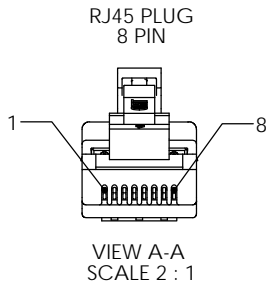


4 3 2 1



WIRE MAP			
8P8C PIN #	WIRE COLOR	8P8C PIN #	568B PAIRING
5	WHT/BLU	5	1
4	BLU	4	
1	WHT/ORG	1	2
2	ORG	2	
3	WHT/GRN	3	3
6	GRN	6	
7	WHT/BRN	7	4
8	BRN	8	

NOTE: XX=LENGTH IN FEET	
PART NO. MC6AXX-YY	LENGTH
MC6A03-YY	3
MC6A05-YY	5
MC6A07-YY	7
MC6A09-YY	9
MC6A15-YY	15
MC6A20-YY	20
MC6A25-YY	25

NOTE: YY=COLOR	
-YY	COLOR
-02	RED
-03	ORANGE
-04	YELLOW
-05	GREEN
-06	BLUE
-08	GRAY
-09	WHITE

ONLY STANDARD COLORS SHOWN.

LENGTHS AVAILABLE IN 1 FOOT INCREMENTS.
STANDARD LENGTHS SHOWN.

*** NOTICE ***
THIS DOCUMENT CONTAINS
CONFIDENTIAL AND/OR PROPRIETARY
INFORMATION INTENDED FOR USE ONLY
BY THE INDIVIDUAL(S) PROVIDED.
NEITHER THIS DOCUMENT, NOR ANY
INFORMATION CONTAINED HEREIN, MAY
BE COPIED, DISTRIBUTED, DISCLOSED TO
ANY THIRD PARTY OR USED IN ANY
MANNER OTHER THAN FOR WHICH IT HAS
BEEN PROVIDED, WITHOUT THE PRIOR
WRITTEN CONSENT OF ORTRONICS, INC.



125 EUGENE O'NEILL DRIVE
NEW LONDON, CT 06320
TEL: 860-445-3800
FAX: 860-405-2990
WWW.ORTRONICS.COM

TITLE
CORD, MOD, CLARITY, CAT 6A UTP,
4P, 26G, ST, PVC

	NAME	DATE	SIZE	CAD FILE	DWG NO	REV
DWN	KC	10/17/2013	B	MC6AXXYC	OR-MC6AXX-YY	00
CHK	FR	10/17/2013	SCALE 1:1		SHEET 1 OF 1	
APPR	JJM	10/18/2013				

4 3 2 1