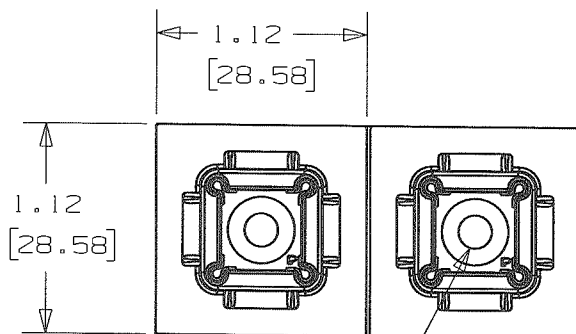
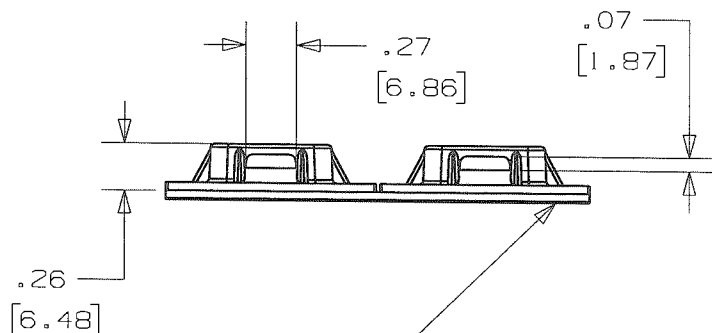


THIS COPY IS PROVIDED ON A RESTRICTED BASIS AND IS NOT TO BE USED IN ANY WAY DETRIMENTAL TO THE INTERESTS OF PANDUIT CORP.

NO WARRANTY, EXPRESSED OR IMPLIED IS MADE BY PANDUIT WITH RESPECT TO ADHESIVE BOND PERFORMANCE. AMONG OTHER THINGS, THE CONDITIONS UNDER WHICH THESE MOUNTS MAY BE APPLIED AND / OR THE SURFACE TO WHICH THEY MAY BE APPLIED ARE BEYOND PANDUIT'S CONTROL.



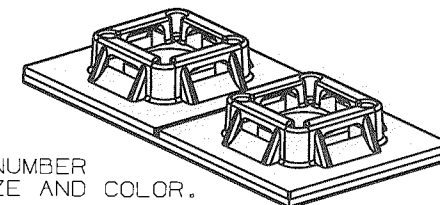
SEE NOTE 3



ADHESIVE BACKING:

- *[-A] RUBBER BASED ADHESIVE PRESSURE SENSITIVE FOAM TAPE 0.04 (1.0) THICK WITH A PROTECTIVE LINER. MOUNT IS DESIGNED TO SUPPORT 0.63 lbs (287g) MAX. WEIGHT ON A CLEAN DRY SMOOTH SURFACE.
- *[-AT] ACRYLIC BASED ADHESIVE PRESSURE SENSITIVE FOAM TAPE 0.04 (1.0) THICK WITH A PROTECTIVE LINER. MOUNT IS DESIGNED TO SUPPORT 0.63 lbs (287g) MAX. ON A CLEAN DRY SMOOTH SURFACE.
- *[-AV] HIGH BOND ACRYLIC BASED ADHESIVE PRESSURE SENSITIVE FOAM TAPE 0.04 (1.0) THICK WITH A PROTECTIVE LINER. MOUNT IS DESIGNED TO SUPPORT 1.25 lbs (567g) MAX. ON A CLEAN DRY SMOOTH SURFACE.

PANDUIT PART NO. *	RECOMMENDED FASTENER	USE WITH THESE CABLE TIE CROSS SECTIONS	WEIGHT LBS / 100 (g) / PCS
SGABM30-A ABM30	RUBBER ADHESIVE	M, I, S, SG100M, SG150I, SG200S, SG250S, SG300S, SG370S	0.42 (188.4)
SGABM30-AT ABM30B	ACRYLIC ADHESIVE		
SGABM30-AV	HIGH BOND ACRYLIC ADHESIVE		



NOTES

1. SEE CURRENT PRICE SHEET FOR PART NUMBER SUFFIX DESIGNATION FOR PACKAGE SIZE AND COLOR.
2. PRODUCT IS SUPPLIED IN STRIPS OF TWO.
3. HOLE FOR STANDARD #8 FLAT HEAD SCREW.
4. -A HAS A CONTINUOUS OPERATING TEMPERATURE OF 120°F (49°C).
-AT HAS A CONTINUOUS OPERATING TEMPERATURE OF 180°F (82°C).
-AV HAS A CONTINUOUS OPERATING TEMPERATURE OF 200°F (93°C).

DIMENSIONS IN BRACKETS ARE METRIC [mm]

CAD FILENAME/LAYERS

G03587HG_DC_GB3150FD/00B

PANDUIT

CORP. TINLEY PARK, ILLINOIS

ADHESIVE BACKED MOUNT -SUPER GRIP
COMPATIBLE (SGABM30-A, AT, AV) &
ABM30, ABM30B

UNLESS OTHERWISE SPECIFIED,
DIMENSIONAL TOLERANCES ARE:
[.X] ±0.05 (1.3) [XXX] ±0.010 (0.25)
[.XX] ±0.02 (0.5) ANGLES ±5°

UNLESS OTHERWISE SPECIFIED,
ALL DIMENSIONS ARE GIVEN
IN INCHES, THIRD ANGLE
PROJECTION.

DRAWN BY

JAD

MAT'L:

SCALE

FULL

DATE

3/30/06

NYLON 6/6

DRAWING NO.

GB3150FD

DWG

A

SIZE

OOB	11-6-09	TMSA	SMY	ADDED PART NUMBER SGABM30-AV----	GB3150FD	OOB	KEN		
REV	DATE	BY	CHK	DESCRIPTION	ECN	- R	CUST	SUP	