DRAWING NO. SE208074

REV	DATE	DESCRIPTION	ECO	BY	C'H'K.
J	2017-10-06 00:00:00 EDT	ADD YA442NTC58FXB TO SALES DRAWING SE..208074-01.	47796	BM	MB

CATALOG NUMBER	ACCOMMODATES FLEXIBLE CABLE CODE AWG	STUD SIZE	DIMENSIONS B	C	C TOL.	E 7	K DIA.	L	N 7	P	T	Z 7 MIN.	BELL	O.D.	CABLE STRIP LENGTH	INSTALLATION TOOLING: DIELESS TOOLS MECHANICAL HYTOOL™ (CRIMPS)	HYDRAULIC HYPRESS™	3 Y35, Y39, Y750, Y46 DIE INDEX	COLOR CODE	DIE NUMBER (# OF CRIMPS)
YA8C2TC14FXB	#8 STR. (37/24) #8 AWG	1/4	.90 [23]	.44 [11]	±.04 [±1]	.62 [16]	.27 [7]	2.41 [61]	.31 [8]	1.06 [27]	.08 [2]	.33 [8]	.32 [8]	.27 [7]	1" [25]	MY29-3 (2) MY29-11 (2)	---- ----	49	RED	U8CRT (2 CRIMPS)
YA8C2TC14E2FXB	#8 STR. (37/24) #8 AWG	1/4	.90 [23]	.44 [11]	±.04 [±1]	.75 [19]	.27 [7]	2.54 [65]	.31 [8]	1.06 [27]	.08 [2]	.33 [8]	.32 [8]	.27 [7]	1" [25]	MY29-3 (2) MY29-11 (2)	---- ----	49	RED	U8CRT (2 CRIMPS)
YA8C2TC38FXB	#8 STR. (37/24) #8 AWG	3/8	.90 [23]	.58 [15]	±.05 [±1]	1.00 [25]	.40 [10]	2.98 [76]	.41 [10]	1.06 [27]	.06 [2]	.42 [11]	.32 [8]	.27 [7]	1" [25]	MY29-3 (2) MY29-11 (2)	---- ----	49	RED	U8CRT (2 CRIMPS)
---	---- ----	---	--- ---	--- ---	--- ---	--- ---	--- ---	--- ---	--- ---	--- ---	--- ---	--- ---	--- ---	--- ---	--- ---	---- ----	---	---	---- ----
YAV6C2TC14FXB	#6 STR. (61/24) #6 AWG	1/4	1.22 [31]	.48 [12]	±.04 [±1]	.62 [16]	.27 [7]	2.76 [70]	.31 [8]	1.41 [36]	.08 [2]	.33 [8]	.37 [9]	.31 [8]	1-5/16" [33]	MY29-3 (2) MY29-11 (2)	Y644M (1 CRIMP)	7	BLUE	U5CRT (2 CRIMPS)
YAV6C2TC14E2FXB	#6 STR. (61/24) #6 AWG	1/4	1.22 [31]	.48 [12]	±.04 [±1]	.75 [19]	.27 [7]	2.88 [73]	.31 [8]	1.41 [36]	.08 [2]	.33 [8]	.37 [9]	.31 [8]	1-5/16" [33]	MY29-3 (2) MY29-11 (2)	Y644M (1 CRIMP)	7	BLUE	U5CRT (2 CRIMPS)
YAV6C2TC38FXB	#6 STR. (61/24) #6 AWG	3/8	1.22 [31]	.58 [15]	±.05 [±1]	1.00 [25]	.40 [10]	3.32 [84]	.41 [10]	1.41 [36]	.06 [2]	.42 [11]	.37 [9]	.31 [8]	1-5/16" [33]	MY29-3 (2) MY29-11 (2)	Y644M (1 CRIMP)	7	BLUE	U5CRT (2 CRIMPS)
YAV6C2NFXB	#6 STR. (61/24) #6 AWG	1/2	1.22 [31]	.83 [21]	±.04 [±1]	1.75 [44]	.56 [14]	4.51 [115]	.62 [16]	1.41 [36]	.12 [3]	.64 [16]	.37 [9]	.31 [8]	1-5/16" [33]	MY29-3 (2) MY29-11 (2)	Y644M (1 CRIMP)	7	BLUE	U5CRT (2 CRIMPS)
YAV6C2TC14E1FXB	#6 STR. (61/24) #6 AWG	1/4	1.22 [31]	.48 [12]	±.04 [±1]	1.00 [25]	.27 [7]	3.14 [80]	.31 [8]	1.41 [36]	.08 [2]	.33 [8]	.37 [9]	.31 [8]	1-5/16" [33]	MY29-3 (2) MY29-11 (2)	Y644M (1 CRIMP)	7	BLUE	U5CRT (2 CRIMPS)
YA5C2TC14FXB	#5 STR. (91/24) #5 AWG	1/4	1.22 [31]	.44 [11]	±.03 [±1]	.62 [16]	.27 [7]	2.76 [70]	.31 [8]	1.41 [36]	.07 [2]	.33 [8]	.35 [9]	.31 [8]	1-5/16" [33]	MY29-3 (2) MY29-11 (2)	Y644M (1 CRIMP)	7	BLUE	U5CRT (2 CRIMPS)

CONNECTOR RANGE FROM	TO	TOLERANCES B	E	K	L	N	P	BELL
#8 STR. (37/24) #8 AWG	1/0 STR. (275/24) 1/0 AWG	±.06	±.02	±.02	±.09	±.03	±.06	±.06
2/0 STR. (325/24) 2/0 AWG	373.3 kcmil (925/24) 350 kcmil NOM.	±.08	±.02	±.02	±.12	±.03	±.06	±.06
444.4 kcmil (1100/24) 450 kcmil NOM.	1111 kcmil (2750/24) 1000 kcmil NOM.	±.09	±.02	±.02	±.15	±.06	±.10	±.06

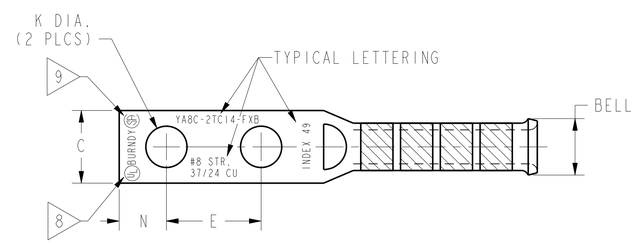

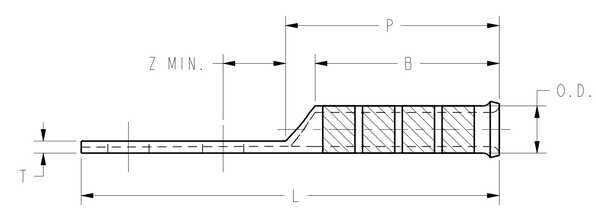

NOTES:

1. MATERIAL: COPPER.
2. FINISH: ELECTRO-TIN PLATED.
3. CATALOG NUMBER "PUADP-1" ADAPTOR IS REQUIRED TO USE "U" TYPE DIES IN THE Y46 SERIES TOOLS.
4. REFERENCE THE BURNDY® PRODUCTS MASTER CATALOG "INSTALLATION TOOL INDEX" FOR ADDITIONAL TOOLING.
5. BELLED BARREL ENDS PROVIDE EASY CABLE INSERTION AND STRAIN RELIEF.
6. DIMENSIONS IN BRACKETS [] ARE IN MILLIMETERS ROUNDED OFF TO THE NEAREST MILLIMETER, UNLESS OTHERWISE NOTED, AND ARE FOR REFERENCE ONLY.
7. FOR UNDRILLED VERSIONS AND SUFFIX "U" TO END OF CATALOG NUMBER. FOR UNDRILLED VERSIONS,USE D MIN = N MAX + E MAX + Z MIN.
8. CONNECTORS ARE UL LISTED; UNDRILLED VERSIONS ARE NOT UL LISTED.
9. CONNECTORS ARE CSA CERTIFIED; UNDRILLED VERSIONS ARE NOT CSA CERTIFIED.

TO ORDER BURNDY® PRODUCTS CALL

UNITED STATES
1-800-346-4175 (LONDONDERRY, NH)

CANADA:
1-800-361-6975 (QUEBEC)
1-800-387-6487 (ALL OTHER PROVINCES)

FOR PRODUCT INFO: http://www.burndy.com

TELECOM BELLED HYLUG™

ITEM NO:	N/A	
CAT. NO:	YA-2-FXB- (TABLE)	
DRAWN BY:	J.GAUDET	11/04/92
CHECKER:	K.HENRY	11/18/92
DSN APPVL:	R ROMAN	21/10/17
MFG APPVL:	N/A	--
QA APPVL:	B POST	11/10/17
MKT APPVL:	B MICHAUD	10/03/18
PROD FAM:	--	
PROJECT #:	--	
DOCUMENT TYPE:	Sales	
REL LEVEL:	Released	

BURNDY

SCALE: NTS

SIZE: D

DRAWING NO: SE208074

REV: J

SHEET 1 OF 6

REV: PE0200

CATALOG NUMBER	ACCOMMODATES FLEXIBLE CABLE CODE AWG	STUD SIZE	DIMENSIONS B	C	C TOL.	E ⟨7⟩	K DIA.	L	N ⟨7⟩	P	T	Z ⟨7⟩ MIN.	BELL	O.D.	CABLE STRIP LENGTH	INSTALLATION TOOLING: DIELESS TOOLS MECHANICAL HYTOOL™ (CRIMPS)	HYDRAULIC HYPRESS™	⟨3⟩ Y35, Y39, Y750, PAT750, Y46, PAT46 DIE INDEX	COLOR CODE	DIE NUMBER (# OF CRIMPS)
YAV4C2TC14FXB	#4 STR. (91/24-105/24) #4 AWG	1/4	1.22 [31]	.55 [14]	±.03 [±1]	.62 [16]	.27 [7]	2.81 [71]	.31 [8]	1.46 [37]	.09 [2]	.33 [8]	.44 [11]	.38 [10]	1-5/16" [33]	MY29-3 (2) MY29-11 (2)	Y644M (1 CRIMP)	8	GRAY	U4CRT (2 CRIMPS)
YAV4C2TC14E2FXB	#4 STR. (91/24-105/24) #4 AWG	1/4	1.22 [31]	.55 [14]	±.03 [±1]	.75 [19]	.27 [7]	2.93 [74]	.31 [8]	1.46 [37]	.09 [2]	.33 [8]	.44 [11]	.38 [10]	1-5/16" [33]	MY29-3 (2) MY29-11 (2)	Y644M (1 CRIMP)	8	GRAY	U4CRT (2 CRIMPS)
YAV4C2TC14E1FXB	#4 STR. (91/24-105/24) #4 AWG	1/4	1.22 [31]	.55 [14]	±.03 [±1]	1.00 [25]	.27 [7]	3.18 [81]	.31 [8]	1.46 [37]	.09 [2]	.33 [8]	.44 [11]	.38 [10]	1-5/16" [33]	MY29-3 (2) MY29-11 (2)	Y644M (1 CRIMP)	8	GRAY	U4CRT (2 CRIMPS)
YAV4C2TC516FXB	#4 STR. (91/24-105/24) #4 AWG	5/16	1.22 [31]	.55 [14]	±.03 [±1]	1.00 [25]	.33 [8]	3.24 [82]	.34 [9]	1.46 [37]	.09 [2]	.36 [9]	.44 [11]	.38 [10]	1-5/16" [33]	MY29-3 (2) MY29-11 (2)	Y644M (1 CRIMP)	8	GRAY	U4CRT (2 CRIMPS)
YAV4C2TC38FXB	#4 STR. (91/24-105/24) #4 AWG	3/8	1.22 [31]	.58 [15]	±.04 [±1]	1.00 [25]	.41 [10]	3.37 [86]	.41 [10]	1.46 [37]	.09 [2]	.42 [11]	.44 [11]	.38 [10]	1-5/16" [33]	MY29-3 (2) MY29-11 (2)	Y644M (1 CRIMP)	8	GRAY	U4CRT (2 CRIMPS)
YAV4C2NFXB	#4 STR. (91/24-105/24) #4 AWG	1/2	1.22 [31]	.83 [21]	±.04 [±1]	1.75 [44]	.56 [14]	4.56 [116]	.62 [16]	1.46 [37]	.12 [3]	.64 [16]	.44 [11]	.38 [10]	1-5/16" [33]	MY29-3 (2) MY29-11 (2)	Y644M (1 CRIMP)	8	GRAY	U4CRT (2 CRIMPS)
---	---	---	---	---	---	---	---	---	---	---	---	---	---	---	---	---	---	---	---	---
YAV3C2TC516FXB	#3 STR. (105/24-125/24) #3 AWG	5/16	1.48 [38]	.60 [15]	±.03 [1]	1.00 [25]	.33 [8]	3.51 [89]	.34 [9]	1.73 [44]	.09 [2]	.36 [9]	.49 [12]	.42 [11]	1-9/16 [40]	MY29-3 (2) MY29-11 (2)	Y644M (1 CRIMP)	9	WHITE	U3CRT (2 CRIMPS)
YAV3C2TC38FXB	#3 STR. (105/24-125/24) #3 AWG	3/8	1.48 [38]	.60 [15]	±.04 [1]	1.00 [25]	.41 [10]	3.64 [92]	.41 [10]	1.73 [44]	.09 [2]	.42 [11]	.49 [12]	.42 [11]	1-9/16 [40]	MY29-3 (2) MY29-11 (2)	Y644M (1 CRIMP)	9	WHITE	U3CRT (2 CRIMPS)
YAV3C2NFXB	#3 STR. (105/24-125/24) #3 AWG	1/2	1.48 [38]	.83 [21]	±.04 [1]	1.75 [44]	.56 [14]	4.83 [123]	.62 [16]	1.73 [44]	.12 [3]	.64 [16]	.49 [12]	.42 [11]	1-9/16 [40]	MY29-3 (2) MY29-11 (2)	Y644M (1 CRIMP)	9	WHITE	U3CRT (2 CRIMPS)
---	---	---	---	---	---	---	---	---	---	---	---	---	---	---	---	---	---	---	---	---
YAV2C2TC14FXB	#2 STR. (125/24-150/24) #2 AWG	1/4	1.35 [34]	.68 [17]	±.03 [1]	.62 [16]	.27 [7]	3.00 [76]	.31 [8]	1.65 [42]	.10 [3]	.33 [8]	.54 [14]	.46 [12]	1-7/16 [37]	MY29-3 (2) MY29-11 (2)	Y644M (1 CRIMP)	10	BROWN	U2CRT (2 CRIMPS)
YAV2C2TC14E2FXB	#2 STR. (125/24-150/24) #2 AWG	1/4	1.35 [34]	.68 [17]	±.03 [1]	.75 [19]	.27 [7]	3.13 [79]	.31 [8]	1.65 [42]	.10 [3]	.33 [8]	.54 [14]	.46 [12]	1-7/16 [37]	MY29-3 (2) MY29-11 (2)	Y644M (1 CRIMP)	10	BROWN	U2CRT (2 CRIMPS)
YAV2C2TC14E1FXB	#2 STR. (125/24-150/24) #2 AWG	1/4	1.35 [34]	.68 [17]	±.03 [1]	1.00 [25]	.27 [7]	3.38 [86]	.31 [8]	1.65 [42]	.10 [3]	.33 [8]	.54 [14]	.46 [12]	1-7/16 [37]	MY29-3 (2) MY29-11 (2)	Y644M (1 CRIMP)	10	BROWN	U2CRT (2 CRIMPS)
YAV2C2TC516FXB	#2 STR. (125/24-150/24) #2 AWG	5/16	1.35 [34]	.68 [17]	±.03 [1]	1.00 [25]	.33 [8]	3.44 [87]	.34 [9]	1.65 [42]	.10 [3]	.36 [9]	.54 [14]	.46 [12]	1-7/16 [37]	MY29-3 (2) MY29-11 (2)	Y644M (1 CRIMP)	10	BROWN	U2CRT (2 CRIMPS)
YAV2C2TC38FXB	#2 STR. (125/24-150/24) #2 AWG	3/8	1.35 [34]	.68 [17]	±.03 [1]	1.00 [25]	.41 [10]	3.57 [91]	.41 [10]	1.65 [42]	.10 [3]	.42 [11]	.54 [14]	.46 [12]	1-7/16 [37]	MY29-3 (2) MY29-11 (2)	Y644M (1 CRIMP)	10	BROWN	U2CRT (2 CRIMPS)
YAV2C2NT38FXB	#2 STR. (125/24-150/24) #2 AWG	3/8	1.35 [34]	.55 [14]	±.03 [1]	1.00 [25]	.41 [10]	3.57 [91]	.41 [10]	1.65 [42]	.10 [3]	.42 [11]	.54 [14]	.46 [12]	1-7/16 [37]	MY29-3 (2) MY29-11 (2)	Y644M (1 CRIMP)	10	BROWN	U2CRT (2 CRIMPS)
YAV2C2NFXB	#2 STR. (125/24-150/24) #2 AWG	1/2	1.35 [34]	.83 [21]	±.04 [1]	1.75 [44]	.56 [14]	4.76 [121]	.62 [16]	1.65 [42]	.12 [3]	.64 [16]	.54 [14]	.46 [12]	1-7/16 [37]	MY29-3 (2) MY29-11 (2)	Y644M (1 CRIMP)	10	BROWN	U2CRT (2 CRIMPS)
---	---	---	---	---	---	---	---	---	---	---	---	---	---	---	---	---	---	---	---	---
YAV1C2TC14FXB	#1 STR. (175/24-225/24) #1 AWG	1/4	1.50 [38]	.75 [19]	±.03 [1]	.62 [16]	.27 [7]	3.17 [81]	.31 [8]	1.82 [46]	.12 [3]	.33 [8]	.60 [15]	.51 [13]	1-9/16 [40]	MY29-3 (2) MY29-11 (2)	Y644M (1 CRIMP)	11	GREEN	U1CRT-1 (2 CRIMPS)
YAV1C2TC14E2FXB	#1 STR. (175/24-225/24) #1 AWG	1/4	1.50 [38]	.75 [19]	±.03 [1]	.75 [19]	.27 [7]	3.30 [84]	.31 [8]	1.82 [46]	.12 [3]	.33 [8]	.60 [15]	.51 [13]	1-9/16 [40]	MY29-3 (2) MY29-11 (2)	Y644M (1 CRIMP)	11	GREEN	U1CRT-1 (2 CRIMPS)
YAV1C2TC38FXB	#1 STR. (175/24-225/24) #1 AWG	3/8	1.50 [38]	.75 [19]	±.03 [1]	1.00 [25]	.41 [10]	3.74 [95]	.41 [10]	1.82 [46]	.12 [3]	.42 [11]	.60 [15]	.51 [13]	1-9/16 [40]	MY29-3 (2) MY29-11 (2)	Y644M (1 CRIMP)	11	GREEN	U1CRT-1 (2 CRIMPS)
YAV1C2NFXB	#1 STR. (175/24-225/24) #1 AWG	1/2	1.50 [38]	.83 [21]	±.04 [1]	1.75 [44]	.56 [14]	4.92 [125]	.62 [16]	1.82 [46]	.11 [3]	.64 [16]	.60 [15]	.51 [13]	1-9/16 [40]	MY29-3 (2) MY29-11 (2)	Y644M (1 CRIMP)	11	GREEN	U1CRT-1 (2 CRIMPS)

NOTES:

1. MATERIAL: COPPER.
2. FINISH: TIN PLATED.
3. ⟨3⟩ CATALOG NUMBER "PUADP-1" ADAPTOR IS REQUIRED TO USE "U" TYPE DIES IN THE Y46 SERIES TOOLS.
4. REFERENCE THE BURNDY® MASTER CATALOG "INSTALLATION TOOL INDEX" FOR ADDITIONAL TOOLING.
5. BELLED BARREL ENDS PROVIDE EASY CABLE INSERTION AND STRAIN RELIEF.
6. DIMENSIONS IN BRACKETS [] ARE IN MILLIMETERS ROUNDED OFF TO THE NEAREST MILLIMETER, UNLESS OTHERWISE NOTED, AND ARE FOR REFERENCE ONLY.
7. ⟨7⟩ FOR UNDRILLED VERSIONS AND SUFFIX "U" TO END OF CATALOG NUMBER. FOR UNDRILLED VERSIONS,USE D MIN = N MAX + E MAX + Z MIN.
8. ⟨8⟩ CONNECTORS ARE UL LISTED; UNDRILLED VERSIONS ARE NOT UL LISTED.
9. ⟨9⟩ CONNECTORS ARE CSA CERTIFIED; UNDRILLED VERSIONS ARE NOT CSA CERTIFIED.

SEE SHEET ONE FOR VIEWS

REV	DATE	DESCRIPTION	ECO	BY	C'H'K.
J	2017-10-06 00:00:00 EDT	ADD YA442NTC58FXB TO SALES DRAWING SE.,208074-01.	47796	BM	MB

TO ORDER BURNDY® PRODUCTS CALL
UNITED STATES
1-800-346-4175 (LONDONDERRY, NH)
CANADA:
1-800-361-6975 (QUEBEC)
1-800-387-6487 (ALL OTHER PROVINCES)
FOR PRODUCT INFO: http://www.burndy.com

TELECOM BELLED HYLUG™

ITEM NO:	N/A	
CAT. NO:	YA-2-FXB- (TABLE)	
DRAWN BY:	J.GAUDET	11/04/92
CHECKER:	K.HENRY	11/18/92
DSN APPVL:	C.PALAGI	11/20/92
MFG APPVL:	N/A	--
QA APPVL:	A.LLOYD	11/2/92
MKT APPVL:	L.HERRON	11/23/92
PROD FAM:	--	
PROJECT #:	FPN15I2073	
DOCUMENT TYPE:	Sales	
REL LEVEL:	Released	

BURNDY

SCALE: NTS

SIZE	DRAWING NO	REV
D	SE208074	J

SHEET 2 OF 6

REV: PE0200

DRAWING NO. SE208074

CATALOG NUMBER	ACCOMMODATES FLEXIBLE CABLE CODE AWG	STUD SIZE	DIMENSIONS B	C	C TOL.	E 7	K DIA.	L	N 7	P	T	Z MIN. 7	BELL	O.D.	CABLE STRIP LENGTH	INSTALLATION TOOLING: DIELESS TOOLS MECHANICAL HYTOOL™(CRIMPS)	HYDRAULIC HYPRESS™	Y35, Y39, Y750, Y46 3 DIE INDEX	COLOR CODE	DIE NUMBER (# OF CRIMPS)
YAV252TC14FXB	1/0 STR. (275/24) 1/0 AWG	1/4	1.50 [38]	.83 [21]	±.03 [1]	.62 [16]	.27 [7]	3.21 [82]	.31 [8]	1.86 [47]	.12 [3]	.33 [8]	.66 [17]	.56 [14]	1-9/16 [40]	MY29-3 (2) MY29-11 (2)	Y644M (1 CRIMP)	12	PINK	U25RT (2 CRIMPS)
YAV252TC14E2FXB	1/0 STR. (275/24) 1/0 AWG	1/4	1.50 [38]	.83 [21]	±.03 [1]	.75 [19]	.27 [7]	3.34 [85]	.31 [8]	1.86 [47]	.12 [3]	.33 [8]	.66 [17]	.56 [14]	1-9/16 [40]	MY29-3 (2) MY29-11 (2)	Y644M (1 CRIMP)	12	PINK	U25RT (2 CRIMPS)
YAV252TC38FXB	1/0 STR. (275/24) 1/0 AWG	3/8	1.50 [38]	.83 [21]	±.03 [1]	1.00 [25]	.40 [10]	3.78 [96]	.41 [10]	1.86 [47]	.12 [3]	.42 [11]	.66 [17]	.56 [14]	1-9/16 [40]	MY29-3 (2) MY29-11 (2)	Y644M (1 CRIMP)	12	PINK	U25RT (2 CRIMPS)
YAV252NTC38FXB	1/0 STR. (275/24) 1/0 AWG	3/8	1.50 [38]	.83 [21]	±.03 [1]	1.75 [44]	.40 [10]	4.53 [115]	.41 [10]	1.86 [47]	.12 [3]	.42 [11]	.66 [17]	.56 [14]	1-9/16 [40]	MY29-3 (2) MY29-11 (2)	Y644M (1 CRIMP)	12	PINK	U25RT (2 CRIMPS)
YAV252NFXB 10	1/0 STR. (275/24) 1/0 AWG	1/2	1.50 [38]	.83 [21]	±.03 [1]	1.75 [44]	.56 [14]	4.96 [126]	.62 [16]	1.86 [47]	.12 [3]	.64 [16]	.66 [17]	.56 [14]	1-9/16 [40]	MY29-3 (2) MY29-11 (2)	Y644M (1 CRIMP)	12	PINK	U25RT (2 CRIMPS)
---	---	---	---	---	---	---	---	---	---	---	---	---	---	---	---	---	---	---	---	---
YAV262TC14FXB	2/0 STR. (325/24) 2/0 AWG	1/4	1.63 [41]	.93 [24]	±.03 [1]	.62 [16]	.27 [7]	3.40 [86]	.31 [8]	2.05 [52]	.13 [3]	.33 [8]	.74 [19]	.63 [16]	1-13/16 [46]	MY29-3 (2) MY29-11 (2)	Y644M (1 CRIMP)	13	BLACK	U26RT (2 CRIMPS)
YAV262TC14E2FXB	2/0 STR. (325/24) 2/0 AWG	1/4	1.63 [41]	.93 [24]	±.03 [1]	.75 [19]	.27 [7]	3.52 [89]	.31 [8]	2.05 [52]	.13 [3]	.33 [8]	.74 [19]	.63 [16]	1-13/16 [46]	MY29-3 (2) MY29-11 (2)	Y644M (1 CRIMP)	13	BLACK	U26RT (2 CRIMPS)
YAV262TC38FXB	2/0 STR. (325/24) 2/0 AWG	3/8	1.63 [41]	.93 [24]	±.03 [1]	1.00 [25]	.40 [10]	3.96 [101]	.41 [10]	2.05 [52]	.13 [3]	.42 [11]	.74 [19]	.63 [16]	1-13/16 [46]	MY29-3 (2) MY29-11 (2)	Y644M (1 CRIMP)	13	BLACK	U26RT (2 CRIMPS)
YAV262NTC38FXB	2/0 STR. (325/24) 2/0 AWG	3/8	1.63 [41]	.93 [24]	±.03 [1]	1.75 [44]	.40 [10]	4.71 [120]	.41 [10]	2.05 [52]	.13 [3]	.42 [11]	.74 [19]	.63 [16]	1-13/16 [46]	MY29-3 (2) MY29-11 (2)	Y644M (1 CRIMP)	13	BLACK	U26RT (2 CRIMPS)
YAV262TC38E11FXB	2/0 STR. (325/24) 2/0 AWG	3/8	1.63 [41]	.93 [24]	±.03 [1]	2.00 [51]	.41 [10]	4.96 [126]	.41 [10]	2.05 [52]	.13 [3]	.42 [11]	.74 [19]	.63 [16]	1-13/16 [46]	MY29-3 (2) MY29-11 (2)	Y644M (1 CRIMP)	13	BLACK	U26RT (2 CRIMPS)
YAV262NFXB	2/0 STR. (325/24) 2/0 AWG	1/2	1.63 [41]	.93 [24]	±.03 [1]	1.75 [44]	.56 [14]	5.15 [131]	.62 [16]	2.05 [52]	.13 [3]	.64 [16]	.74 [19]	.63 [16]	1-13/16 [46]	MY29-3 (2) MY29-11 (2)	Y644M (1 CRIMP)	13	BLACK	U26RT (2 CRIMPS)
YAV272TC14E2FXB	3/0 STR. (450/24) 3/0 AWG	1/4	1.64 [42]	1.03 [26]	±.04 [1]	.75 [19]	.27 [7]	3.58 [91]	.31 [8]	2.10 [53]	.14 [4]	.33 [8]	.82 [21]	.70 [18]	1-13/16 [46]	MY29-3 (2) MY29-11 (2)	Y644M (1 CRIMP)	14	ORANGE	U27RT (2 CRIMPS)
YAV272TC38FXB	3/0 STR. (450/24) 3/0 AWG	3/8	1.64 [42]	1.03 [26]	±.04 [1]	1.00 [25]	.40 [10]	4.01 [102]	.41 [10]	2.10 [53]	.14 [4]	.42 [11]	.82 [21]	.70 [18]	1-13/16 [46]	MY29-3 (2) MY29-11 (2)	Y644M (1 CRIMP)	14	ORANGE	U27RT (2 CRIMPS)
YAV272NFXB	3/0 STR. (450/24) 3/0 AWG	1/2	1.64 [42]	1.03 [26]	±.04 [1]	1.75 [44]	.56 [14]	5.20 [132]	.62 [16]	2.10 [53]	.14 [4]	.64 [16]	.82 [21]	.70 [18]	1-13/16 [46]	MY29-3 (2) MY29-11 (2)	Y644M (1 CRIMP)	14	ORANGE	U27RT (2 CRIMPS)
---	---	---	---	---	---	---	---	---	---	---	---	---	---	---	---	---	---	---	---	---
YAV282TC14E2FXB	4/0 STR. (550/24) 4/0 AWG	1/4	1.77 [45]	1.14 [29]	±.04 [1]	.75 [19]	.27 [7]	3.76 [96]	.31 [8]	2.28 [58]	.14 [4]	.33 [8]	.90 [23]	.77 [20]	1-7/8 [48]	MY29-3 (2) MY29-11 (2)	Y644M (1 CRIMP)	15	PURPLE	U28RT (2 CRIMPS)
YAV282NT516FXB	4/0 STR. (550/24) 4/0 AWG	5/16	1.77 [45]	1.14 [29]	±.04 [1]	1.75 [44]	.33 [8]	4.82 [122]	.34 [9]	2.28 [58]	.14 [4]	.36 [9]	.90 [23]	.77 [20]	1-7/8 [48]	MY29-3 (2) MY29-11 (2)	Y644M (1 CRIMP)	15	PURPLE	U28RT (2 CRIMPS)
YAV282NT38FXB	4/0 STR. (550/24) 4/0 AWG	3/8	1.77 [45]	.75 [19]	±.04 [1]	1.00 [25]	.40 [10]	4.20 [107]	.41 [10]	2.28 [58]	.14 [4]	.42 [11]	.90 [23]	.77 [20]	1-7/8 [48]	MY29-3 (2) MY29-11 (2)	Y644M (1 CRIMP)	15	PURPLE	U28RT (2 CRIMPS)
YAV282TC38FXB	4/0 STR. (550/24) 4/0 AWG	3/8	1.77 [45]	1.14 [29]	±.04 [1]	1.00 [25]	.40 [10]	4.20 [107]	.41 [10]	2.28 [58]	.14 [4]	.42 [11]	.90 [23]	.77 [20]	1-7/8 [48]	MY29-3 (2) MY29-11 (2)	Y644M (1 CRIMP)	15	PURPLE	U28RT (2 CRIMPS)
YAV282TC12FXB	4/0 STR. (550/24) 4/0 AWG	1/2	1.77 [45]	1.14 [29]	±.04 [1]	1.25 [32]	.56 [14]	4.70 [119]	.53 [13]	2.28 [58]	.14 [4]	.42 [11]	.90 [23]	.77 [20]	1-7/8 [48]	MY29-3 (2) MY29-11 (2)	Y644M (1 CRIMP)	15	PURPLE	U28RT (2 CRIMPS)
YAV282NTC38FXB	4/0 STR. (550/24) 4/0 AWG	3/8	1.77 [45]	1.14 [29]	±.04 [1]	1.75 [44]	.40 [10]	4.20 [107]	.41 [10]	2.28 [58]	.14 [4]	.42 [11]	.90 [23]	.77 [20]	1-7/8 [48]	MY29-3 (2) MY29-11 (2)	Y644M (1 CRIMP)	15	PURPLE	U28RT (2 CRIMPS)
YAV282NFXB	4/0 STR. (550/24) 4/0 AWG	1/2	1.77 [45]	1.14 [29]	±.04 [1]	1.75 [44]	.56 [13]	5.39 [137]	.62 [16]	2.28 [58]	.14 [4]	.64 [16]	.90 [23]	.77 [20]	1-7/8 [48]	MY29-3 (2) MY29-11 (2)	Y644M (1 CRIMP)	15	PURPLE	U28RT (2 CRIMPS)
YAV292TC14E2FXB	4/0 FLEX CLASS I, K, M	1/4	2.16 [55]	1.18 [30]	±.04 [1]	.75 [19]	.27 [7]	4.19 [106]	.31 [8]	2.70 [69]	.16 [4]	.33 [8]	.94 [24]	.80 [20]	2-1/4 [57]	MY29-3 (2) MY29-11 (2)	Y644M (1 CRIMP)	16	YELLOW	U29RT (2 CRIMPS)
YAV292NT38FXB	4/0 FLEX CLASS I, K, M	3/8	2.16 [55]	.75 [19]	±.04 [1]	1.00 [25]	.40 [10]	4.62 [117]	.41 [10]	2.70 [69]	.16 [4]	.42 [11]	.94 [24]	.80 [20]	2-1/4 [57]	MY29-3 (2) MY29-11 (2)	Y644M (1 CRIMP)	16	YELLOW	U29RT (2 CRIMPS)
YAV292TC38FXB	4/0 FLEX CLASS I, K, M	3/8	2.16 [55]	1.18 [30]	±.04 [1]	1.00 [25]	.40 [10]	4.62 [117]	.41 [10]	2.70 [69]	.16 [4]	.42 [11]	.94 [24]	.80 [20]	2-1/4 [57]	MY29-3 (2) MY29-11 (2)	Y644M (1 CRIMP)	16	YELLOW	U29RT (2 CRIMPS)
YAV292NTC38FXB	4/0 FLEX CLASS I, K, M	3/8	2.16 [55]	1.18 [30]	±.04 [1]	1.75 [44]	.40 [10]	5.37 [136]	.41 [10]	2.70 [69]	.16 [4]	.42 [11]	.94 [24]	.80 [20]	2-1/4 [57]	MY29-3 (2) MY29-11 (2)	Y644M (1 CRIMP)	16	YELLOW	U29RT (2 CRIMPS)
YAV292NFXB	4/0 FLEX CLASS I, K, M	1/2	2.16 [55]	1.18 [30]	±.04 [1]	1.75 [44]	.56 [14]	5.81 [148]	.62 [16]	2.70 [69]	.16 [4]	.64 [16]	.94 [24]	.80 [20]	2-1/4 [57]	MY29-3 (2) MY29-11 (2)	Y644M (1 CRIMP)	16	YELLOW	U29RT (2 CRIMPS)

NOTES:

1. MATERIAL: COPPER.
2. FINISH: ELECTRO-TIN PLATED.
3. CATALOG NUMBER "PUADP-1" ADAPTOR IS REQUIRED TO USE "U" TYPE DIES IN THE Y46 SERIES TOOLS.
4. REFERENCE THE BURNDY® PRODUCTS MASTER CATALOG "INSTALLATION TOOL INDEX" FOR ADDITIONAL TOOLING.
5. BELLED BARREL ENDS PROVIDE EASY CABLE INSERTION AND STRAIN RELIEF.
6. DIMENSIONS IN BRACKETS [] ARE IN MILLIMETERS ROUNDED OFF TO THE NEAREST MILLIMETER, UNLESS OTHERWISE NOTED, AND ARE FOR REFERENCE ONLY.
7. FOR UNDRILLED VERSIONS AND SUFFIX "U" TO END OF CATALOG NUMBER. FOR UNDRILLED VERSIONS,USE D MIN = N MAX + E MAX + Z MIN.
8. CONNECTORS ARE UL LISTED; UNDRILLED VERSIONS ARE NOT UL LISTED.
9. CONNECTORS ARE CSA CERTIFIED; UNDRILLED VERSIONS ARE NOT CSA CERTIFIED.
10. FOR "OIL TIGHT" SEAL ADD SUFFIX "DT" TO END OF CATALOG NUMBER.

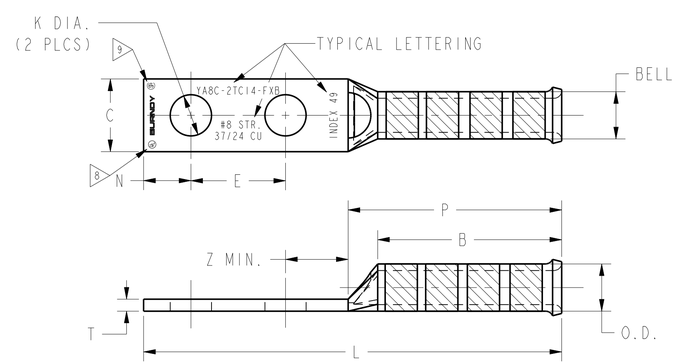

REV	DATE	DESCRIPTION	ECO	BY	C'H'K.
J	2017-10-06 00:00:00 EDT	ADD YA442NTC58FXB TO SALES DRAWING SE..208074-01.	47796	BM	MB

TO ORDER BURNDY® PRODUCTS CALL

UNITED STATES
1-800-346-4175 (LONDONDERRY, NH)

CANADA:
1-800-361-6975 (QUEBEC)
1-800-387-6487 (ALL OTHER PROVINCES)

FOR PRODUCT INFO: http://www.burndy.com

HYLUG™ BELLED,TELECOM

ITEM NO:	N/A	
CAT. NO:	YA-2-FXB- (TABLE)	
DRAWN BY:	J GAUDET	11/6/92
CHECKER:	K HENDRY	11/18/92
DSN APPVL:	C PALAGI	11/20/92
MFG APPVL:	--	--
QA APPVL:	A LLOYD	11/21/92
MKT APPVL:	L HERRON	11/23/92
PROD FAM:	--	
PROJECT #:	--	
DOCUMENT TYPE:	Sales	
REL LEVEL:	Released	

BURNDY

SCALE: NTS

SIZE	DRAWING NO	REV
D	SE208074	J

SHEET 3 OF 6

REV: PE0200

REV	DATE	DESCRIPTION	ECO	BY	C'H'K.
J	2017-10-06 00:00:00 EDT	ADD YA442NTC58FXB TO SALES DRAWING SE.,208074-01.	47796	BM	MB

CATALOG NUMBER	ACCOMMODATES FLEXIBLE CABLE CODE AWG	STUD SIZE	DIMENSIONS B	C	C TOL.	E (7)	K DIA.	L	N (7)	P	T	Z MIN. (7)	BELL	O.D.	CABLE STRIP LENGTH	INSTALLATION TOOLING: DIELESS TOOLS MECHANICAL HYTOOL™	HYDRAULIC HYPRESS™	(3) Y35, Y39, Y750, Y46 DIE INDEX	COLOR CODE	DIE NUMBER (# OF CRIMPS)
"CONNECTORS BELOW ARE FOR FLEXIBLE CONDUCTOR ONLY"																				
YA302TC38FXB	250 Kcmil FLEX CLASS G 259 STR. CLASS M 427 STR.	3/8	2.16 [55]	1.20 [30]	±.04 [1]	1.00 [25]	.40 [10]	4.61 [117]	.41 [10]	2.70 [69]	.16 [4]	.42 [11]	.95 [24]	.81 [21]	2-1/4 [57]	--- ---	Y644M (1 CRIMP)	16	YELLOW	U29RT (2 CRIMPS)
YA302NFXB	250 Kcmil FLEX CLASS G 259 STR. CLASS M 427 STR.	1/2	2.16 [55]	1.20 [30]	±.04 [1]	1.75 [44]	.56 [14]	5.80 [147]	.62 [16]	2.70 [69]	.16 [4]	.64 [16]	.95 [24]	.81 [21]	2-1/4 [57]	--- ---	Y644M (1 CRIMP)	16	YELLOW	U29RT (2 CRIMPS)
---	---	---	---	---	---	---	---	---	---	---	---	---	---	---	---	--- ---	--- ---	--- ---	--- ---	--- ---
YA312TC38FXB	263 Kcmil (650/24) 250 FLEX CLASS I, K, M	3/8	2.18 [55]	1.29 [33]	±.04 [1]	1.00 [25]	.40 [10]	4.66 [118]	.41 [10]	2.75 [70]	.18 [5]	.42 [11]	1.03 [26]	.88 [22]	2-1/4 [57]	--- ---	Y644M (1 CRIMP)	17	WHITE	U30RT (4 CRIMPS)
YA312NTC38FXB	263 Kcmil (650/24) 250 FLEX CLASS I, K, M	3/8	2.18 [55]	1.29 [33]	±.04 [1]	1.75 [44]	.40 [10]	5.41 [137]	.41 [10]	2.75 [70]	.18 [5]	.42 [11]	1.03 [26]	.88 [22]	2-1/4 [57]	--- ---	Y644M (1 CRIMP)	17	WHITE	U30RT (4 CRIMPS)
YA312NFXB	263 Kcmil (650/24) 250 FLEX CLASS I, K, M	1/2	2.18 [55]	1.29 [33]	±.04 [1]	1.75 [44]	.56 [14]	5.85 [149]	.62 [16]	2.75 [70]	.18 [5]	.64 [16]	1.03 [26]	.88 [22]	2-1/4 [57]	--- ---	Y644M (1 CRIMP)	17	WHITE	U30RT (4 CRIMPS)
---	---	---	---	---	---	---	---	---	---	---	---	---	---	---	---	--- ---	--- ---	--- ---	--- ---	--- ---
YA322TC38FXB	313.1 Kcmil (775/24)	3/8	2.32 [60]	1.40 [36]	±.04 [1]	1.00 [25]	.40 [10]	4.85 [123]	.41 [10]	2.94 [75]	.19 [5]	.42 [11]	1.12 [28]	.95 [24]	2-1/4 [57]	--- ---	Y644M (1 CRIMP)	18	RED	U31RT (4 CRIMPS)
YA322NTC38FXB	313.1 Kcmil (775/24)	3/8	2.32 [60]	1.40 [36]	±.04 [1]	1.75 [44]	.40 [10]	5.60 [142]	.41 [10]	2.94 [75]	.19 [5]	.42 [11]	1.12 [28]	.95 [24]	2-1/4 [57]	--- ---	Y644M (1 CRIMP)	18	RED	U31RT (4 CRIMPS)
YA322NFXB	313.1 Kcmil (775/24)	1/2	2.32 [60]	1.40 [36]	±.04 [1]	1.75 [44]	.56 [14]	6.04 [153]	.62 [16]	2.94 [75]	.19 [5]	.64 [16]	1.12 [28]	.95 [24]	2-1/4 [57]	--- ---	Y644M (1 CRIMP)	18	RED	U31RT (4 CRIMPS)
---	---	---	---	---	---	---	---	---	---	---	---	---	---	---	---	--- ---	--- ---	--- ---	--- ---	--- ---
YA342TC14E2FXB	373.7 Kcmil (925/24)	1/4	2.48 [63]	1.55 [39]	±.04 [1]	.75 [19]	.27 [7]	4.66 [118]	.31 [8]	3.17 [81]	.23 [6]	.33 [8]	1.24 [31]	1.06 [27]	2-9/16 [65]	--- ---	Y644M (1 CRIMP)	19	BLUE	U32RT (4 CRIMPS)
YA342TC38FXB	373.7 Kcmil (925/24)	3/8	2.48 [63]	1.55 [39]	±.04 [1]	1.00 [25]	.40 [10]	5.10 [130]	.41 [10]	3.17 [81]	.23 [6]	.42 [11]	1.24 [31]	1.06 [27]	2-9/16 [65]	--- ---	Y644M (1 CRIMP)	19	BLUE	U32RT (4 CRIMPS)
YA342NFXB	373.7 Kcmil (925/24)	1/2	2.48 [63]	1.55 [39]	±.04 [1]	1.75 [44]	.56 [14]	6.29 [160]	.62 [16]	3.17 [81]	.23 [6]	.64 [16]	1.24 [31]	1.06 [27]	2-9/16 [65]	--- ---	Y644M (1 CRIMP)	19	BLUE	U32RT (4 CRIMPS)
---	---	---	---	---	---	---	---	---	---	---	---	---	---	---	---	--- ---	--- ---	--- ---	--- ---	--- ---
YA362TC38FXB	444.4 Kcmil (1100/24)	3/8	2.95 [75]	1.73 [44]	±.06 [2]	1.00 [25]	.40 [10]	5.84 [148]	.50 [13]	3.72 [94]	.26 [7]	.52 [13]	1.40 [36]	1.18 [30]	3-1/16 [78]	--- ---	Y644M (1 CRIMP)	20	BROWN	U34RT (4 CRIMPS)
YA362NFXB	444.4 Kcmil (1100/24)	1/2	2.95 [75]	1.73 [44]	±.06 [2]	1.75 [44]	.56 [14]	6.84 [174]	.62 [16]	3.72 [94]	.26 [7]	.64 [16]	1.40 [36]	1.18 [30]	3-1/16 [78]	--- ---	Y644M (1 CRIMP)	20	BROWN	U34RT (4 CRIMPS)

NOTES:

1. MATERIAL: COPPER.
2. FINISH: TIN PLATED.
3. CATALOG NUMBER "PUADP-1" ADAPTOR IS REQUIRED TO USE "U" TYPE DIES IN THE Y46 SERIES TOOLS.
4. REFERENCE THE BURNDY® PRODUCTS MASTER CATALOG "INSTALLATION TOOL INDEX" FOR ADDITIONAL TOOLING.
5. BELLED BARREL ENDS PROVIDE EASY CABLE INSERTION AND STRAIN RELIEF.
6. DIMENSIONS IN BRACKETS [] ARE IN MILLIMETERS ROUNDED OFF TO THE NEAREST MILLIMETER, UNLESS OTHERWISE NOTED, AND ARE FOR REFERENCE ONLY.
7. FOR UNDRILLED VERSIONS AND SUFFIX "U" TO END OF CATALOG NUMBER. FOR UNDRILLED VERSIONS,USE D MIN = N MAX + E MAX + Z MIN.
8. CONNECTORS ARE UL LISTED; UNDRILLED VERSIONS ARE NOT UL LISTED.
9. CONNECTORS ARE CSA CERTIFIED; UNDRILLED VERSIONS ARE NOT CSA CERTIFIED.

SEE SHEET 1 FOR VIEWS AND TOLERANCES

TO ORDER BURNDY® PRODUCTS CALL

UNITED STATES
1-800-346-4175 (LONDONDERRY, NH)

CANADA:
1-800-361-6975 (QUEBEC)
1-800-387-6487 (ALL OTHER PROVINCES)

FOR PRODUCT INFO: http://www.burndy.com

TELECOM BELLED HYLUG™

ITEM NO:	N/A	
CAT. NO:	YA-2-FXB- (TABLE)	
DRAWN BY:	M.PITTENDREIGH	8/02/93
CHECKER:	R.ROBICHEAU	8/10/93
DSN APPVL:	C.PALAGI	8/11/93
MFG APPVL:	N/A	--
QA APPVL:	A.LLOYD	8/31/93
MKT APPVL:	M.BLAKE	8/26/93
PROD FAM:	--	
PROJECT #:	--	
DOCUMENT TYPE:	Sales	
REL LEVEL:	Released	

BURNDY

SCALE: NTS

DRAWING NO	REV
SE208074	J

SIZE: D

SHEET 4 OF 6

REV: PE0200

DRAWING NO. SE208074

CATALOG NUMBER	ACCOMMODATES FLEXIBLE CABLE CODE AWG	STUD SIZE	DIMENSIONS B	C	C TOL.	E (7)	K DIA.	L	N (7)	P	T (7)	Z MIN. (7)	BELL	O.D.	CABLE STRIP LENGTH	INSTALLATION TOOLING: DIELESS TOOLS: MECHANICAL HYTOOL™(CRIMPS)	HYDRAULIC HYPRESS™	(3) Y35, Y39, Y750, Y46: DIE INDEX	COLOR CODE	DIE NUMBER (# OF CRIMPS)
"CONNECTORS BELOW ARE FOR FLEXIBLE CONDUCTOR ONLY"																				
YA382TC38FXB	535.3 Kcmil (1325/24)	3/8	3.08 [78]	1.84 [47]	±.06 [2]	1.00 [25]	.40 [10]	6.01 [153]	.50 [13]	3.89 [99]	.26 [7]	.53 [13]	1.47 [37]	1.25 [32]	3-3/16 [81]	--- ---	Y644M (1 CRIMP)	L99	PINK	U38XRT (4 CRIMPS)
YA382NFXB	535.3 Kcmil (1325/24)	1/2	3.08 [78]	1.84 [47]	±.06 [2]	1.75 [4]	.56 [14]	7.01 [178]	.62 [16]	3.89 [99]	.26 [7]	.64 [16]	1.47 [37]	1.25 [32]	3-3/16 [81]	--- ---	Y644M (1 CRIMP)	L99	PINK	U38XRT (4 CRIMPS)
YA382FXBG2	535.3 Kcmil (1325/24)	3/8	3.08 [78]	1.84 [47]	±.06 [2]	2.00 [51]	.40 [10]	6.82 [173]	.41 [10]	3.90 [99]	.27 [7]	.42 [11]	1.47 [37]	1.25 [32]	3-3/16 [81]	--- ---	Y644M (1 CRIMP)	L99	PINK	U38XRT (4 CRIMPS)
YA382FXBG3	535.3 Kcmil (1325/24)	1/2	3.08 [78]	1.84 [47]	±.06 [2]	1.19 [30]	.52 [13]	6.26 [159]	.53 [13]	3.90 [99]	.27 [7]	.55 [14]	1.47 [37]	1.25 [32]	3-3/16 [81]	--- ---	Y644M (1 CRIMP)	L99	PINK	U38XRT (4 CRIMPS)
----	---- ----	----	--- ---	--- ---	--- ---	--- ---	--- ---	--- ---	--- ---	--- ---	--- ---	--- ---	--- ---	--- ---	--- ---	--- ---	---	---	--- ---
YA402NFXB	646 Kcmil (1600/24)	1/2	3.24 [82]	1.98 [50]	±.06 [2]	1.75 [44]	.56 [14]	7.22 [183]	.62 [16]	4.10 [104]	.30 [8]	.64 [16]	1.58 [40]	1.35 [34]	3-5/16 [84]	--- ---	Y644M (1 CRIMP)	24	BLACK	U39RT (4 CRIMPS)
----	---- ----	----	--- ---	--- ---	--- ---	--- ---	--- ---	--- ---	--- ---	--- ---	--- ---	--- ---	--- ---	--- ---	--- ---	--- ---	---	---	--- ---
YA442TC38FXB	777.7 Kcmil (1925/24)	3/8	3.33 [85]	2.19 [56]	±.06 [2]	1.00 [25]	.40 [10]	6.44 [163]	.50 [13]	4.29 [109]	.33 [8]	.42 [11]	1.76 [45]	1.50 [38]	3-7/16 [87]	--- ---	Y644M (1 CRIMP)	L115	YELLOW	U44XRT (4 CRIMPS)
YA442TC58E16FXB	777.7 Kcmil (1925/24)	5/8	3.33 [85]	2.19 [56]	±.06 [2]	1.75 [44]	.68 [17]	7.44 [189]	.62 [16]	4.29 [109]	.33 [8]	.64 [16]	1.76 [45]	1.50 [38]	3-7/16 [87]	--- ---	Y644M (1 CRIMP)	L115	YELLOW	U44XRT (4 CRIMPS)
YA442NFXB	777.7 Kcmil (1925/24)	1/2	3.33 [85]	2.19 [56]	±.06 [2]	1.75 [44]	.56 [14]	7.44 [189]	.62 [16]	4.29 [109]	.33 [8]	.64 [16]	1.76 [45]	1.50 [38]	3-7/16 [87]	--- ---	Y644M (1 CRIMP)	L115	YELLOW	U44XRT (4 CRIMPS)
----	---- ----	----	--- ---	--- ---	--- ---	--- ---	--- ---	--- ---	--- ---	--- ---	--- ---	--- ---	--- ---	--- ---	--- ---	--- ---	---	---	--- ---
YA462NFXB	1111 Kcmil (2750/24)	1/2	3.58 [91]	2.69 [68]	±.06 [2]	1.75 [44]	.56 [14]	7.91 [201]	.62 [16]	4.76 [121]	.39 [10]	.64 [16]	2.16 [55]	1.84 [47]	3-11/16 [94]	--- ---	--- ---	29	---	P45RT (4 CRIMPS)
YA462NFXBUNPL (10)	1111 Kcmil (2750/24)	1/2	3.58 [91]	2.69 [68]	±.06 [2]	1.75 [44]	.56 [14]	7.91 [201]	.62 [16]	4.76 [121]	.39 [10]	.64 [16]	2.16 [55]	1.84 [47]	3-11/16 [94]	--- ---	--- ---	29	---	P45RT (4 CRIMPS)
YA462NFXBDTS	1111 Kcmil (2750/24)	1/2	3.58 [91]	2.69 [68]	±.06 [2]	1.75 [44]	.56 [14]	7.91 [201]	.62 [16]	4.76 [121]	.39 [10]	.64 [16]	2.16 [55]	1.84 [47]	3-11/16 [94]	--- ---	--- ---	29	---	P45RT (4 CRIMPS)
YA482NFXB	1550 Kcmil, CLASS K	1/2	3.90 [99]	3.10 [79]	±.06 [2]	1.75 [44]	.56 [14]	8.42 [214]	.62 [16]	5.23 [133]	.46 [12]	.64 [16]	2.50 [64]	2.13 [54]	4-1/16 [103]	--- ---	--- ---	33	GRAY	L47RT Y60BH HYPRESS™ (2 CRIMPS)

NOTES:

1. MATERIAL: COPPER
2. FINISH:TIN PLATED. FOR UNPLATED PARTS USE SUFFIX "UNPL" (EXAMPLE: YA26LTC12FXUNPL). FOR UNPLATED PARTS WITH INK MARKED BARREL USE SUFFIX "BR" (EXAMPLE: YAV6CLTC38FXBR).
3. CATALOG NUMBER "PUADP-1" ADAPTOR IS REQUIRED TO USE "U" TYPE DIES IN THE Y46 SERIES TOOLS.
4. REFERENCE THE BURNDY® PRODUCTS MASTER CATALOG "INSTALLATION TOOL INDEX" FOR ADDITIONAL TOOLING.
5. BELLED BARREL ENDS PROVIDE EASY CABLE INSERTION AND STRAIN RELIEF.
6. DIMENSIONS IN BRACKETS [] ARE IN MILLIMETERS ROUNDED OFF TO THE NEAREST MILLIMETER, UNLESS OTHERWISE NOTED, AND ARE FOR REFERENCE ONLY.
7. FOR UNDRILLED VERSIONS AND SUFFIX "U" TO END OF CATALOG NUMBER. FOR UNDRILLED VERSIONS,USE D MIN = N MAX + E MAX + Z MIN.
8. CONNECTORS ARE UL LISTED; UNDRILLED VERSIONS ARE NOT UL LISTED.
9. CONNECTORS ARE CSA CERTIFIED; UNDRILLED VERSIONS ARE NOT CSA CERTIFIED.
10. DTS SUFFIX STANDS FOR OIL SEAL TIGHT BRAZING.

REV	DATE	DESCRIPTION	ECO	BY	C'H'K.
J	2017-10-06 00:00:00 EDT	ADD YA442NTC58FXB TO SALES DRAWING SE..208074-01.	47796	BM	MB

TO ORDER BURNDY® PRODUCTS CALL

UNITED STATES
1-800-346-4175 (LONDONDERRY, NH)

CANADA:
1-800-361-6975 (QUEBEC)
1-800-387-6487 (ALL OTHER PROVINCES)

FOR PRODUCT INFO: http://www.burndy.com

TELECOM BELLED HYLUG™

ITEM NO:	N/A	
CAT. NO:	YA-2-FXB- (TABLE)	
DRAWN BY:	J. AYER	04/08/96
CHECKER:	J. MICHAUD	04/09/96
DSN APPVL:	C. PALAGI	01/24/96
MFG APPVL:	--	--
QA APPVL:	C.KOWALCZYK	11/07/2014
MKT APPVL:	K.BOUTIN	11/05/2014
PROD FAM:	-	
PROJECT #:	-	
DOCUMENT TYPE:	Sales	
REL LEVEL:	Released	

BURNDY

SCALE: NTS

SIZE	DRAWING NO	REV
D	SE208074	J
	SHEET 5 OF 6	

REV: PE0200

DRAWING NO. SE208074

CATALOG NUMBER	ACCOMMODATES FLEXIBLE CABLE CODE AWG	STUD SIZE	FIG.	DIMENSIONS B	C	C TOL.	E 7	H	K DIA.	L	N 7	P	T	Z 7 MIN.	BELL	O.D.	CABLE STRIP LENGTH	INSTALLATION TOOLING: DIELESS TOOLS: MECHANICAL HYTOOL™ (CRIMPS)	HYDRAULIC HYPRESS™ (CRIMPS)	Y35, Y39, Y750, Y46, PAT750 3: DIE INDEX	COLOR CODE	DIE NUMBER (# OF CRIMPS)
YAV6C2TC14FXB45	#6 (61/24)	1/4	1	1.22 [31]	.48 [12]	±.04 [1]	.62 [16]	1.28 [33]	.27 [7]	2.53 [64]	.31 [8]	1.41 [36]	.08 [2]	.33 [8]	.37 [9]	.31 [8]	1-5/16 [33]	MY29-3 (2) MY29-11 (2)	Y644M (1 CRIMP)	7	BLUE	U5CRT (2 CRIMPS)
YAV6C2TC14FXB90	#6 (61/24)	1/4	2	1.22 [31]	.48 [12]	±.04 [1]	.62 [16]	1.61 [41]	.27 [7]	1.52 [39]	.31 [8]	1.41 [36]	.08 [2]	.33 [8]	.37 [9]	.31 [8]	1-5/16 [33]	MY29-3 (2) MY29-11 (2)	Y644M (1 CRIMP)	7	BLUE	U5CRT (2 CRIMPS)
YAV282TC38FXB45	4/0 STR. (550/24) 4/0 AWG	3/8	1	1.77 [45]	1.14 [29]	±.04 [1]	1.00 [25]	2.27 [58]	.40 [10]	3.92 [100]	.41 [10]	2.28 [58]	.14 [4]	.42 [11]	.90 [23]	.77 [20]	1-7/8 [48]	MY29-3 (2) MY29-11 (2)	Y644M (1 CRIMP)	15	PURPLE	U28RT (2 CRIMPS)
YAV282TC38FXB90	4/0 STR. (550/24) 4/0 AWG	3/8	2	1.77 [45]	1.14 [29]	±.04 [1]	1.00 [25]	2.64 [67]	.40 [10]	2.39 [61]	.41 [10]	2.28 [58]	.14 [4]	.42 [11]	.90 [23]	.77 [20]	1-7/8 [48]	MY29-3 (2) MY29-11 (2)	Y644M (1 CRIMP)	15	PURPLE	U28RT (2 CRIMPS)
YAV282NFXB45	4/0 STR. (550/24) 4/0 AWG	3/8	1	1.77 [45]	1.14 [29]	±.04 [1]	1.75 [44]	2.27 [58]	.56 [14]	5.10 [130]	.62 [16]	2.28 [58]	.14 [4]	.64 [16]	.90 [23]	.77 [20]	1-7/8 [48]	MY29-3 (2) MY29-11 (2)	Y644M (1 CRIMP)	15	PURPLE	U28RT (2 CRIMPS)
YAV282NFXB90	4/0 STR. (550/24) 4/0 AWG	3/8	2	1.77 [45]	1.14 [29]	±.04 [1]	1.75 [44]	2.64 [67]	.56 [14]	3.57 [91]	.62 [16]	2.28 [58]	.14 [4]	.64 [16]	.90 [23]	.77 [20]	1-7/8 [48]	MY29-3 (2) MY29-11 (2)	Y644M (1 CRIMP)	15	PURPLE	U28RT (2 CRIMPS)
YA342NFXB45	373.7 kcmil (925/24)	1/2	1	2.48 [63]	1.55 [39]	±.04 [1]	1.75 [44]	3.18 [81]	.56 [14]	5.93 [151]	.62 [16]	3.17 [81]	.23 [6]	.64 [16]	1.24 [32]	1.06 [27]	2-9/16 [65]	--- ---	Y644M (1 CRIMP)	19	BLUE	U32RT (4 CRIMPS)
YA342NFXB90	373.7 kcmil (925/24)	1/2	2	2.48 [63]	1.55 [39]	±.04 [1]	1.75 [44]	3.65 [93]	.56 [14]	3.73 [95]	.62 [16]	3.17 [81]	.23 [6]	.64 [16]	1.24 [32]	1.06 [27]	2-9/16 [65]	--- ---	Y644M (1 CRIMP)	19	BLUE	U32RT (4 CRIMPS)
YA382NFXB45	535.3 kcmil (1325/24)	1/2	1	3.08 [78]	1.84 [47]	+.03 -.06	1.75 [44]	3.77 [96]	.56 [14]	6.46 [164]	.62 [16]	3.89 [99]	.26 [7]	.64 [16]	1.47 [37]	1.25 [32]	3-3/16 [81]	--- ---	Y644M (1 CRIMP)	L99	PINK	U38XRT (4 CRIMPS)
YA382NFXB90	535.3 kcmil (1325/24)	1/2	2	3.08 [78]	1.84 [47]	+.03 -.06	1.75 [44]	4.45 [113]	.56 [14]	3.84 [98]	.62 [16]	3.89 [99]	.26 [7]	.64 [16]	1.47 [37]	1.25 [32]	3-3/16 [81]	--- ---	Y644M (1 CRIMP)	L99	PINK	U38XRT (4 CRIMPS)
YA382TC38FXB45	535.3 kcmil (1325/24)	3/8	1	3.08 [78]	1.84 [47]	+.03 -.06	1.00 [25]	3.77 [96]	.40 [10]	5.46 [139]	.50 [13]	3.89 [99]	.26 [7]	.53 [13]	1.47 [37]	1.25 [32]	3-3/16 [81]	--- ---	Y644M (1 CRIMP)	L99	PINK	U38XRT (4 CRIMPS)
YA382TC38FXB90	535.3 kcmil (1325/24)	3/8	2	3.08 [78]	1.84 [47]	+.03 -.06	1.00 [25]	4.45 [113]	.40 [10]	2.86 [73]	.50 [13]	3.89 [99]	.26 [7]	.53 [13]	1.47 [37]	1.25 [32]	3-3/16 [81]	--- ---	Y644M (1 CRIMP)	L99	PINK	U38XRT (4 CRIMPS)
YA402NFXB45	646 kcmil (1600/24)	1/2 [M12]	1	3.24 [82]	1.98 [50]	±.06 [2]	1.75 [44]	4.01 [102]	.56 [14]	6.69 [170]	.62 [16]	4.10 [104]	.30 [8]	.64 [16]	1.58 [40]	1.35 [34]	3-5/16 [84]	--- ---	Y644M (1 CRIMP)	24	BLACK	U39RT (4 CRIMPS)
YA402NFXB90	646 kcmil (1600/24)	1/2 [M12]	2	3.24 [82]	1.98 [50]	±.06 [2]	1.75 [44]	4.73 [120]	.56 [14]	3.91 [99]	.62 [16]	4.10 [104]	.30 [8]	.64 [16]	1.58 [40]	1.35 [34]	3-5/16 [84]	--- ---	Y644M (1 CRIMP)	24	BLACK	U39RT (4 CRIMPS)

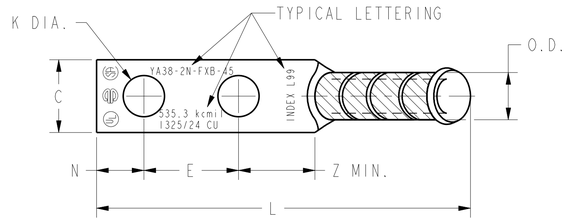

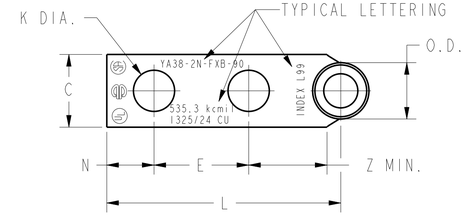

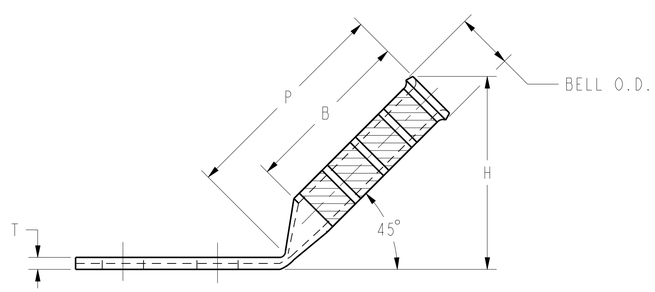

FIG. 1

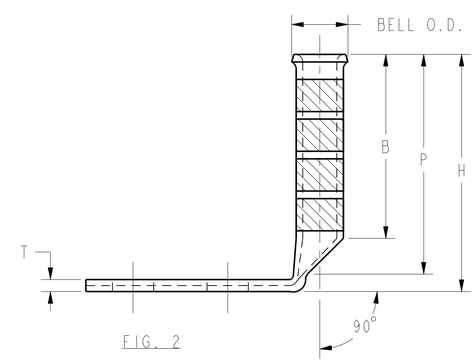

FIG. 2

NOTES:

1. MATERIAL: COPPER.
2. FINISH: TIN PLATED.
3. CATALOG NUMBER "PUADP-1" ADAPTOR IS REQUIRED TO USE "U" TYPE DIES IN THE Y46 SERIES TOOLS.
4. REFERENCE THE BURNDY® MASTER CATALOG "INSTALLATION TOOL INDEX" FOR ADDITIONAL TOOLING.
5. BELLED BARREL ENDS PROVIDE EASY CABLE INSERTION AND STRAIN RELIEF.
6. DIMENSIONS IN BRACKETS [] ARE IN MILLIMETERS ROUNDED OFF TO THE NEAREST MILLIMETER, UNLESS OTHERWISE NOTED, AND ARE FOR REFERENCE ONLY.
7. FOR UNDRILLED VERSIONS AND SUFFIX "U" TO END OF CATALOG NUMBER. FOR UNDRILLED VERSIONS,USE D MIN = N MAX + E MAX + Z MIN.
8. CONNECTORS ARE "UL" LISTED; UNDRILLED VERSIONS ARE NOT "UL" LISTED.
9. CONNECTORS ARE "CSA" CERTIFIED; UNDRILLED VERSIONS ARE NOT "CSA" CERTIFIED.

REV	DATE	DESCRIPTION	ECO	BY	C'H'K.
J	2017-10-06 00:00:00 EDT	ADD YA442NTC58FXB TO SALES DRAWING SE..208074-01	47796	BM	MB

TO ORDER BURNDY® PRODUCTS CALL

UNITED STATES
1-800-346-4175 (LONDONDERRY, NH)

CANADA:
1-800-361-6975 (QUEBEC)
1-800-387-6487 (ALL OTHER PROVINCES)

FOR PRODUCT INFO: http://www.burndy.com

BELLED HYLUG™

ITEM NO:	N/A	
CAT. NO:	YA-2-FXB- (TABLE)	
DRAWN BY:	J. AYER	4/8/96
CHECKER:	J. MICHAUD	4/9/96
DSN APPVL:	C. PALAGI	1/24/96
MFG APPVL:	--	--
QA APPVL:	--	--
MKT APPVL:	P. WERTHMAN	2/19/96
PROD FAM:	--	
PROJECT #:	--	
DOCUMENT TYPE:	Sales	
REL LEVEL:	Released	

BURNDY

SCALE: NTS

SIZE	DRAWING NO	REV
D	SE208074	J

SHEET 6 OF 6

REV: PE0200