

C-WP-A-SL-8L/16L Series

LED Architectural Slim Wall Pack/Flood - Medium/Large

Replaces 250W MH/400 MH

C-LITE
LED LIGHTING BY CREE

**EXCEPTIONAL ILLUMINATION FOR YOUR ENTIRE
BUILDING PERIMETER WITH A CONSISTENT LOOK.**



PRODUCT SPECIFICATIONS

OVERVIEW

- Initial Delivered Lumens: 8,100, 15,800
- CRI: ≥ 70
- CCT: Neutral White (4000K), Cool White 5000K
- Input Power: 80 Watts, 150 Watts
- Dimmable: No
- Operating Minimum: -40°C (-40°F)
- Lifespan: Estimated 50,000 Hours (80W), 133,000 Hours (150W)
- Power Factor: > 0.9
- Total Harmonic Distortion: $< 20\%$
- Limited Warranty: 5 Years*
- Replaces 250W MH, 400W MH

RECOMMENDED USE	INPUT VOLTAGE	VERSATILE	
<ul style="list-style-type: none">• Security• Perimeter Lighting• When control of spill light is important• Flood and uplighting with adjustable mounting accessories	<ul style="list-style-type: none">• Universal (120V through 277V Operation)	<ul style="list-style-type: none">• Floodlight - Wall Mounted (use C-ACC-A-AUBAS-LG-DB)• Floodlight - Pole Mounted (use C-ACC-A-2SFAS-LG-DB)	<ul style="list-style-type: none">• Floodlight - Ground Mounted (use C-ACC-A-SMBAS-DB)

ORDERING INFORMATION

Example: C-WP-A-SL-8L-40K-DB

C-WP-A	SL			DB
PRODUCT	TYPE	LUMEN PACKAGE	CCT	COLOR
C-WP-A	SL LED Architectural Slim Wall Pack/Flood	8L 8,100 Lumens (Medium) 80W 16L 15,800 Lumens (Large) 150W	40K Neutral White (4000K) 50K Cool White (5000K)	DB Dark Bronze

CERTIFICATIONS:

US: c-lite.com T (800) 236-6800 F (262) 504-5415

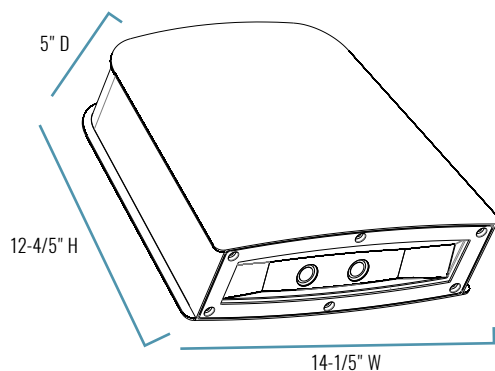
Canada: www.cree.com/canada T (800) 473-1234 F (800) 890-7507

Rev. Date: V3 11/30/2017

For informational purposes only. Content is subject to change. *See lighting.cree.com/warranty for details



C-WP-A-SL-8L/16L Series



SERIES OVERVIEW

DIMENSIONS	PRODUCT WEIGHT	MOUNTING HEIGHT	SPACING
5" D x 14-1/5" W x 12-4/5" H	11.2 lbs. (80W) 12.2 lbs. (150W)	8 to 25 feet	1 to 2 times the mounting height

FIXTURE SPECIFICATIONS

HOUSING	Sturdy, die-cast aluminum housing Dark bronze polyester powder-coat finish
LENS ASSEMBLY	Tempered glass lens is thermal, shock & impact resistant
MOUNTING	Included mounting plate mounts over 4" square or octagonal junction box

ELECTRICAL PERFORMANCE

OPERATING MINIMUM	LIFESPAN L ₇₀ AT 25°C (77°F)	POWER FACTOR	TOTAL HARMONIC DISTORTION	DIMMABLE
-40°C (-40°F)	Estimated 50,000 Hours (80W) 133,000 Hours (150W)	> 0.9	< 20%	No





INPUT VOLTAGE	120V	208V	240V	277V
CURRENT DRAW (Amps)	0.66A (80W) 1.25A (150W)	0.38A (80W) 0.72A (150W)	0.33A (80W) 1.63A (150W)	0.28A (80W) 1.54A (150W)

WARRANTY AND CERTIFICATIONS

WARRANTY	UL LISTED	DLC
5-Year Limited*	Damp Locations	DLC Qualified

C-WP-A-SL-8L/16L Series

ACCESSORIES

	<p>PHOTOCELL - BUTTON, 120V/208V/240V/277V</p> <p>SKU: C-ACC-A-PCCELL-LV (120V) C-ACC-A-PCCELL-HV (208V/240V/277V)) USE: Can only be installed with one of the mounting accessories listed. Photocell is field installed and drilling of the back box is required.</p>
	<p>SURFACE MOUNTING BOX</p> <p>SKU: C-ACC-A-SMBAS-DB USE: For use where there is no existing junction box or for easy through-wiring</p>
	<p>2" ADJUSTABLE SLIP FITTER</p> <p>SKU: C-ACC-A-2SFAS-LG-DB USE: Fits over 2-3/8" O.D. pipe</p>
	<p>ADJUSTABLE U-BRACKET</p> <p>SKU: C-ACC-A-AUBAS-LG-DB USE: Comes with 24" cord</p>

© 2017 Cree, Inc. and/or one of its subsidiaries. All rights reserved. For informational purposes only. Content is subject to change. Patent www.cree.com/patents. The CREE LEDs logo, C-LITE™ and the C-LITE logo are trademarks of Cree, Inc. The UL logo is a registered trademark of UL LLC. The DLC QPL logo is a registered trademark of Northeast Energy Efficiency Partnerships, Inc.

US: c-lite.com T (800) 236-6800 F (262) 504-5415

Canada: www.cree.com/canada T (800) 473-1234 F (800) 890-7507

Rev. Date: V3 11/30/2017

For informational purposes only. Content is subject to change. *See lighting.cree.com/warranty for details

C-LITE
LED LIGHTING BY CREE