

C-AR-A-SQT5 Series

LED Shoebox-Style Area Light - Type V

Replaces 320W PSMH/400W MH

C-LITE
LED LIGHTING BY CREE

REPLACE 320W PSMH/400W MH WITH TYPE V OPTIC

A one-for-one replacement for traditional shoebox-style area lights! Wire to a new or existing pole for an instant application upgrade, all while consuming over 65% less power than 320W PSMH / 400W MH

Fixture is only intended for mounting orientations from 0° - 90° tilt. • Do NOT use as an uplight.



PRODUCT SPECIFICATIONS

OVERVIEW

- Initial Delivered Lumens: 15,200 or 16,100
- CRI: ≥ 70
- CCT: Cool White 5000K, Neutral White 4000K
- Mounting: Sold Separately
- Input Power: 119 Watts
- Dimmable: No
- Operating Minimum: -40°C (-40°)
- Lifespan: Estimated >127,000 Hours
- Power Factor: > 0.9
- Total Harmonic Distortion: $< 20\%$
- Limited Warranty: 5 Years*
- Replaces 320W PSMH/400W MH

TYPE V DISTRIBUTION	RECOMMENDED USE	INPUT VOLTAGE
<ul style="list-style-type: none">• Symmetric light distribution• Optimized optics for increased light control and reduced hot spots	<ul style="list-style-type: none">• General Area Lighting• Parking Lots & Walkways• Perimeter Lighting	<ul style="list-style-type: none">• Universal (120V through 277V Operation)

ORDERING INFORMATION

Example: C-AR-A-SQT5-15L-50K-DB

C-AR-A	SQT5			DB
PRODUCT	TYPE	LUMEN PACKAGE	CCT	COLOR
C-AR-A	SQT5 Shoe-Box Style, Type V	15L 15,200 Lumens 119W	50K Cool White (5000K)	DB Dark Bronze
		16L 16,100 Lumens 119W	40K Neutral White (4000K)	

CERTIFICATIONS:

US: c-lite.com T (800) 236-6800 F (262) 504-5415

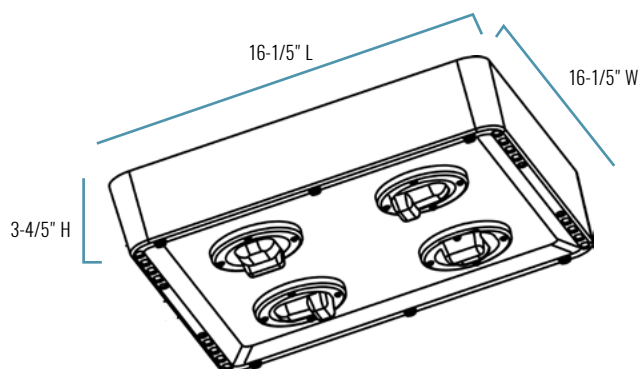
Canada: www.cree.com/canada T (800) 473-1234 F (800) 890-7507

Rev. Date: V2 05/08/2018

For informational purposes only. Content is subject to change. *See lighting.cree.com/warranty for details



C-AR-A-SQT5 Series



SERIES OVERVIEW

DIMENSIONS	PRODUCT WEIGHT	MOUNTING HEIGHT	SPACING
16-1/5" L x 16-1/5" W x 3-4/5" H	18.0 lbs.	15 to 25 feet	N/A

FIXTURE SPECIFICATIONS

HOUSING	Durable, die-cast aluminum housing with heat dissipating fins Dark bronze polyester powder-coat finish
LENS ASSEMBLY	Optimized Type V optics for uniform light distribution
MOUNTING	Not for use in uplight applications Intended for mounting orientations from 0° - 90° tilt Mounting sold separately and options available on page 3

ELECTRICAL PERFORMANCE

OPERATING MINIMUM	LIFESPAN L ₇₀ AT 25°C (77°F)	POWER FACTOR	TOTAL HARMONIC DISTORTION	DIMMABLE
- 40°C (-40°F)	Estimated >127,000 Hours	> 0.9	< 20%	No


INPUT VOLTAGE	120V	208V	240V	277V
CURRENT DRAW (Amps):	1.11A	0.63A	0.55A	0.47A

WARRANTY AND CERTIFICATIONS




WARRANTY	UL LISTED	DLC
5 Year Limited*	Wet Locations (0°-90° Tilt Only)	DLC Premium Qualified

C-AR-A-SQT5 Series

ACCESSORIES

	PHOTOCELL - BUTTON, 120V/208V/240V/277V
	<p>SKU: C-ACC-A-PCCELL-LV (120V) C-ACC-A-PCCELL-HV-TL (208V/240V/277V))</p> <p>USE: Photocell is field installed. For use with 2" adjustable slip fitter only</p>

MOUNTING OPTIONS

	6" MOUNTING ARM
	<p>SKU: C-ACC-A-SBMTARM-6IN-DB</p> <p>USE: For pole mounting. For use only with C-AR-A-SQT Series</p>
	2" SLIP FITTER
	<p>SKU: C-ACC-A-MTSL-2IN</p> <p>USE: For pole mounting. Fits over 2-3/8" O.D. pipe</p>
	ADJUSTABLE U-BRACKET
	<p>SKU: C-ACC-A-AUB-DB</p> <p>USE: For pole mounting. For use only with C-AR-A-SQT Series</p>

© 2017 Cree, Inc. and/or one of its subsidiaries. All rights reserved. For informational purposes only. Content is subject to change. Patent www.cree.com/patents. The CREE LEDs logo, C-LITE™ and the C-LITE logo are trademarks of Cree, Inc. The UL logo is a registered trademark of UL LLC. The DLC QPL Premium logo is a trademark of Northeast Energy Efficiency Partnerships, Inc.

US: c-lite.com T (800) 236-6800 F (262) 504-5415

Canada: www.cree.com/canada T (800) 473-1234 F (800) 890-7507

Rev. Date: V2 05/08/2018

For informational purposes only. Content is subject to change. *See lighting.cree.com/warranty for details

C-LITE
LED LIGHTING BY CREE