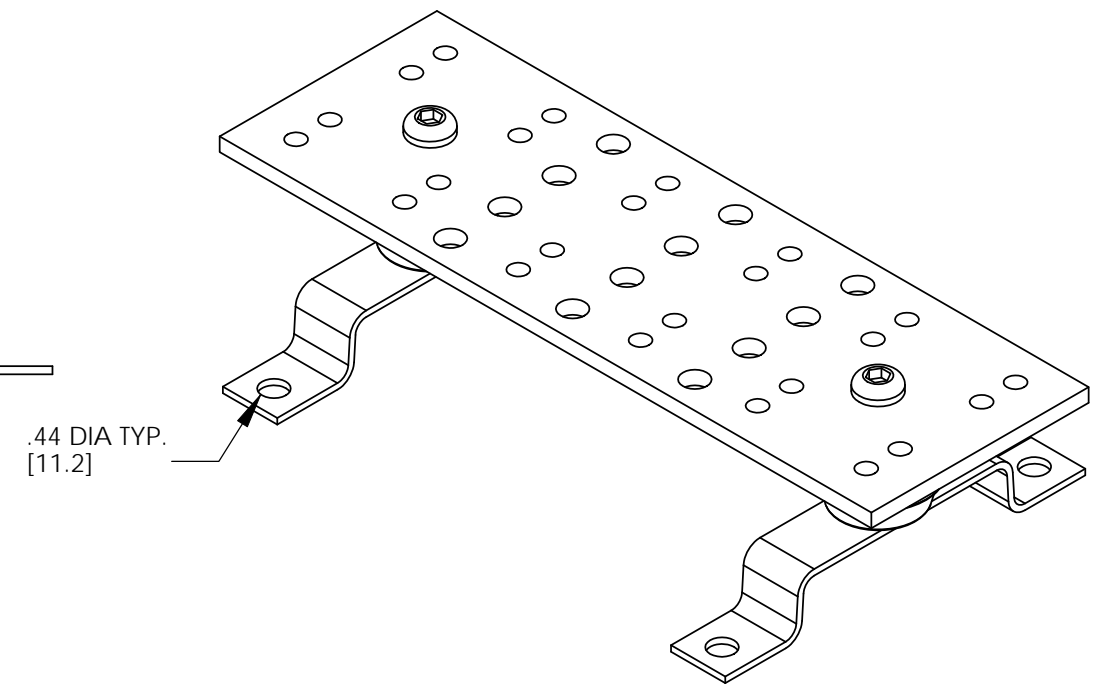
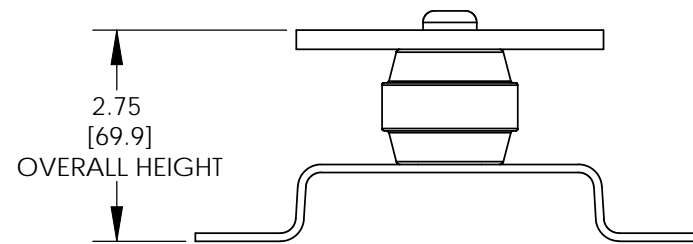
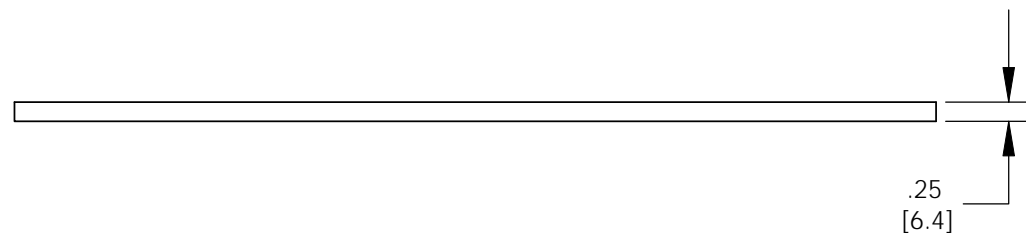
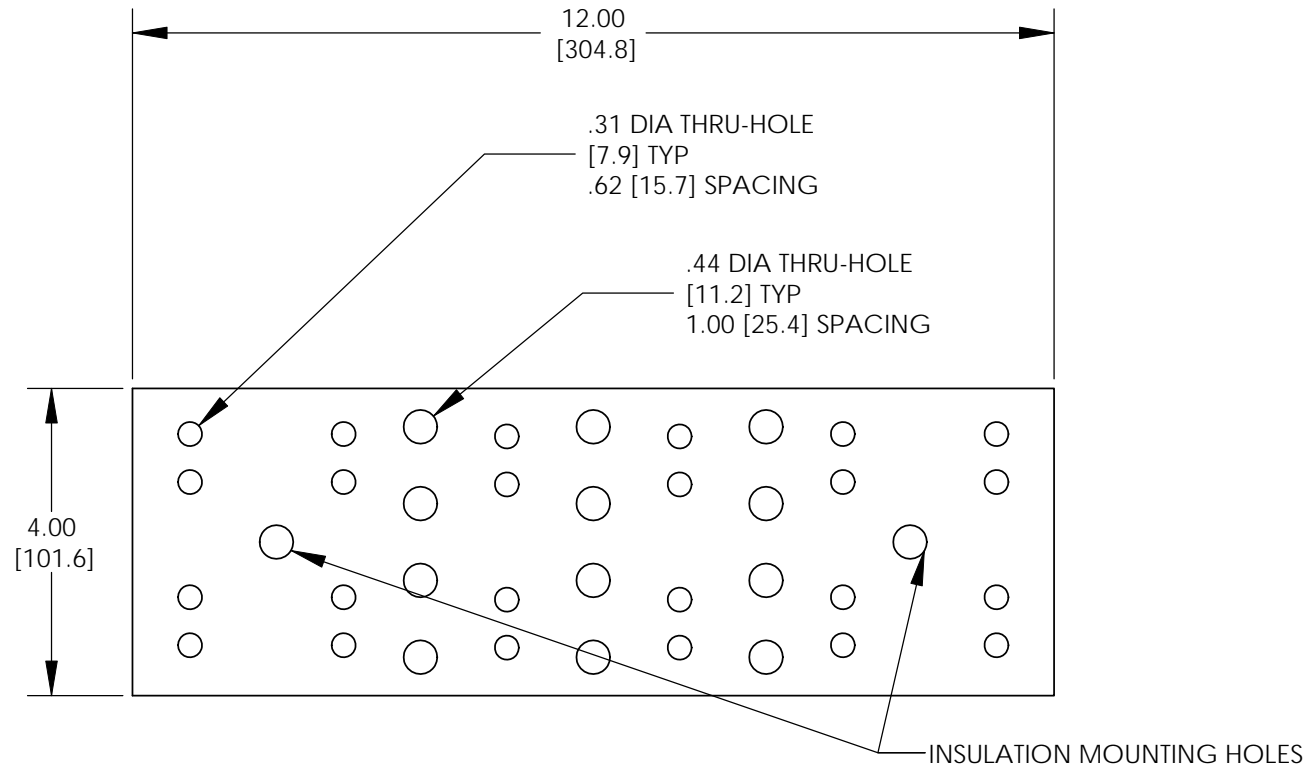


THIS COPY IS PROVIDED ON A RESTRICTED BASIS AND IS NOT TO BE USED IN ANY WAY DETRIMENTAL TO THE INTERESTS OF PANDUIT CORP.



NOTES:

1. KIT COMES FULLY ASSEMBLED
2. KIT INCLUDES BUSBAR, MOUNTING BRACKETS, INSULATORS, AND MOUNTING HARDWARE.
3. MEETS BICSI/J-STD-607-A
4. DIMENSIONS IN PARENTHESIS ARE MILLIMETERS.



05	12/10	JHNU	JHNU	REVISED AGENCY LOGO	N41502BA-C41502	FLD	FLD
04	2/09	JHNU	JHNU	REVISED BUSBAR HOLE PATTERN			
03	11/08	JHNU	JHNU	REVISED DRAWING LAYOUT, REMVOED BRACKET VIEWS			
---	-----	----	----	CONVERTED DRAWING TO SOLIDWORKS REVISED BUSBAR BRACKET GEOMETRY			
02	11/08	JHNU	DWDA	REVISED DRAWING TO CURRENT STANDARD			
---	-----	----	----	REVISED HEIGHT DIMENSION: 1.00 WAS 1.50 ADDED NOTE 3 ADDED OVERALL HEIGHT DIMENSION TO ISO VIEW			
01	9/06	JHNU	LEM				
00	2/05	JHNU	LEM	DRAWING RELEASED			
<b>REV</b>	<b>DATE</b>	<b>BY</b>	<b>CHK</b>	<b>DESCRIPTION</b>	<b>ECN</b>	<b>-R</b>	<b>SUP</b>

**PANDUIT CORP. TINLEY PARK, ILLINOIS**

**GROUNDING BUSBAR  
(GB4B0612TPI)  
CUSTOMER DRAWING**

**UNLESS OTHERWISE SPECIFIED  
DIMENSIONAL TOLERANCES ARE:**  
(.X) ±      (.XXX) ±  
(.XX) ±     ANGLES ±

**UNLESS OTHERWISE SPECIFIED,  
ALL DIMENSIONS ARE GIVEN IN  
INCHES, THIRD ANGLE PROJECTION**

**DRAWN BY**  
JHNU  
**DATE**  
2/05  
**CHK'D**

**MAT'L:**

**SCALE** NONE

**DRAWING NO / CAD FILE**  
C41502\_05  
**DWG SIZE**  
B