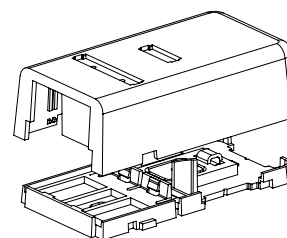
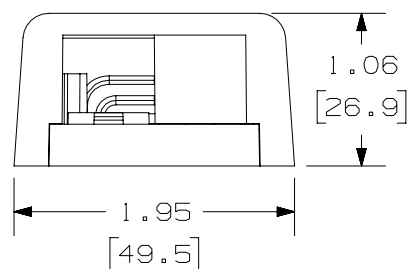
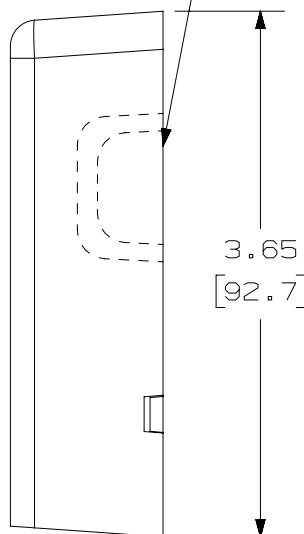
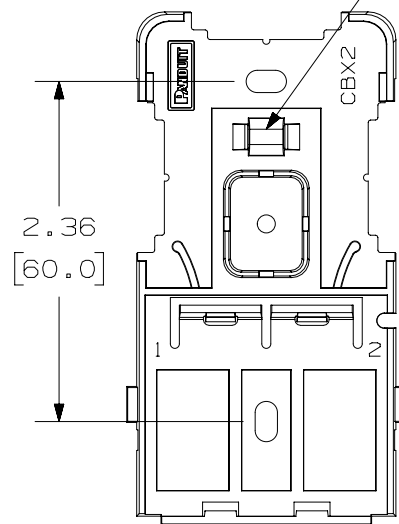


THIS COPY IS PROVIDED ON A RESTRICTED BASIS AND IS NOT TO BE USED IN ANY WAY DETRIMENTAL TO THE INTERESTS OF PANDUIT CORP.

COVER REMOVED FOR CLARITY

PAN-TY LOOP
FOR CABLE HOLD-DOWN

BREAKOUT AREA
(3 PLACES)



NOTES:

1. SEE CURRENT CATALOG FOR ADDITIONAL PART NUMBER SUFFIXES TO INDICATE COLOR AND OR PACKAGE QUANTITY.
2. SEE CATALOG FOR A COMPLETE LIST OF PARTS APPLICABLE FOR USE WITH THIS PART.
3. DIMENSIONS IN PARENTHESES ARE IN METRIC.
4. ALSO INCLUDED WITH BOX:
 - 1- BOX BASE
 - 1- BOX COVER
 - 2- MOUNTING SCREW
 - 2- STRIP OF 1.25" X .75" FOAM TAPE FOR MOUNTING
 - 1- COLOR COORDINATED LABEL/SCREW COVER
 - 1- CLEAR LABEL/SCREW COVER
 - 1- COLOR COORDINATED LABEL COVER
 - 1- CLEAR LABEL COVER
 - 1- CABLE TIE (PLT1.51-C)
5. BASE HAS ONE POCKET FOR OPTIONAL MAGNET (CBM-X)
6. BREAKOUTS DESIGNED TO ACCEPT LD3 OR LD5 SERIES RACEWAY.

NO WARRANTY, EXPRESSED OR IMPLIED, IS MADE BY PANDUIT WITH RESPECT TO ADHESIVE BOND PERFORMANCE, AMONG OTHER THINGS, THE CONDITIONS UNDER WHICH THESE MOUNTS MAY BE APPLIED AND/OR THE SURFACE TO WHICH THEY MAY BE APPLIED ARE BEYOND PANDUIT'S CONTROL.

PANDUIT P/N

WEIGHT

UICBX2**-A

.75 LB/10 PCS
(341.6 g/10 PCS)

PART NUMBER

UICBX2** - A

TITLE

MINI-COM 2 POSITION ULTIMATE ID SURFACE MOUNT
BOX

CUSTOMER DRAWING

ITEM REVISION NAME

M01700AR/04

DATASET FILE NAME

M01700AR_DC/04C

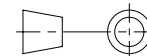
UNLESS OTHERWISE SPECIFIED,
DIMENSIONAL TOLERANCES ARE: IN [mm]

.X ±

.XXX ± .010 [.3]

.XX ± .03 [.8]

ANGLES ±



THIRD ANGLE
PROJECTION

MATERIAL:

ABS

DRAWING NUMBER:

01700-08

DRAWN BY

JSP

DATE

9-19-06

CHK

EB

SCALE

NONE

SHT 1 OF 1

SIZE

A

2	5/22/14	JSP	REFR	MMR	REVISED AND REDRAWN, PREVIOUS REVISIONS HAVE BEEN OMITTED.	01700-08
REV	DATE	BY	CHK	APR	DESCRIPTION	ECN