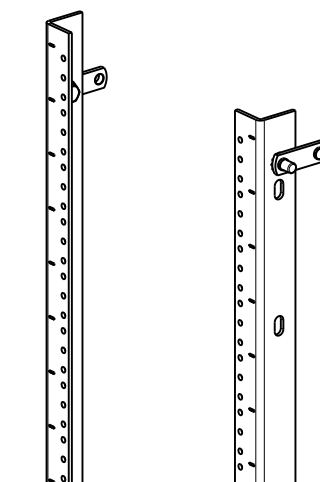
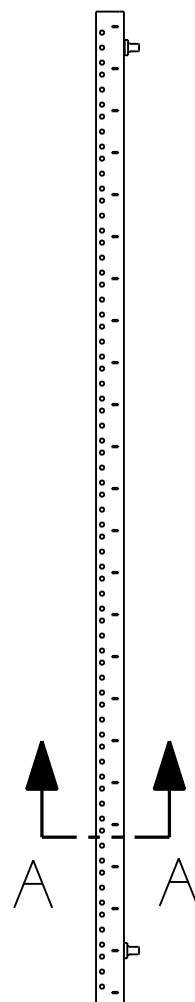
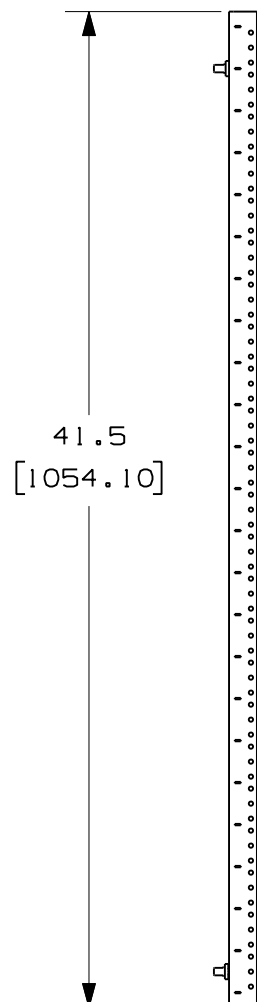
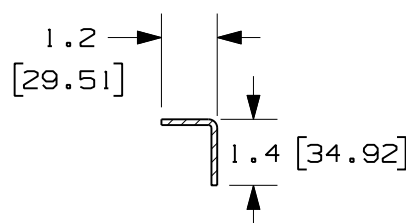


THIS COPY IS PROVIDED ON A RESTRICTED BASIS AND IS NOT TO BE USED IN ANY WAY DETRIMENTAL TO THE INTERESTS OF PANDUIT CORP.

PANDUIT P/N	WEIGHT
CNRTS	6.0 LBS/EACH 2.7 kg/EACH



DETAIL OF RAILS



SECTION A - A
SCALE 1 : 4

NOTES:

- VISIT OUR ON-LINE CATALOG AT WWW.PANDUIT.COM FOR A CURRENT LIST OF PRODUCTS APPLICABLE FOR USE WITH THIS PART.
- COMPONENTS:
1- LEFT CABINET TAPPED EQUIPMENT RAIL
1- RIGHT CABINET TAPPED EQUIPMENT RAIL
1- HARDWARE MOUNTING KIT
- DIMENSIONS IN PARENTHESIS ARE METRIC (mm).
- CAN BE USED WITH ANY 19" EIA STANDARD COMPONENT IN ADDITION TO ALL PANDUIT HORIZONTAL CABLE MANAGEMENT AND PATCH PANEL PRODUCTS.
- 23 AVAILABLE RACK SPACES.
- EIA UNIVERSAL HOLE PROGRESSION:
.625", .625", .500", .625", .625", .500"...ETC
- RACK UNIT INDEX MARKS ARE CLEARLY PRINTED ON EACH RAIL.
- FOR USE ON 42RU AND 45RU NET-ACCESS CABINETS.

MODEL FILENAME	V10647AA/02.PRT
CAD FILENAME/LAYERS	V10647AA_DC/02A.PRT
PANDUIT CORP. TINLEY PARK, ILLINOIS	
23 RU #12-24 TAPPED EQUIPMENT RAILS (CNRTS) CUSTOMER DRAWING	

										UNLESS OTHERWISE SPECIFIED, DIMENSIONAL TOLERANCES ARE: INCHES X.X +/- 0.06 X.X +/- 1.5 X.XX +/- 0.03 X.XX +/- 0.8 X.XXX +/- 0.015 X.XX +/- 0.4 [METRIC - MILLIMETER] ANGLE +/- 1°			UNLESS OTHERWISE SPECIFIED, ALL DIMENSIONS ARE GIVEN IN INCHES, THIRD ANGLE PROJECTION.	
O2A	9-16-11	LEE	BSN	A. MODEL REVISED	V10647AA-DC		JDWE			DRAWN BY PIP	MAT'L: SEE NOTES	SCALE NONE		
O1A	12-4-08	PIP	RMA	RELEASED TO PRODUCTION	V10647AA-DC		KRKE			DATE 12-4-08		DRAWING NO. V10647AA-DC	DWG A	
REV	DATE	BY	CHK	DESCRIPTION	ECN	R	CUST	SUP	OTH	CHK'D RMA		SIZE		