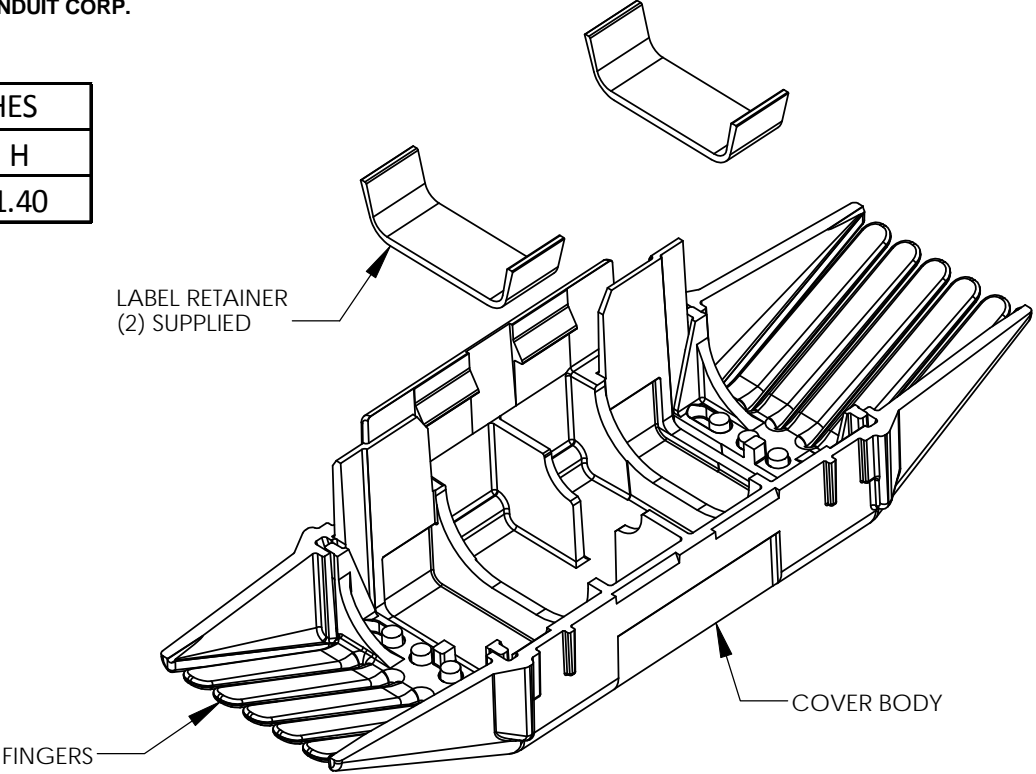


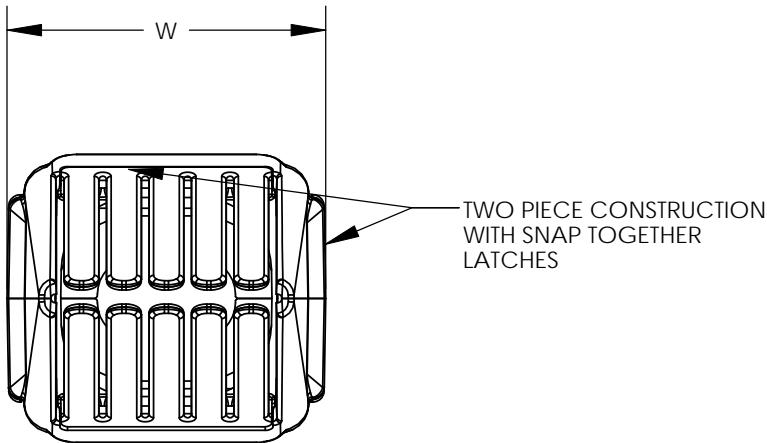
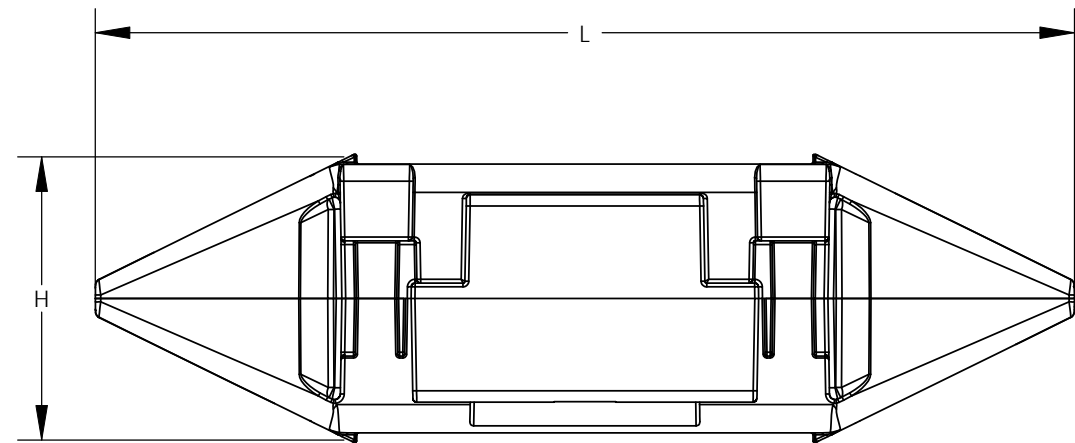
THIS COPY IS PROVIDED ON A RESTRICTED BASIS AND IS NOT TO BE USED IN ANY WAY DETRIMENTAL TO THE INTERESTS OF PANDUIT CORP.

PART NUMBER	FOR PANDUIT H-TAPS	DIMENSIONS IN INCHES		
		L	W	H
CLRCVR2-1	HTCT2-2-1	5.10	1.66	1.40



## NOTES

1. MATERIAL:  
CLEAR POLYCARBONATE COVER BODY WITH  
BLACK POLYPROPYLENE FINGERS  
A. HIGH IMPACT STRENGTH  
B. U.V. RESISTANT  
C. FLAMMABILITY RATED (UL94 V-0)  
D. LIMITING OXYGEN INDEX  
(L.O.I.) = 28 MINIMUM
2. UL LISTED & CSA CERTIFIED:  
A. WHEN USED WITH SPECIFIED PANDUIT H-TAPS  
B. MAXIMUM TEMPERATURE RATING OF INSULATION  
MATERIAL: 90°C  
C. VOLTAGE RATING OF COVER: 600V MAX.
3. COVER PART NUMBER INCLUDES TWO (2) COVER  
HALVES, TWO (2) MATTED SURFACE SNAP IN LABEL  
RETAINERS, AND TWO (2) CABLE TIES TO SUPPLEMENT  
THE MOLDED-IN LATCHES.



										PANDUIT CORP.	TINLEY PARK, ILLINOIS
										HTAP CLEAR COVER (CLRCVR2) CUSTOMER DRAWING	
										UNLESS OTHERWISE SPECIFIED DIMENSIONAL TOLERANCES ARE: (.X) ± --- (.XXX) ± --- (.XX) ± .06 ANGLES ± ---	UNLESS OTHERWISE SPECIFIED, ALL DIMENSIONS ARE GIVEN IN INCHES, THIRD ANGLE PROJECTION
01	12/10	JHNU	JHNU	CONVERTED DWG TO SOLIDWORKS REVISED AGENCY LOGO	N41473BC-C41473	FLD	FLD	DRAWN BY JHNU	MAT'L:	SCALE NONE	
00	12/04	JHNU	JHNU	DRAWING RELEASED				DATE 12/04	SEE NOTES	DRAWING NO / CAD FILE C41473_01	DWG B SIZE
REV	DATE	BY	CHK	DESCRIPTION	ECN	-R	SUP	CHK'D			