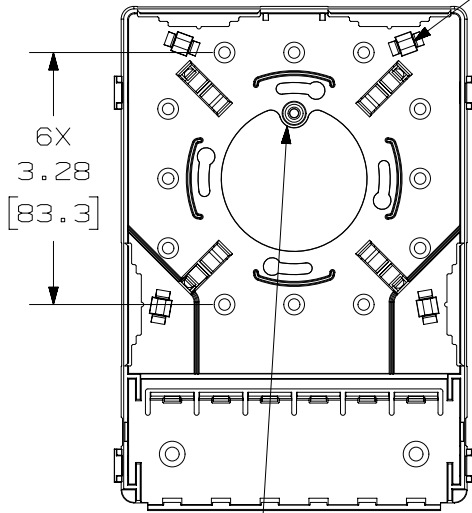


THIS COPY IS PROVIDED ON A RESTRICTED BASIS AND IS NOT TO BE USED IN ANY WAY DETRIMENTAL TO THE INTERESTS OF PANDUIT CORP.

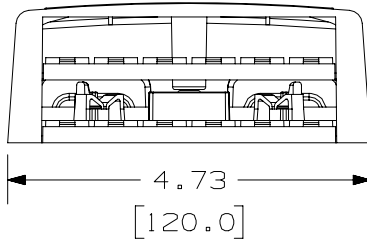
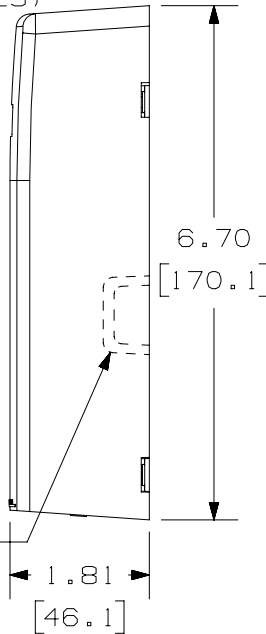
COVER REMOVED FOR CLARITY

PAN-TY LOOP FOR  
CABLE HOLD-DOWN  
(4 PLACES)



POST FOR TAMPER  
RESISTANT SCREW

BREAKOUT AREA  
(4 PLACES)



PANDUIT P/N	WEIGHT
CBXF12**-AY	3.3 LB/10 PCS (1496.8 g/10 PCS)

NOTES:

1. SEE CURRENT CATALOG FOR ADDITIONAL PART NUMBER SUFFIXES TO INDICATE COLOR AND OR PACKAGE QUANTITY.
2. SEE CATALOG FOR A COMPLETE LIST OF PARTS APPLICABLE FOR USE WITH THIS PART.
3. DIMENSIONS IN PARENTHESES ARE IN METRIC.
4. ALSO INCLUDED WITH BOX:
  - 1- BOX BASE
  - 1- BOX COVER
  - 1- BRIDGE
  - 2- PLT1.51-C PAN-TY
  - 1- LABEL/ LABEL COVER
  - 2- MOUNTING SCREW
  - 1- COVER SCREW (USED TO SECURE COVER TO BASE)
  - 2- STRIP OF 1.00" X .75" FOAM TAPE FOR MOUNTING
  - 1- STRIP OF 3.00" X .75" FOAM TAPE FOR MOUNTING
5. BREAKOUTS DESIGNED TO ACCEPT LD3/LDPH3, LD5/LDPH5, OR LD10/LDPH10 RACEWAY.
6. BASE MATERIAL THICKNESS= .090 [ 2.29 ].

NO WARRANTY, EXPRESSED OR IMPLIED, IS MADE BY PANDUIT WITH RESPECT TO ADHESIVE BOND PERFORMANCE. AMONG OTHER THINGS, THE CONDITIONS UNDER WHICH THESE MOUNTS MAY BE APPLIED AND/OR THE SURFACE TO WHICH THEY MAY BE APPLIED ARE BEYOND PANDUIT'S CONTROL.

PART NUMBER		CBXF12**-AY	
TITLE			
MINI-COM 12 POSITION MULTI-MEDIA FIBER SURFACE MOUNT BOX			
CUSTOMER DRAWING			
ITEM REVISION NAME		M02479ES/00	
DATASET FILE NAME		M02479ES_DC125/00B	
UNLESS OTHERWISE SPECIFIED, DIMENSIONAL TOLERANCES ARE: IN [ mm ]		MATERIAL:	
.x ± .xxx ± .010 [ .3 ]		ABS	
.xx ± .03 [ .8 ]		DRAWING NUMBER:	
THIRD ANGLE PROJECTION		02479-125	
DRAWN BY	DATE	CHK	SCALE
JSP	1-19-07	MJD	NONE
REV	DATE	BY	CHK
1	3/17/14	JSP	REFR
R	1-19-07	JSP	MJD
APR		MJD	
DESCRIPTION		ECN	
A. REVISED DRAWING TITLE BLOCK.		02479-125	
RELEASED TO PRODUCTION		02479-125	
SHT 1 OF 1		A	

D10100DA/14

2

1

2

1