

smartlockpro®

# Extra-Heavy Duty Self-Test GFCI Receptacles

Industrial & Hospital Grade




# Extra-Heavy Duty Industrial & Hospital Grade Self-Test GFCI Receptacles

Smooth (not textured) PBT face cover facilitates cleaning and provides significant impact resistance and protection from harsh chemicals

Dual function status indicator light provides simple, intuitive feedback on power and protection status as well as correct wiring


Wiring clamp provides for back or side wiring of ground terminal

Wraparound steel strap provides superior structural integrity, especially in hard-use environments



Back & Side Wire (External Back Wire Clamps)

Line terminal clamps initially held open to expedite first time wiring



Brass self-grounding clip is permanently staked on for secure and reliable performance

Removable safety covers on feed through terminals provide added safety

Leviton Patented Reset Lockout

Tamper-resistant shutters (where stated)

Slim profile provides 25% more room in the wall box

Improved strap design provides greater support, even with ears removed

## Additional Features & Benefits

- Patented bridge contact design provides individual sets of contacts for GFCI receptacle face and downstream receptacles; no power will be delivered to receptacle face if improperly wired (line-load reversed)
- Improved immunity to high frequency noise reduces nuisance tripping
- Advanced electronics provides superior resistance to electrical surges and over-voltages
- Low-profile design is easy to install in all electrical boxes
- Patented SmartlockPro® protection prevents resetting when ground fault protection has been lost

# New Revision to UL Standard 943 for GFCIs



Underwriters Laboratories (UL) standards now require newly manufactured GFCIs to be auto-monitoring (self-testing) by conducting an internal test to confirm that protected power is available.

Our complete line of Class A self-test GFCIs periodically conduct an automatic internal test to confirm that protected power is available. If the GFCI detects a problem, one or more of the following will occur:

- Power will be denied (trip with the inability to reset)
- Trip with the ability to reset, subject to the next auto-monitoring test cycle or repeatedly trip
- Visual indication

## Status Indicator Light

Leviton GFCI devices feature an LED Status Indicator Light which provides a visual indication to the user of the status of GFCI protection. This is a convenient way to check the level of protection at-a-glance.

### GREEN LED - NORMAL OPERATION


- GFCI has passed self-test and is providing power

### RED LED - ALERT!

- Blinking - Initial self-test upon first power up
- Solid or blinking - Press TEST and RESET buttons to reset GFCI
- If GFCI will not reset OR solid or blinking red continues, replace device


### NO LED - NO POWER

- GFCI in tripped state
- Press RESET button
- If GFCI will not reset, no power on the circuit





# Extra-Heavy Duty Self-Test GFCI Receptacles



## Ordering Information

Extra-Heavy Duty Industrial Grade Self-Test GFCI Receptacles - Wallplate Not Included								
Color	Cat. No.				Cat. No.			
	NEMA 5-15R				NEMA 5-20R			
	15A-125V @ Receptacle 20A-125V Feed-Through				20A-125V @ Receptacle 20A-125V Feed-Through			
	WR & TR	Pilot Light	Isolated Ground	Leaded	WR & TR	Pilot Light	Isolated Ground	Leaded
<b>Brown</b>	G5262-WT	GFPL1-PL	*	*	G5362-WT	GFPL2-PL	*	*
<b>Ivory</b>	G5262-WTI	GFPL1-PLI	*	GFTR1-5LI	G5362-WTI	GFPL2-PLI	*	GFTR2-5LI
<b>White</b>	G5262-WTW	GFPL1-PLW	*	GFTR1-5LW	G5362-WTW	GFPL2-PLW	*	GFTR2-5LW
<b>Black</b>	G5262-WTE	GFPL1-PLE	*	*	G5362-WTE	GFPL2-PLE	*	*
<b>Gray</b>	G5262-WTG	GFPL1-PLG	*	*	G5362-WTG	GFPL2-PLG	*	*
<b>Lt. Almd</b>	G5262-WTT	GFPL1-PLT	*	*	G5362-WTT	GFPL2-PLT	*	*
<b>Red</b>	G5262-WTR	GFPL1-PLR	*	*	G5362-WTR	GFPL2-PLR	*	*
<b>Orange</b>	*	*	GFTR1-IGO	*	*	*	GFTR2-IGO	*

### Available in the following configurations:

- Tamper-Resistant & Non-Tamper-Resistant
- Weather/Tamper-Resistant
- Isolated Ground/Tamper-Resistant
- Leaded/Tamper-Resistant
- Pilot Light/Tamper-Resistant

\*Available upon special request

Extra-Heavy Duty Hospital Grade Self-Test GFCI Receptacles - Matching Wallplate Included										
Color	Cat. No.					Cat. No.				
	NEMA 5-15R					NEMA 5-20R				
	15A-125V @ Receptacle 20A-125V Feed-Through					20A-125V @ Receptacle 20A-125V Feed-Through				
	Non-TR		TR		WR & TR*	Non-TR		TR		WR & TR*
	Standard	NAFTA	Standard	NAFTA	Standard	Standard	NAFTA	Standard	NAFTA	Standard
<b>Brown</b>	GFNT1-HG	GFNT1-HF	GFTR1-HG	GFTR1-HF	GFNT1-HG	GFNT2-HG	GFNT2-HF	GFTR2-HG	GFTR2-HF	GFNT2-HG
<b>Ivory</b>	GFNT1-HGI	GFNT1-HFI	GFTR1-HGI	GFTR1-HFI	GFNT1-HGI	GFNT2-HGI	GFNT2-HFI	GFTR2-HGI	GFTR2-HFI	GFNT2-HGI
<b>White</b>	GFNT1-HGW	GFNT1-HFW	GFTR1-HGW	GFTR1-HFW	GFNT1-HGW	GFNT2-HGW	GFNT2-HFW	GFTR2-HGW	GFTR2-HFW	GFNT2-HGW
<b>Black</b>	GFNT1-HGE	GFNT1-HFE	GFTR1-HGE	GFTR1-HFE	GFNT1-HGE	GFNT2-HGE	GFNT2-HFE	GFTR2-HGE	GFTR2-HFE	GFNT2-HGE
<b>Gray</b>	GFNT1-HGG	GFNT1-HFG	GFTR1-HGG	GFTR1-HFG	GFNT1-HGG	GFNT2-HGG	GFNT2-HFG	GFTR2-HGG	GFTR2-HFG	GFNT2-HGG
<b>L. Almd</b>	GFNT1-HGT	GFNT1-HFT	GFTR1-HGT	GFTR1-HFT	GFNT1-HGT	GFNT2-HGT	GFNT2-HFT	GFTR2-HGT	GFTR2-HFT	GFNT2-HGT
<b>Red</b>	GFNT1-HGR	GFNT1-HFR	GFTR1-HGR	GFTR1-HFR	GFNT1-HGR	GFNT2-HGR	GFNT2-HFR	GFTR2-HGR	GFTR2-HFR	GFNT2-HGR

\*Wallplates not included with WR & TR configurations

## Additional Features & Benefits

### Weather-Resistant:

- Designed for wet and damp locations to meet the requirements of NEC® Section 406.8
- Nickel Plated steel strap and stainless steel screws
- Conformal coated PC board to protect critical components from moisture
- Cold impact resistance
- UV stabilized plastics

### NAFTA Compliant:

- Suitable for installation where compliance with the Buy American Act is desirable

### Isolated Ground:

- Isolated ground receptacles isolate the strap/ground lead to reduce electrical noise interference to sensitive electronic equipment
- Isolated ground terminal pre-wired with #12 AWG stranded wire for quick assembly

### Leaded:

- Includes #12 AWG TEW line & load leads plus a ground wire to significantly reduce installation times
- Leads are 6" long with wire nuts on load leads

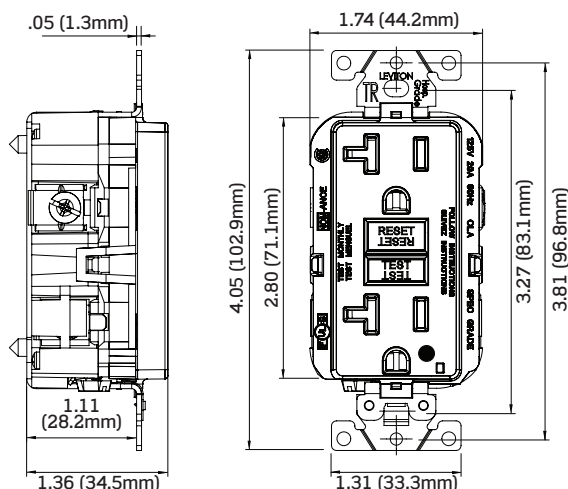
### Pilot Light:

- Ideal for equipment protection on dedicated branch circuits
- High-visibility LED provides a visual indication of power status - ideal for applications where receptacles are not easily accessible

## Specifications

AC Horsepower Rating	
At Rated Voltage	1 HP
Electrical Specifications	
Grounding	Self-Grounding Clip (Isolated Ground Model Separates Ground Terminal from Ground Strap)
Pole	2
Wire	3
Short Circuit Current Rating	10kA
Environmental Specifications	
Flammability	Rated V-0 per UL94
Operating Temperature	-35°C to +66°C
Material Specifications	
Face Material	PBT
Body Material	Polycarbonate
Terminal Screws	Plated Steel
Terminal Screws (WR Only)	Stainless Steel
Terminal Clamp	Brass
Line Contacts	Brass
Grounding Screws	Plated Steel
Grounding Screws (WR Only)	Stainless Steel
Strap Material	Galvanized Steel
Strap Material (WR Only)	Nickel Plated Steel
Ground Clip	Brass
Shutter Mechanism (TR Only)	Acetal
Mechanical Specifications	
Terminal ID	Brass-Hot, Green-Ground, Silver-Neutral
Terminal ID - WR Only	Black-Hot, Green-Ground, Silver-Neutral
Lead ID (Leaded Only)	Black-Hot, White -Neutral, Green-Ground
Terminal Accom.	#14-#10 AWG Solid or Stranded
Termination	Back & side wiring, external wire clamps (2 wires/terminal)
Wire Leads (Leaded Only)	#12 AWG TEW line & load leads plus ground lead; 6" long; wire nuts on load leads
Product ID	Ratings are permanently marked on device
Standards & Certifications	
NEMA	WD-1 & WD-6
ANSI	C-73
Certification/Listing	UL, CSA, NOM-ANCE
Applicable Standards	UL 943, UL 498, CSA C22.2 No. 42 & 144, FedSpec W-C-596
Warranty	
Product Warranty	2 Year Limited

Typical for GFNT2-HG



# Hospital Grade Guidelight Self-Test GFCI Receptacles



GFNL2-HGW

GFNL1-HGR

## Ordering Information

Hospital Grade Guidelight Self-Test GFCI Receptacles		
Color	Cat. No.	Cat. No.
	NEMA 5-15R	NEMA 5-20R
	15A-125V @ Receptacle 20A-125V Feed-Through	20A-125V @ Receptacle 20A-125V Feed-Through
	TR	TR
Brown	GFNL1-HG	GFNL2-HG
Ivory	GFNL1-HGI	GFNL2-HGI
White	GFNL1-HGW	GFNL2-HGW
Black	GFNL1-HGE	GFNL2-HGE
Gray	GFNL1-HGG	GFNL2-HGG
Lt. Almd	GFNL1-HGT	GFNL2-HGT
Red	GFNL1-HGR	GFNL2-HGR

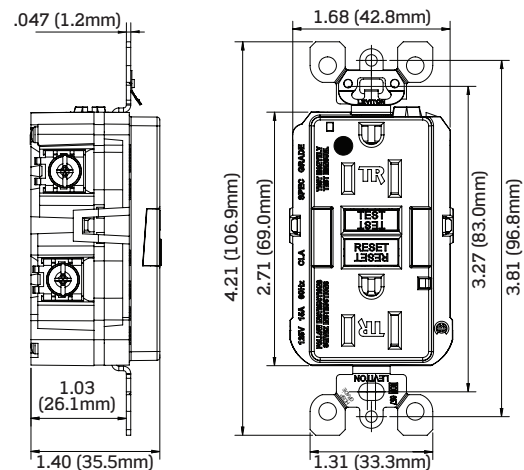
## Additional Features & Benefits

- Sensor provides automatic ON/OFF illumination based on ambient lighting
- Dual lens provides visible light with a variety of plugs or transformers
- Custom designed lenses with edge-mounted LEDs improve light dispersion
- Saves space by eliminating the need to use an outlet or a plug-in night light
- Power indication LED, white to match guidelight LED's
- Wallplate not included

## Specifications

AC Horsepower Rating	
At Rated Voltage	1 HP
Electrical Specifications	
Grounding	Self-Grounding
Pole	2
Wire	3
Short Circuit Current Rating	10kA
Environmental Specifications	
Flammability	Rated V-0 per UL94
Operating Temperature	-35°C to +66°C
Material Specifications	
Face Material	PBT
Body Material	Polycarbonate
Terminal Screws	Plated Steel
Terminal Clamp	Brass
Line Contacts	Brass
Grounding Screws	Plated Steel
Strap Material	Galvanized Steel
Ground Clip	Brass
Shutter Mechanism	Acetal
Mechanical Specifications	
Terminal ID	Brass-Hot, Green-Ground, Silver-Neutral
Terminal Accom.	#14-#10 AWG Solid or Stranded
Product ID.	Ratings are permanently marked on device
Standards & Certifications	
NEMA	WD-1 & WD-6
ANSI	C-73
Certification/Listing	UL, CSA, NOM-ANCE
Applicable Standards	UL 943, UL 498, CSA C22.2 No. 42 & 144, FedSpec W-C-596
Warranty	
Product Warranty	2 Year Limited

Typical for GFNL1-HG



# Lev-Lok® Self-Test GFCI Receptacles



MGFT2-W

## Specifications

AC Horsepower Rating	
At Rated Voltage	1 HP
Electrical Specifications	
Grounding	Self-Grounding
Pole	2
Wire	3
Short Circuit Current Rating	2kA
Feed-Thru Current	20A
Environmental Specifications	
Flammability	Rated V-0 per UL94
Operating Temperature	-35°C to +66°C
Material Specifications	
Face Material	PBT
Body Material	Polycarbonate
Terminal Screws (Load Side)	Plated Steel
Terminal Clamp	Brass
Line Contacts	Brass
Strap Material	Galvanized Steel
Ground Clip	Brass
Shutter Mechanism (TR Only)	Acetal
Mechanical Specifications	
Product ID.	Ratings are permanently marked on device
Line Side Termination	Leviton Cat. MSTWL Wiring Modules
Load Side Termination	#14- #10 AWG Solid or Stranded
Standards & Certifications	
NEMA	WD-1 & WD-6
ANSI	C-73
Certification/Listing	cULus, NOM-ANCE
Applicable Standards	UL 943, UL 498, CSA C22.2 No. 42 & 144, FedSpec W-C-596
Warranty	
Product Warranty	2 Year Limited

## Ordering Information

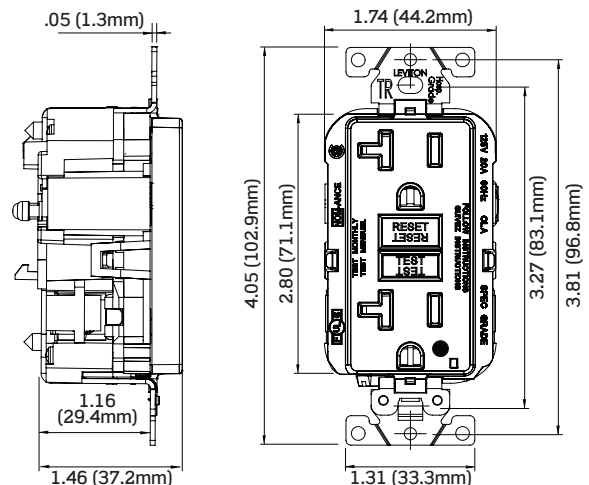
Extra-Heavy Duty Industrial Grade Lev-Lok Self-Test GFCI Receptacles				
Color	Cat. No.		Cat. No.	
	NEMA 5-15R		NEMA 5-20R	
	15A-125V @ Receptacle 20A-125V Feed-Through		20A-125V @ Receptacle 20A-125V Feed-Through	
	Non-TR	TR	Non-TR	TR
<b>Brown</b>	MGFN1	MGFT1	MGFN2	MGFT2
<b>Ivory</b>	MGFN1-I	MGFT1-I	MGFN2-I	MGFT2-I
<b>White</b>	MGFN1-W	MGFT1-W	MGFN2-W	MGFT2-W
<b>Black</b>	MGFN1-E	MGFT1-E	MGFN2-E	MGFT2-E
<b>Gray</b>	MGFN1-GY	MGFT1-GY	MGFN2-GY	MGFT2-GY
<b>Lt. Almd</b>	MGFN1-T	MGFT1-T	MGFN2-T	MGFT2-T
<b>Red</b>	MGFN1-R	MGFT1-R	MGFN2-R	MGFT2-R

Extra-Heavy Duty Hospital Grade Lev-Lok Self-Test GFCI Receptacles				
Color	Cat. No.		Cat. No.	
	NEMA 5-15R		NEMA 5-20R	
	15A-125V @ Receptacle 20A-125V Feed-Through		20A-125V @ Receptacle 20A-125V Feed-Through	
	Non-TR	TR	Non-TR	TR
<b>Brown</b>	MGFN1-HG	MGFT1-HG	MGFN2-HG	MGFT2-HG
<b>Ivory</b>	MGFN1-HGI	MGFT1-HGI	MGFN2-HGI	MGFT2-HGI
<b>White</b>	MGFN1-HGW	MGFT1-HGW	MGFN2-HGW	MGFT2-HGW
<b>Black</b>	MGFN1-HGE	MGFT1-HGE	MGFN2-HGE	MGFT2-HGE
<b>Gray</b>	MGFN1-HGG	MGFT1-HGG	MGFN2-HGG	MGFT2-HGG
<b>Lt. Almd</b>	MGFN1-HGT	MGFT1-HGT	MGFN2-HGT	MGFT2-HGT
<b>Red</b>	MGFN1-HGR	MGFT1-HGR	MGFN2-HGR	MGFT2-HGR

## Additional Features & Benefits

- Only Modular GFCI currently available on the market with feed-through terminals for downstream protection
- All modules have a Circuit ID Label for ease of identification
- Solid brass locking pins for strong, secure connection between receptacle & wiring module
- Use with Leviton Cat. MSTWL series wiring modules - available with stranded or solid leads as well as push wire connectors
- Wallplate and wiring module not included

Typical for MGFT2-HG





# DIN-Rail Self-Test GFCI Receptacles



GFNT2-DIN

## Specifications

<b>AC Horsepower Rating</b>	
At Rated Voltage	1 HP
<b>Electrical Specifications</b>	
Grounding	Self-Grounding
Pole	2
Wire	3
Short Circuit Current Rating	10kA
<b>Environmental Specifications</b>	
Flammability	Rated V-0 per UL94
Operating Temperature	-35°C to +66°C
<b>Material Specifications</b>	
Face Material	PBT
Enclosure Base	Polycarbonate
Enclosure Cover	Polycarbonate
Line Contacts	Brass
<b>Mechanical Specifications</b>	
Product ID.	Ratings are permanently marked on device
<b>Standards &amp; Certifications</b>	
NEMA	WD-1 & WD-6
ANSI	C-73
Certification/Listing	cURus
Applicable Standards	UL 943, UL 498, CSA C22.2 No. 42 & 144, FedSpec W-C-596
<b>Warranty</b>	
Product Warranty	2 Year Limited

## Ordering Information

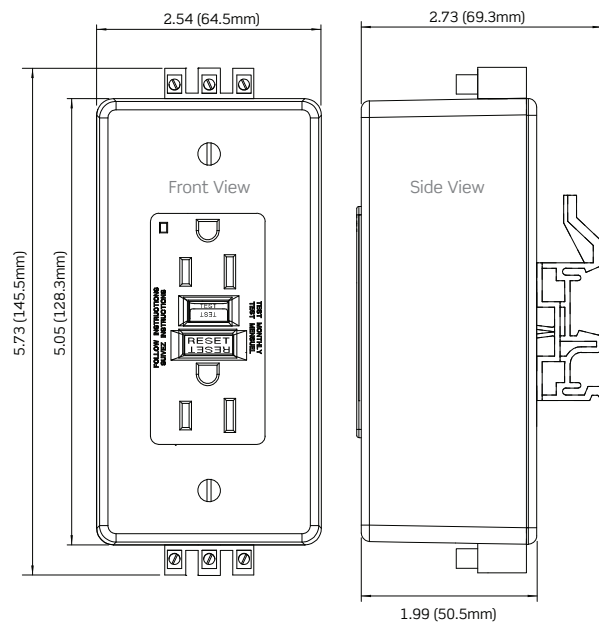
### Extra-Heavy Duty Industrial Grade DIN-Rail Self-Test GFCI Receptacle

Color	Cat. No.	Cat. No.
	NEMA 5-15R	NEMA 5-20R
	15A-125V @ Receptacle 20A-125V Feed-Through	20A-125V @ Receptacle 20A-125V Feed-Through
Black	GFNT1-DIN	GFNT2-DIN

## Additional Features & Benefits

- Mounting clip provides easy installation in equipment cabinets
- GFCI has two terminal blocks, one for the line side and one for feed-thru
- Terminal block accepts #22-#12 AWG conductors

Typical for GFNT1-DIN



Visit our Website at:  
[www.leviton.com/industrial](http://www.leviton.com/industrial)  
 email: [industrial@leviton.com](mailto:industrial@leviton.com)

Q-969

### Leviton Manufacturing Co., Inc.

201 N Service Rd, Melville, NY 11747  
 Telephone: 1-800-323-8920 • FAX: 1-800-832-9538  
 Tech Line (8:30AM-7:30PM E.S.T. Monday-Friday): 1-800-824-3005

© 2015 Leviton Manufacturing Co., Inc. All rights reserved.

052215

