

FastCAM® Pre-Polished Connectors

APPLICATION

FastCAM connectors are pre-polished, field-installable connectors that eliminate the need for hand polishing, bonding, or epoxy in the field. They are available in LC, SC, SC/APC, or ST, single-mode or multimode (OM1, OM2, OM3/4, or OS2) configurations. Connectors can be terminated on 250 or 900 µm buffered fiber and/or 2 or 3 mm jacketed fiber. All connectors allow verification of optical continuity, by use of the visual fault locator (VFL). FastCAM connectors are designed for premise environments, patch panels, and rapid repair/replacement requirements, as well as data centers and applications requiring fast network deployment.

SPECIFICATION

The FastCAM mechanical fiber optic connector shall meet or exceed the requirements described in ANSI/TIA-568-C and 604 standards. Connector shall be pre-polished and field-installable to eliminate the need for hand polishing, bonding, or epoxy in the field. Connector shall be available in LC, SC, SC/APC, or ST, single-mode or multimode (OM1, OM2, OM3/4, or OS2) configurations terminated on 250 or 900 µm buffered fiber and 2 or 3 mm jacketed fiber. Maximum connector insertion loss shall be no greater than 0.5 dB (0.6 dB for SC/APC), with an average of 0.1 dB (multimode) and 0.2 dB (single-mode or 0.3 dB for SC/APC). Typical connector return loss shall be -25 dB (multimode) and -55 dB (single-mode or -65 dB for SC/APC). All versions shall allow continuity to be verified by use of a visual fault locator (VFL).

FEATURES

- Precision mechanical splice termination
- Fast and easy to install (less than one minute)
- No polishing, epoxy curing, consumables
- No proprietary tools
- Low insertion-loss connection
- Uses proven, molded v-groove technologies
- Allows optical continuity to be verified by use of visual fault locator (VFL)
- Includes 900 µm, 2 mm, and 3 mm boots
- SC/APC has an internal angled cleave for optimal return loss performance

COUNTRY OF ORIGIN

Mexico (LC, SC, ST)
Japan (SC/APC)



FastCAM SC
OM3 Connector



FastCAM SC/APC
OS2 Connector



FastCAM LC
OM2 Connector



FastCAM ST
OM1 Connector

DESIGN CONSIDERATIONS

- Multimode and single-mode versions
- Precision, pre-radiused zirconia ferrules
- 900 µm or 250 µm buffered cable termination for SC, LC, and ST
- 2 or 3 mm jacketed cable
- Physical contact (PC) polish for multimode
- Ultra physical contact (UPC) polish for single-mode
- Angled physical contact (APC) polish for single-mode
- Not recommended for termination in outside plant applications/installations
- Precision cleavers are required for all FastCAM connectors*
- LC, SC, and ST UPC connectors require a 0-degree cleave with a maximum angle of 2 degrees for multimode and 1 degree for single-mode fibers
- SC/APC connectors require a maximum cleaving angle of 8 degrees ± 1 degree
- Visual fault locator is recommended for use to verify the optical continuity of the FastCAM connector

* Leviton High-Precision Flat Cleaver (49886-LNX) and Fujikura CT-30A Cleaver (49800-SMK), both available in kits. Leviton High-Precision Angled Cleaver (49886-APC).

STANDARDS COMPLIANCE

Meets ANSI/TIA-568-C.3 performance requirements
Meets ANSI/TIA-604-2 (ST), -3 (SC), -10A (LC) Connector Intermateability Standards

WARRANTY INFORMATION

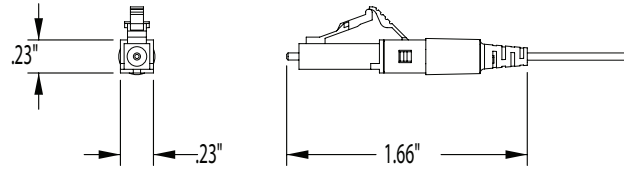
For a copy of Leviton product warranties, visit www.leviton.com/warranty.

ELECTRONIC FILES

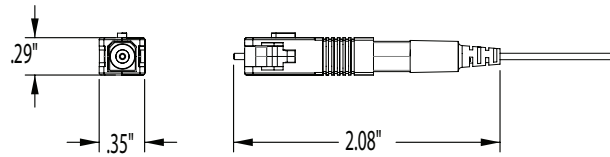
For CAD files, typical specs, or technical drawings (.DXF, .DWG), visit www.leviton.com.

Performance Specifications

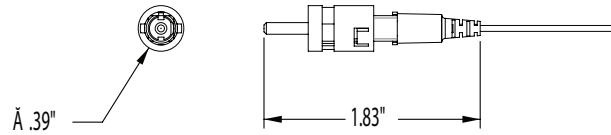
Parameter	Value
Insertion Loss (Multimode)	Typical: 0.1 dB; Max: 0.5 dB
Insertion Loss (Single-Mode)	Typical: 0.2 dB; Max: 0.5 dB
Insertion Loss (Single-Mode SC/APC)	Typical: 0.3 dB; Max: 0.6 dB
Return Loss (Multimode)	Typical: -25 dB
Return Loss (Single-Mode)	Typical: -55 dB
Return Loss (Single-Mode SC/APC)	Typical: -65 dB
Operating Temperature:	-40° C to +75° C



LC Connector



SC Connector



ST Connector

49991-XXX

Leviton FastCAM® Connectors

Description	Part No.
FastCAM LC OM1, beige	49991-MLC
FastCAM LC OM2, black	49991-5LC
FastCAM LC OM3/4, aqua	49991-LLC
FastCAM LC OS2, blue	49991-SLC
FastCAM SC OM1, beige	49991-MSC
FastCAM SC OM2, black	49991-5SC
FastCAM SC OM3/4, aqua	49991-LSC
FastCAM SC OS2, blue	49991-SSC
FastCAM SC/APC OS2, green	49991-ASC
FastCAM ST OM1, beige	49991-MST
FastCAM ST OM2, black	49991-5ST
FastCAM ST OS2, blue	49991-SST

Leviton FastCAM Installation Kits and Tools

Description	Part No.
FastCAM Tool Kit w/ Opt-X® Fiber cleaver, work tray and gooseneck LED	49800-LAK
FastCAM Tool Kit w/ Opt-X Fiber Cleaver	49800-MSK
FastCAM Tool Kit w/ CT-30A Cleaver	49800-SMK
Visual Fault Locator (VFL)	49886-VFL
Opt-X Fiber Cleaver	49886-LNX
Gooseneck LED (use with Opt-X Fiber Cleaver)	49886-LGN
Work Tray (use with Cleaver)	49886-LNT
CT-30A Cleaver	49886-CTA
APC Angled Cleaver	49886-APC



Leviton Network Solutions
2222 - 222nd St. SE
Bothell, WA 98021-4416

Asia / Pacific
T +1.631.812.6228
E infoasean@leviton.com

Canada
T +1.514.954.1840
E pcservice@leviton.com

Caribbean
T +1.954.593.1896
E infocaribbean@leviton.com

China
T +852.2774.9876
E infochina@leviton.com

Colombia
T +57.1.743.6045
E infocolombia@leviton.com

tel 1-800-824-3005
tel +1-425-486-2222
appeng@leviton.com
www.leviton.com

Europe
T +33.6.8869.1380
E infoeurope@leviton.com

India / SAARC
T +971.4.886.4722
E infoindia@leviton.com

Mexico
T +52.55.5082.1040
E Isamarketing@leviton.com

Middle East & Africa
T +971.4.886.4722
E lmeinfo@leviton.com

South Korea
T +82.2.3273.9963
E infokorea@leviton.com