

180 Series 3/4" and 1" Steel Door Recessed Switch Sets



180-12



184-12

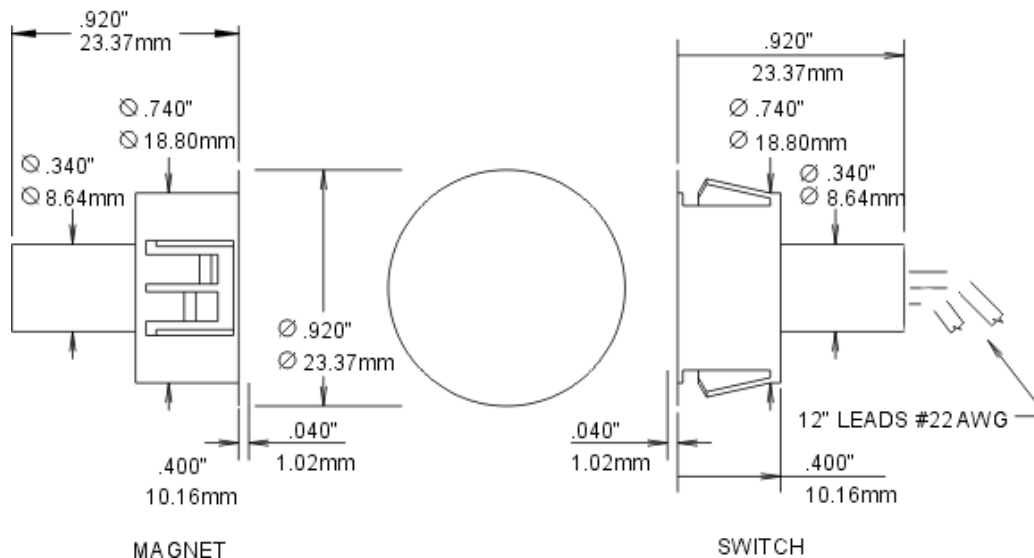


8080-T

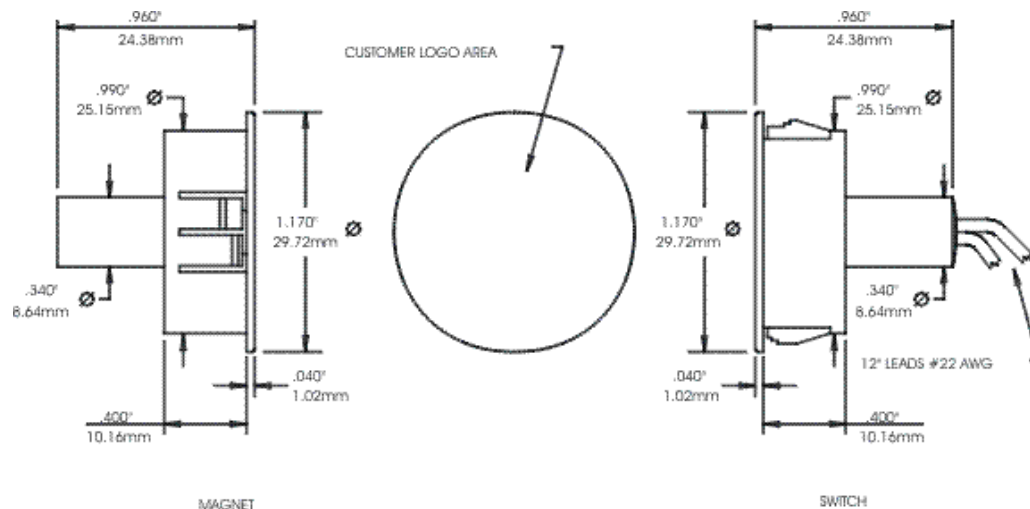
- Lifetime Warranty
- Colors: White, Brown, Grey or Black
- UL and ULC Approved
- 180-12 & 184-12 UL 10C Fire Rated
- Available in Closed Loop, Open Loop and SPDT
- 3/4" and 1" Diameter Mounting
- Standard 12" Leads or Terminals
- Self-Locking
- Solid, One Piece Design
- 7/8" Diameter also Available - Call Factory
- Switches or Magnets are Available Separately
- Standard 1/2" + Gap on Steel
- Wide Gap 1" + Gap on Steel
- Supervisory Loops Available

The GRI 180 Series is the industry standard 3/4" diameter recessed steel door switch set with 12" leads. The 184 Series is a 1" diameter switch set.

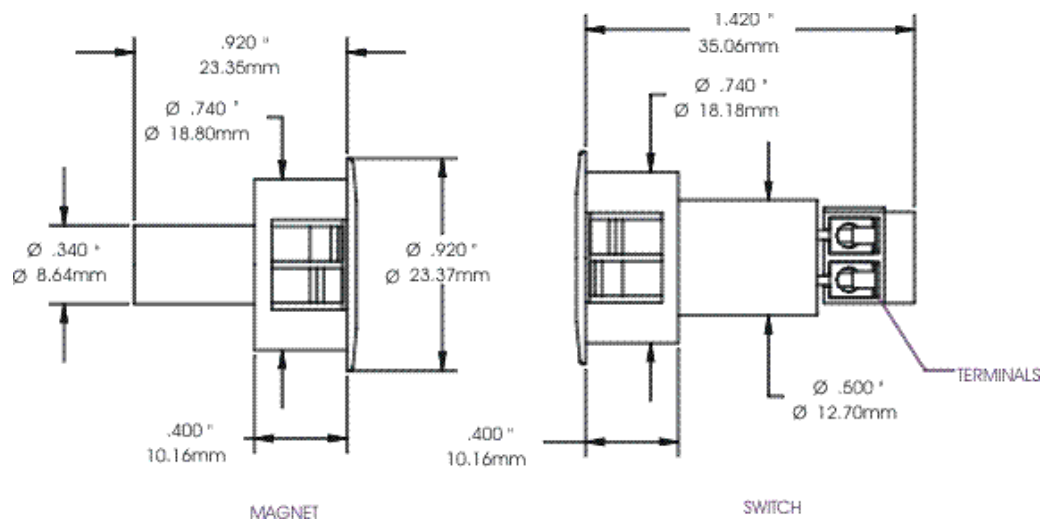
The innovative GRI 8080-T Series is a 3/4" diameter recessed switch set designed for residential, commercial and industrial steel doors and frames. The shorter length and the introduction of PC board type terminals makes the installation of the set quick and simple with no soldering, B connectors or tape to catch during installation or removal, reducing the cost of installation and creating greater profitability.



180-12 Series Recessed Steel Door Switch Set



184-12 Series Recessed Steel Door Switch Set




8080-T Series Recessed Steel Door Switch Set


RECESSED 3/4" & 1" STEEL DOOR SWITCH SET





180/184/8080-T SERIES



- ◆ Recessed Magnetic Contact
- ◆ 12" #22AWG Leads or Screw Terminals
- ◆ Longer Leads, Zip Cord or Jacketed Cable Upon Request
- ◆ Built-in E.O.L. Resistors and Diodes Upon Request
 - ◆ Supervisory Loops Upon Request
- ◆ Switches and Magnets Available Separately
 - ◆ Colors: White, Brown, Gray, Black
- ◆  Indicates U.L. 10C Fire Rated



PART NUMBERS:

		Closed Loop 	Open Loop	SPDT	DPDT
Standard Gap Up To 1/2" On Steel*	3/4" Dia.	180-12	185-12	190-12	195-12
	1" Dia.	184-12	189-12	194-12	199-12
	3/4" Dia.	8080-T	8585-T		
	1" Dia.	8484-T	8989-T		
Wide Gap 3/4" + On Steel*	3/4" Dia.	180-12WG 	185-12WG	190-12WG	195-12WG
	1" Dia.	184-12WG	189-12WG	194-12WG	199-12WG
	3/4" Dia.	8080-TWG	8585-TWG		
	1" Dia.	8484-TWG	8989-TWG		

*Gaps will increase substantially for installations other than steel

*Gaps up to one inch on steel when paired with MC-180 Door Channel Magnet

7/8" Diameter Also Available. P/N 81-12 and 81-12WG. White or Black only. Please call factory.

WARRANTY:

Lifetime warranty against workmanship, material and factory defects.

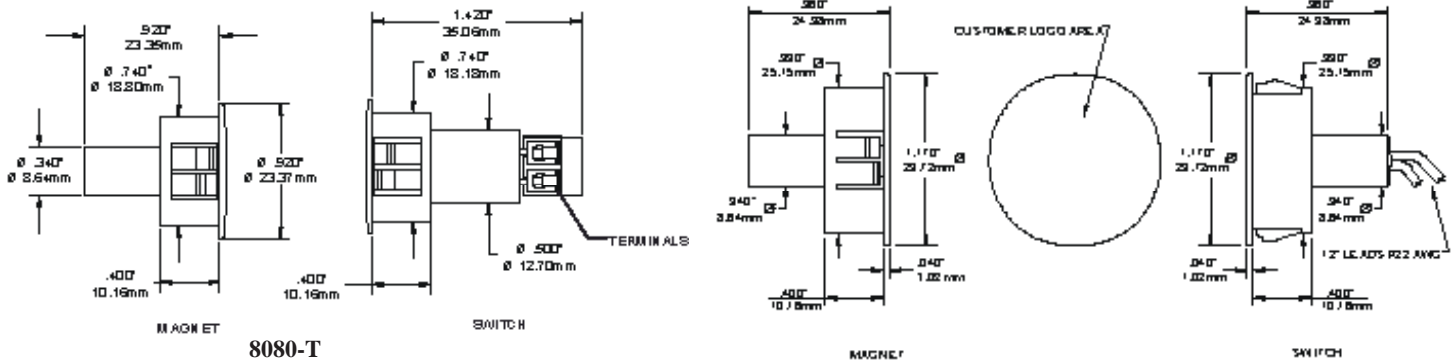
GEORGE RISK INDUSTRIES, INC.
G.R.I. PLAZA
KIMBALL, NE 69145



TOLL-FREE 1-800-445-5218
TOLL-FREE 1-800-523-1227
(308) 235-4645
FAX (308) 235-3561
E-MAIL: sales@grisk.com
WEB SITE: www.grisk.com

RECESSED 3/4" & 1" **STEEL DOOR SWITCH SET**

INSTALLATION APPLICATIONS: The G.R.I. 180-12 is the industry standard 3/4" diameter recessed steel door switch set with 12" leads. The innovative G.R.I. 8080-T series is a 3/4" diameter recessed switch set designed for residential, commercial and industrial steel doors and frames. The shorter length terminals makes the installation of the set quick and simple.



GRI products meet or exceed these minimum general specifications:

PART NUMBER	LOOP TYPE	ELECTRICAL CONFIG.	REED FORM	MAXIMUM INITIAL CONTACT RESISTANCE (Ω)	MAXIMUM CONTACT RATING (W)	MAXIMUM SWITCHING VOLTAGE (VDC)	MAXIMUM SWITCHING CURRENT (A)
180-12	Closed	N/O	A	.150	10	200	.400
180-12WG	Closed	N/O	A	.150	10	200	.400
184-12	Closed	N/O	A	.150	10	200	.400
184-12WG	Closed	N/O	A	.150	10	200	.400
8080-T	Closed	N/O	A	.150	10	160	.400
8080-TWG	Closed	N/O	A	.150	10	160	.400
8484-T	Closed	N/O	A	.150	10	160	.400
8484-TWG	Closed	N/O	A	.150	10	160	.400
185-12	Open	N/C	B	.140	5	175VDC	.250
185-12WG	Open	N/C	B	.140	5	175VDC	.250
189-12	Open	N/C	B	.140	5	175VDC	.250
189-12WG	Open	N/C	B	.140	5	175VDC	.250
8585-T	Open	N/C	B	.140	5	175VDC	.250
8585-TWG	Open	N/C	B	.140	5	175VDC	.250
8989-T	Open	N/C	B	.140	5	175VDC	.250
8989-TWG	Open	N/C	B	.140	5	175VDC	.250
190-12	Open/Closed	SPDT	C	.140	5	175VDC	.250
190-12WG	Open/Closed	SPDT	C	.140	5	175VDC	.250
194-12	Open/Closed	SPDT	C	.140	5	175VDC	.250
194-12WG	Open/Closed	SPDT	C	.140	5	175VDC	.250
195-12		DPDT	C X 2	.140	5	175VDC	.250
195-12WG		DPDT	C X 2	.140	5	175VDC	.250
199-12		DPDT	C X 2	.140	5	175VDC	.250
199-12WG		DPDT	C X 2	.140	5	175VDC	.250

CONTACT YOUR G.R.I. DISTRIBUTOR OR CALL:

GEORGE RISK INDUSTRIES, INC.
 G.R.I. PLAZA
 KIMBALL, NE 69145



MADE IN U.S.A.


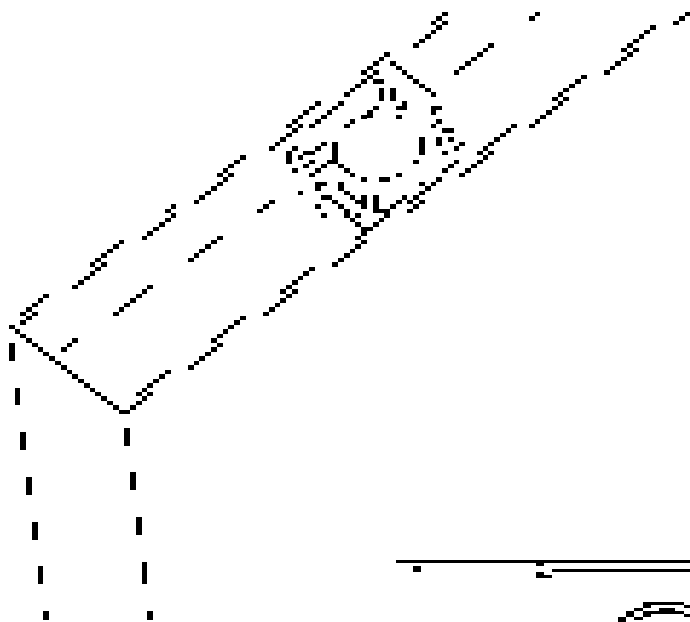
TOLL-FREE 1-800-445-5218
 TOLL-FREE 1-800-523-1227
 (308) 235-4645
 FAX (308) 235-3561
 E-MAIL: sales@grisk.com
 WEB SITE: www.grisk.com

DOOR CHANNEL MAGNET

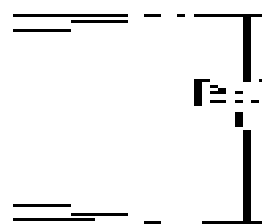
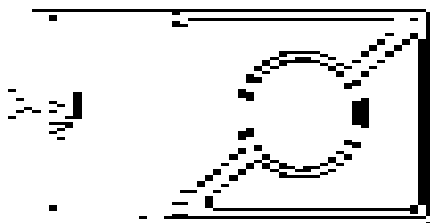


MC-180

- ◆ The MC-180 is designed to be mounted in the top channel of a metal entry/exit door.
- ◆ Legs of the magnet case can be clipped to accommodate a more shallow channel.



MC-180



WARRANTY:

Lifetime warranty against workmanship, material and factory defects.

GEORGE RISK INDUSTRIES, INC.
G.R.I. PLAZA
KIMBALL, NE 69145



MADE IN U.S.A.

TOLL-FREE 1-800-445-5218
TOLL-FREE 1-800-523-1227
(308) 235-4645
FAX (308) 235-3561
E-MAIL: sales@grisk.com
WEB SITE: www.grisk.com