



Stock no. 2020130

UL and ULC Listed

Dimensions: 2" W x 2 5/16" L x 1" H
5,1cm W x 5,9cm L x 2,5cm H

Weight: 1.5 oz.
42,5 g.

Switch Rating: 3 Amps at 28V DC/AC
.05 Amp at 125V DC Resistive

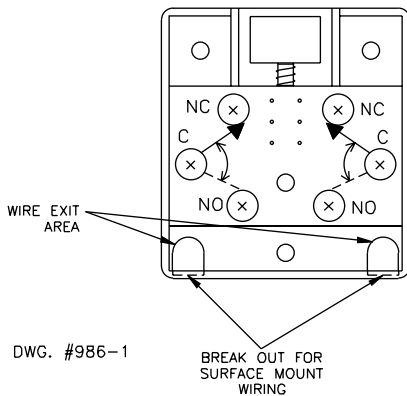
Enclosure: ABS Plastic

Temperature Range: 32°F to 140°F (85% maximum humidity)

Environmental Limitations: Not recommended for outdoor use or use in coolers or freezers.

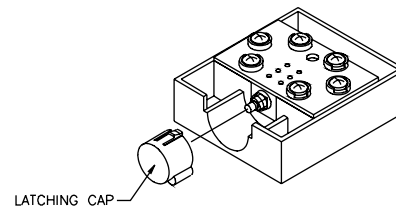
HUB-M (Shown Without Cover)

The Model HUB-M provides momentary or latching DPDT contacts for actuating surveillance cameras or other security applications.



Converting The HUB-M To Optional Latching Operation

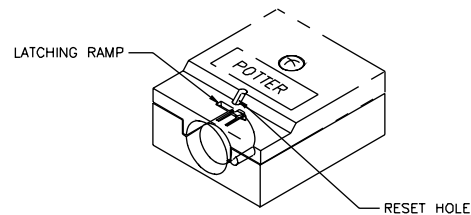
Remove the installed button cap and discard. Replace with alternate latching cap (supplied). Align the cap such that the latching mechanism is directly under the latching ramp in the cover. See illustration.



DWG. #986-4

Installation

Install in accordance with UL 681. Devices should be installed so they cannot be observed by the public and so they can be operated inconspicuously. At least one shall be installed in each vault open during business hours. In banks they shall also be installed in offices commanding a view of the public space.



To unlatch the HUB-M, insert a small pointed object, such as a pocket screwdriver or paper clip into the reset hole. The unit unlatches when the cap is released.