

Basic Power Distribution Units (PDUs)

overview

Panduit Basic Rack PDUs provide reliable and cost effective power distribution in a variety of inputs (Single or Three Phase; Delta or WYE) and outlet configurations (IEC C13, C19, or NEMA compliant).

These Rack PDUs have some of the highest outlet densities and the smallest form factors available in the marketplace. They feature up to 48 outlets and come standard with a 10-foot (3 meter) input power cord. They are capable of mounting vertically (0U) or horizontally (1U or 2U) in a data center/enterprise cabinet or rack using standard mounting buttons or included hardware.

technical information

Dimensions:	Height Inch (mm)	Width Inch (mm)	Depth Inch (mm)
1U:	1.6 (40.6)	17.5 (444.5)	2.0 (50.8)
1U:	1.7 (43.2)	17.5 (444.5)	7.8 (198.1)
2U:	3.4 (86.4)	17.5 (444.5)	7.8 (198.1)
0U HALF:	32.2 (817.9)	2.0 (50.8)	2.1 (53.3)
0U HALF (2 sided):	36 (914.4)	2.0 (50.8)	4.4 (111.8)
0U MID:	58.7 (1491)	2.0 (50.8)	2.1 (53.3)
0U FULL:	68.9 (1750.1)	2.0 (50.8)	2.1 (53.3)
0U FULL (2 sided):	71.7 (1821.2)	2.0 (50.8)	4.4 (111.8)

Mounting: Vertical units provide up to 48 outlets and do not occupy the EIA space. Horizontal units provide up to 16 outlets and mount in standard (1U or 2U) TIA/EIA rack space.

key features and benefits

Outlet Density:	Meets demands of densely packed IT equipment in rack or cabinet space
Form Factor:	Optimal form factor takes up less space for efficient rack space utilization
Operating Temperature:	60 °C ambient at full load for operational reliability
Cable Retention:	Our innovative cable tie accepting outlets allow for secure cord retention (C13 & C19 only) using a cable tie for added safety and security. (Panduit part number: PLT2I-C0)
Circuit Breakers:	Protects data center equipment for increased reliability by interrupting potentially hazardous circuit over-current conditions*
Color Coded Circuits*:	Easily identify phase to outlet banks to aid in fault isolation or load balancing
Multiple input plug options:	A full breadth offering to seamlessly interoperate with existing building power wiring schemes
Multiple Mounting options:	Enables simple out of the box commissioning and flexibility with Panduit cabinets and industry standard mounting features enabling installation into third party cabinets
Mounting buttons:	Allows tool-less mounting of rack PDUs for faster installations on vertical 0U units
External Chassis Ground:	Meets NEC requirements and installation guidelines for IT equipment

* Applies to products outfitted with circuit breakers



Basic Power Distribution Units (PDUs)

electrical specifications

Input Voltage	North America <ul style="list-style-type: none">• Single-Phase 120V• Single-Phase 208V• Single-Phase 240V• Three-Phase Delta 208V• Three-Phase Wye 120/208V	International models <ul style="list-style-type: none">• Single-Phase 240V• Three-Phase Wye 240/415V
Input Current (per phase)	North America <ul style="list-style-type: none">• 15A, 20A, 30A, 50A, 60A	International models <ul style="list-style-type: none">• 16A, 32A, 63A
Input Power	North America <ul style="list-style-type: none">• 1.4 – 17.3 (kVA)	International models <ul style="list-style-type: none">• 3.7 – 22 (kVA)
Input Frequency	50/60 Hz	
Output Voltage	120 - 240 VAC	
Maximum output current (outlet)	IEC C13: 10A IEC C19: 16A NEMA 5-20R: 16A	
Overload protection (where applicable)	Circuit Breakers, hydraulic magnetic	

general specifications





































Temperature: Operating	50° to 140° F (10° to 60° C)
Temperature: Storage	-4° to 140° F (-20° to 60° C)
Humidity: Relative Operating %	10% to 90% non-condensing
Humidity: Non-Operating	5 to 95% RH, 38.7°C max wet bulb temperature with no cosmetic damage
Humidity: Relative Storage %	5% to 95%
Elevation: Operating	0 to 10,000 ft. (0 to 3000 m)
Elevation: Storage	0 to 30,000 ft. (0 to 9144 m)
Conformance Standards	North America - UL, CB Test Approved International - CE Approved
Environmental Compliances	RoHS & REACH

cabinet compatibility

Basic PDUs can be easily installed into Panduit and third party cabinets. They safely and efficiently manage and distribute power to multiple devices through a single input power connector, per PDU, to enhance scalability of network build outs.

Basic Power Distribution Units (PDUs)

Basic 1-Phase PDU

Region	Input Current per phase	Form Factor	Input Plug Type	Apparent Power (kVA)	Outlet Count	Outlet Configuration	Length (inches)	Width (inches)	Depth (inches) at Outlet position	Panduit SKU Part No.
NA	15	1U	5-15P	1.4	12	 (12)5-20R	1.6	17.5	2.0	P12B01M
INTL	16	1U	IEC 60309-316P6	3.7	12	 (12)C13	1.6	17.5	2.0	P12B34M
NA	20	1U	5-20P	1.9	12	 (12)5-20R	1.6	17.5	2.0	P12B19M
NA	20	1U	L5-20P	1.9	12	 (12)5-20R	1.6	17.5	2.0	P12B30M
NA	20	1U	L6-20P	3.3	12	 (12)C13	1.6	17.5	2.0	P12B46M
NA	30	1U	L6-30P	5.0	12	 (12)C13	1.7	17.5	7.8	P12B47M
INTL	32	1U	IEC 60309-332P6	7.4	6	 (6)C19	1.7	17.5	7.8	P06B35M
INTL	32	1U	IEC 60309-332P6	7.4	12	 (12)C13	1.7	17.5	7.8	P12B36M
NA	50	1U	CS8265C	8.3	6	 (6)C19	1.7	17.5	7.8	P06B48M
NA	30	2U	L5-30P	2.9	16	 (16)5-20R	3.4	17.5	7.8	P16B41M
NA	15	0U HALF	5-15P	1.4	16	 (16)5-20R	32.2	2.0	2.1	P16B04M
INTL	16	0U HALF	IEC 60309-316P6	3.7	22	 (20)C13,  (2)C19	32.2	2.0	2.1	P22B39M
NA	20	0U HALF	5-20P	1.9	16	 (16)5-20R	32.2	2.0	2.1	P16B07M
NA	20	0U HALF	L5-20P	1.9	16	 (16)5-20R	32.2	2.0	2.1	P16B08M
NA	20	0U HALF	L5-20P	1.9	22	 (20)C13,  (2)C19	32.2	2.0	2.1	P22B05M
NA	20	0U HALF	L6-20P	3.3	22	 (20)C13,  (2)C19	32.2	2.0	2.1	P22B10M
NA	30	0U HALF	L5-30P	2.9	22	 (22)5-20R	32.2	2.0	2.1	P22B09M
NA	30	0U HALF	L6-30P	5.0	20	 (20)C13	32.2	2.0	2.1	P20B16M
INTL	32	0U HALF	IEC 60309-332P6	7.4	20	 (20)C13	32.2	2.0	2.1	P20B40M
NA	30	0U MID	L6-30P	5.0	24	 (20)C13,  (4)C19	58.7	2.0	2.1	P24B15M
NA	30	0U MID	L6-30P	5.0	42	 (36)C13,  (6)C19	58.7	2.0	2.1	P42B17M
INTL	32	0U MID	IEC 60309-332P6	7.4	30	 (24)C13,  (6)C19	58.7	2.0	2.1	P30B06M
INTL	32	0U MID	IEC 60309-332P6	7.4	42	 (36)C13,  (6)C19	58.7	2.0	2.1	P42B42M
INTL	48	0U MID	IEC 60309-363P6	11.0	36	 (30)C13,  (6)C19	58.7	2.0	2.1	P36B43M
NA	50	0U MID	CS8265C	8.3	36	 (30)C13,  (6)C19	58.7	2.0	2.1	P36B18M
NA	50	0U MID	50A Hardwire	8.3	36	 (30)C13,  (6)C19	58.7	2.0	2.1	P36B20M

100-240VAC, 1-Phase

Basic Power Distribution Units (PDUs)

Basic 3-Phase PDU

	Region	Input Current per phase	Form Factor	Input Plug Type	Apparent Power (kVA)	Outlet Count	Outlet Configuration	Length (inches)	Width (inches)	Depth (inches) at Outlet position	Panduit SKU Part No.
208VAC, 3-Phase	NA	30	1U	L15-30P	8.6	6	(6)C19	1.7	17.5	7.8	P06B49M
	NA	30	1U	L21-30P	8.6	6	(6)C19	1.7	17.5	7.8	P06B50M
	NA	50	1U	CS8365C	14.4	6	(6)C19	1.7	17.5	7.8	P06B02M
	NA	60	1U	IEC 60309-460P9	17.3	6	(6)C19	1.7	17.5	7.8	P06B03M
	NA	30	0U HALF	L15-30P	8.6	18	(18)C13	32.2	2.0	2.1	P18B21M
	NA	30	0U HALF	L21-30P	8.6	18	(18)C13	32.2	2.0	2.1	P18B24M
	NA	30	0U MID	L15-30P	8.6	36	(30)C13, (6)C19	58.7	2.0	2.1	P36B22M
	NA	30	0U MID	L21-30P	8.6	30	(24)C13, (3)C19, (3)5-20R	58.7	2.0	2.1	P30B25M
	NA	30	0U MID	L21-30P	8.6	36	(30)C13, (6)C19	58.7	2.0	2.1	P36B26M
	NA	30	0U FULL	L15-30P	8.6	42	(36)C13, (6)C19	68.9	2.0	2.1	P42B23M
	NA	30	0U FULL	L21-30P	8.6	42	(36)C13, (6)C19	68.9	2.0	2.1	P42B27M
	NA	50	0U FULL	CS8365C	10.0	42	(36)C13, (6)C19	68.9	2.0	2.1	P42B28M
	NA	60	0U FULL	IEC 60309-460P9	17.3	24	(12)C13, (12)C19	68.9	2.0	2.1	P24B14M
	NA	50	0U HALF - 2 sided	CS8365C	14.4	24	(18)C13, (6)C19	36.0	2.0	4.4	P24B29M
	NA	60	0U HALF - 2 sided	IEC 60309-460P9	17.3	24	(18)C13, (6)C19	36.0	2.0	4.4	P24B32M
	NA	50	0U FULL - 2 sided	CS8365C	14.4	48	(36)C13, (12)C19	71.7	2.0	4.4	P48B31M
	NA	60	0U FULL - 2 sided	IEC 60309-460P9	17.3	48	(36)C13, (12)C19	71.7	2.0	4.4	P48B33M
240/415VAC, 3-Phase	INTL	16	1U	IEC 60309-516P6	11.0	6	(6)C19	1.6	17.5	2.0	P06B37M
	INTL	32	1U	IEC 60309-532P6	22.0	6	(6)C19	1.7	17.5	7.8	P06B38M
	INTL	16	0U MID	IEC 60309-516P6	11.0	30	(24)C13, (6)C19	58.7	2.0	2.1	P30B13M
	INTL	16	0U MID	IEC 60309-516P6	11.0	42	(36)C13, (6)C19	58.7	2.0	2.1	P42B44M
	INTL	32	0U FULL	IEC 60309-532P6	22.0	24	(12)C13, (12)C19	68.9	2.0	2.1	P24B12M
	INTL	32	0U FULL	IEC 60309-532P6	22.0	42	(30)C13, (12)C19	68.9	2.2	2.1	P42B11M
	INTL	32	0U FULL - 2 sided	IEC 60309-532P6	22.0	48	(36)C13, (12)C19	71.7	2.0	4.4	P48B45M

WORLDWIDE SUBSIDIARIES AND SALES OFFICES

PANDUIT US/CANADA
Phone: 800.777.3300

PANDUIT EUROPE LTD.
London, UK
cs-emea@panduit.com
Phone: 44.20.8601.7200

PANDUIT SINGAPORE PTE. LTD.
Republic of Singapore
cs-ap@panduit.com
Phone: 65.6305.7575

PANDUIT JAPAN
Tokyo, Japan
cs-japan@panduit.com
Phone: 81.3.6863.6000

PANDUIT LATIN AMERICA
Guadalajara, Mexico
cs-la@panduit.com
Phone: 52.33.3777.6000

PANDUIT AUSTRALIA PTY. LTD.
Victoria, Australia
cs-aus@panduit.com
Phone: 61.3.9794.9020

For a copy of Panduit product warranties, log on to www.panduit.com/warranty

For more information

Visit us at www.panduit.com

Contact Technical Support by email: techsupport@panduit.com
or by phone: (866) 405-6654

©2017 Panduit Corp.
ALL RIGHTS RESERVED.
PUSP26--SA-ENG
Replace PVSP141
6/2017

