



never compromise

The value of any product is equal to the quality of the labor and materials put into making it. And the Yale® 8800 series mortise lock is a perfect example that true quality doesn't just happen. Meticulous design and engineering have gone into manufacturing a mortise lock that brings you versatility as well as uncompromising strength and durability.

With quick lever handing and a quick reversible latchbolt, lockset handing takes only seconds. Add a standard non-handed curved lip strike, and you have a no-hassle mortise lock that's quick and easy to install.

When it comes to strength, the Yale® 8800 series brings a new measure of security to the door. Its 1" throw stainless steel deadbolt extends further back into the reinforced steel case when in the locked position, providing added stability and resistance to abuse. Solid trim packages also provide deterrence to vandalism, making the 8800 series a prime player in your total opening security package.

For over 160 years, Yale Locks and Hardware has built a reputation on manufacturing products that exceed expectations of quality and reliability. The Yale 8800 series mortise lock is no exception, and to demonstrate that quality proves itself, we back it with a 10-year mechanical warranty.

We won't compromise, and neither should you.

8800

The Yale 8800 series mortise lock is an industry standard product. Suitable for installation on doors 1-3/4" to 3-1/4" thick with standard trims, these products have a 1" throw stainless steel deadbolt. The anti-friction one-piece latchbolt is stainless steel and has a 3/4" throw.

finishes

The Yale 8800 series mortise lock is available in the trim finishes as listed. All knobs, lever handles, roses, escutcheons, cylinder collars and other exposed parts are fabricated of either brass, bronze, stainless steel or zinc and will be compatible with the finish ordered. When ordering, specify the finish required by the ANSI/BHMA Code Number only. When locksets are ordered with different trim finishes on each side, specify the outside finish first, i.e. COR8817-2 x 612 x 625. The front and strike finish will match the inside finish unless specified otherwise.

camden escutcheon

8800 series locks with escutcheon trim are provided standard with the Camden (CN) escutcheon. This zinc die cast escutcheon features one-piece casting for superior strength. Locks with this escutcheon are ANSI/BHMA certified operational and security Grade 1 and will retrofit to existing Yale escutcheon preps. The aesthetics of the CN escutcheon provide a design continuum with Yale exit device trim for a consistent look throughout the facility.

windstorm

Certified (refer to local codes).



Hurricane

warranty

Yale 8800 series mechanical mortise locks carry a ten (10) year warranty and 8800 series electrified mortise locks carry a two (2) year warranty.

contents

Introduction	2
Finishes	2
Features	3
SL8800	4
Facts and Figures	5
Standard Lever Trim Installation	5
Standard Lever Trim	6-9
8800RL Reflections® Trim	10-11
Knob Trim	12-13
Lockset Functions	14-23
SecureX® Electrified	24-26
SecureX® Electrified Accessories	27
Cylinders	28-30
Cylinder Collars	31-37
Strikes	38
Miscellaneous	39
Occupancy Indicators	40
How to Order	41
Handing	42

ANSI/ BHMA Code	Finish Description
605	Bright Brass, Clear Coated
606	Satin Brass, Clear Coated
609	Satin Brass, Blackened, Satin Relieved, Clear Coated
611	Bright Bronze, Clear Coated
612	Satin Bronze, Clear Coated
613	Dark Oxidized Satin Bronze, Oil Rubbed ¹
613E	Dark Oxidized Satin Bronze - equivalent
616	Satin Bronze, Blackened, and Satin Relieved, Clear Coated
618	Bright Nickel Plated, Clear Coated
619	Satin Nickel Plated, Clear Coated
620	Satin Nickel Plated, Blackened, Satin Relieved, Clear Coated
625	Bright Chrome Plated
626	Satin Chrome Plated 
629	Bright Stainless Steel
630	Satin Stainless Steel 
693	Black Painted
722	Black Oxidized Bronze, Oil Rubbed ²

1. New May 1, 2010

2. Formerly 613 prior to May 1, 2010




Finish available with MicroShield® antimicrobial coating, additional finishes by special application. Consult factory for availability.

features

A.D.A.

The 8800FL meets accessibility guidelines of the Americans with Disabilities Act and the requirements of the Uniform Federal Accessibility standards and ANSI 117.1, all requiring ease of accessibility for the handicapped.

ANSI/BHMA

Certified ANSI/BHMA A156.13,  Series 1000, Operational Grade 1 (8800FL with CN escutcheon & SL8800 meet Security Grade 1).

bevel front

Yale 8800 series fronts are free-floating to adjust from flat to the standard bevel of 1/8" in 2".


door thickness

8800 series mortise locks are supplied as standard for 1-3/4" thick doors. For other than standard, specify the door thickness on the order: (i.e. 2", 2-1/4", etc.)

installations

8800 series mortise locks conform to ANSI/BHMA Specifications A156.115 which cover hardware preparations for steel doors and steel frames and A156.115-W which cover hardware preparations for wood doors with wood or steel frames.

microshield®

8800 series locks are available with MicroShield® antimicrobial coating.  *MicroShield* is a revolutionary hardware finish coating, using a silver ion based technology, which inhibits the growth of bacteria, algae, yeast, fungus, mold and mildew. *MicroShield* is non-toxic and lasts for the lifetime of the finish to which it is applied. To order, suffix option code "YMS".

Note: *MicroShield*® coating may vary finish color from architectural standards. *MicroShield* is not intended as a substitute for traditional infection control programs such as hand hygiene or use of disinfectants. Coated product must still be cleaned to insure the surfaces will be free of destructive microbes. Yale Locks & Hardware makes no representations or warranties, express or implied, as to the efficacy of the *MicroShield* antimicrobial.

ISO 9001

Designed and manufactured under a certified ISO 9001 quality system.

knurled designs

Where required by the local authority, trim can be knurled to be identifiable to the touch for blind persons. All knob designs except CA may be ordered knurled; all lever designs except designer trim and Reflections® trim (pages 9 & 11) may be ordered knurled.

Only the outside knob or lever will be knurled or abrasive coated unless specified otherwise. To order a complete lockset knurled or abrasive coated, suffix the lockset model number with "Knurled" or "Abrasive Coated," i.e. LF x CN8807 x "Knurled," LF x CN8817-2 x "Knurled Inside Only," AU x CN8828FL "Abrasive Coated."

lead shielding

All Yale 8800 series mortise locks are available with a lead shield for installation in lead-lined doors. To order, suffix the lockset model number with "lead-lined."

quick reversibility

Yale mortise locks with the same trim on both sides (knob x knob or lever x lever) are field reversible. These locks can be converted to accommodate the hand of the door. However, to reduce installation costs, it is recommended that the hand of the door be specified for each lockset ordered. If the hand of the door is not specified, RH will be furnished.

underwriters laboratories (UL - cUL)

Yale 8800 series mortise locks have been listed by Underwriters Laboratories Inc. for use on fire doors having a rating up to and including 3 hours and for use on 20 minute wood doors. This pertains to single swing doors not exceeding 4 feet in width and 8 feet in height and in doors mounted in pairs not exceeding 8 feet in either direction (unless otherwise noted in the individual listings.)

In general, single-point mortise locks or latches with 3/4" minimum latch throw are intended for the active leaf of doors mounted in pairs, with the inactive leaf provided with top and bottom flush or surface bolts of the manual, automatic, or self-latching type. The door Classification Marking specifies the minimum latch throw required for the individual door.

Yale 8800 series mortise locks with 3/4" throw latchbolts may also be used on single swing doors rated 1-1/2 hours or less, up to 4 feet in width and 9 feet in height. This is in addition to the rating mentioned above. All Yale 8800 Series Mortise Locks with Lever Handle Trim are UL listed for fire door applications. Underwriters Laboratories does not list locks with rabbeted fronts, locks with deadbolt only, or locks with hold-back feature on the latchbolt.

Note: Any retrofit or other field modification to a fire rated opening can potentially impact the fire rating of the opening, and Yale Locks & Hardware makes no representations or warranties concerning what such impact may be in any specific situation. When retrofitting any portion of an existing fire rated opening, or specifying and installing a new fire-rated opening, please consult with a code specialist or local code official (Authority Having Jurisdiction) to ensure compliance with all applicable codes and ratings.



standard lever trim

Arcadia - ARR

AR Lever Handle ³ :	Cast
CO Rose ¹ :	Stamped
Cylinder Collar:	See pages 32-33

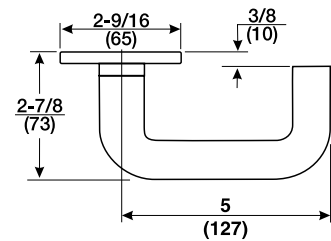
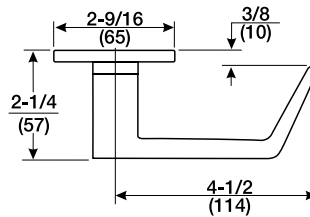
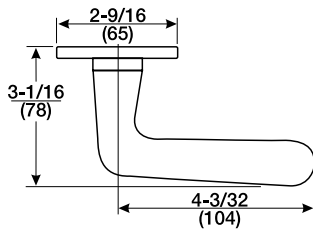
Augusta - AUR

AU Lever Handle:	Cast
CO Rose ¹ :	Stamped
Cylinder Collar:	See pages 32-33

Carmel - CRR

CR Lever Handle:	Cast
CO Rose ¹ :	Stamped
Cylinder Collar:	See pages 32-33

1. Available with Reflections® roses. See page 11 for options.



Arcadia – AR x CN

AR Lever Handle ³ :	Cast
CN Escutcheon ² :	Cast
Cylinder Collar:	See pages 34-37

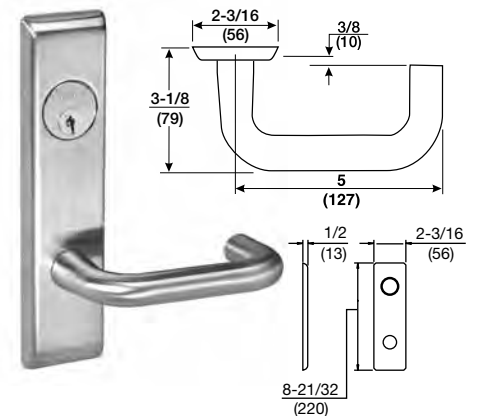
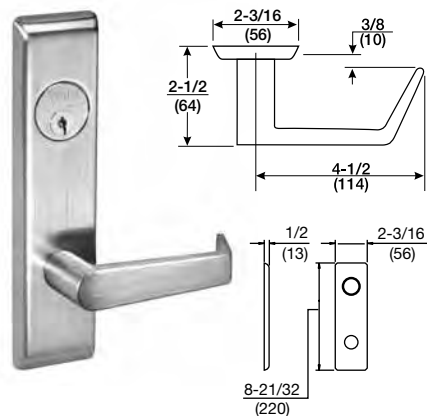
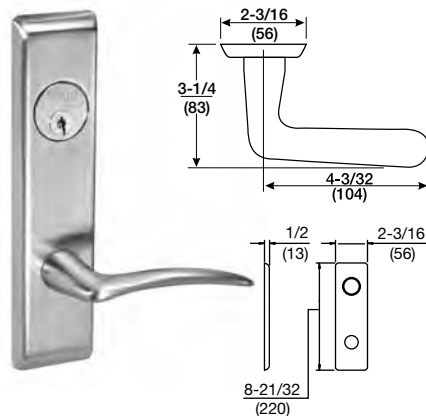
Augusta – AU x CN

AU Lever Handle:	Cast
CN Escutcheon ² :	Cast
Cylinder Collar:	See pages 34-37

Carmel – CR x CN

CR Lever Handle:	Cast
CN Escutcheon ² :	Cast
Cylinder Collar:	See pages 34-37

2. Available with Reflections® escutcheons. See page 11 for options.
3. Indicates levers that are handed.



standard lever trim

Jefferson - JNR

JN Lever Handle:	Cast
CO Rose ¹ :	Stamped
Cylinder Collar:	See pages 32-33

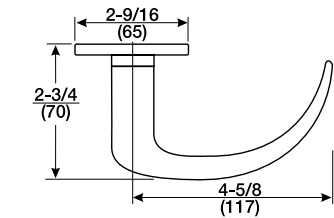
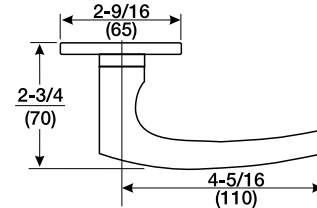
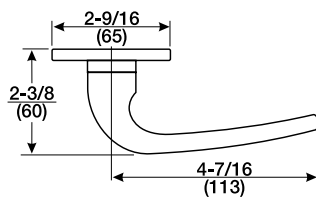
Monroe - MOR

MO Lever Handle:	Cast
CO Rose ¹ :	Stamped
Cylinder Collar:	See pages 32-33

Pacific Beach - PBR

PB Lever Handle:	Cast
CO Rose ¹ :	Stamped
Cylinder Collar:	See pages 32-33

1. Available with Reflections® roses. See page 11 for options.



Jefferson – JN x CN

JN Lever Handle:	Cast
CN Escutcheon ² :	Cast
Cylinder Collar:	See pages 34-37

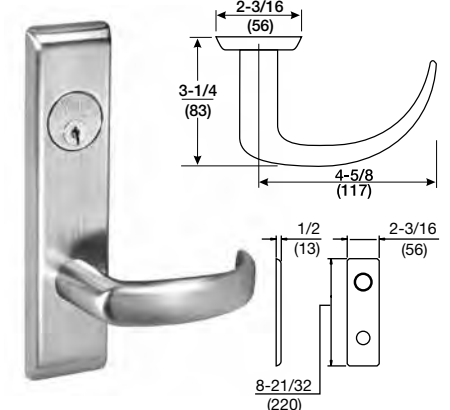
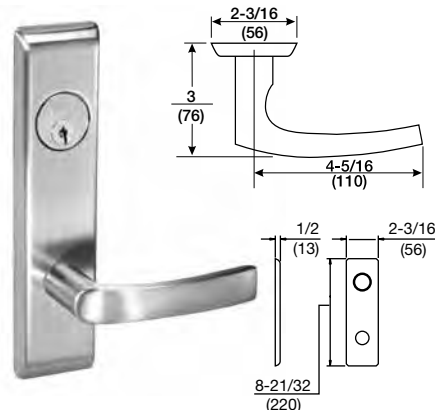
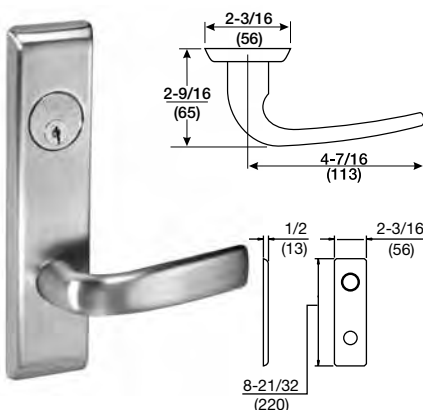
Monroe – MO x CN

MO Lever Handle:	Cast
CN Escutcheon ² :	Cast
Cylinder Collar:	See pages 34-37

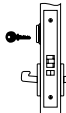
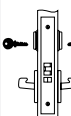

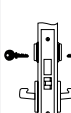
Pacific Beach – PB x CN

PB Lever Handle:	Cast
CN Escutcheon ² :	Cast
Cylinder Collar:	See pages 34-37

2. Available with Reflections® escutcheons. See page 11 for options.



mechanical functions and descriptions

Mechanical Functions (ANSI)	Description / Model Numbers	Armor Front Part Number	*Cylinder	*Cam	Escutcheon Plate Spacing Numbers		Spindles		Illustration																								
					Outside	Inside	Knobs	Levers (Std.)																									
8808 Classroom lock (F05)	<ul style="list-style-type: none">For classroom, office, or utility room doors.Latchbolt retracted by knob/lever either side, except when outside knob/lever is locked by key outside.Inside knob/lever always active.Deadlocking latchbolt.	50-8805-x219-FIN	2153	2160	208	201	1178L	1178L																									
	<table><tr><th rowspan="2">Trim</th><th colspan="2">Model Numbers</th><th rowspan="2">Latchbolt Throw</th></tr><tr><th>Knobs</th><th>Levers</th></tr><tr><td>Standard</td><td>8808</td><td>8808FL</td><td>3/4"</td></tr><tr><td>SL</td><td>—</td><td>SL8808FL</td><td>3/4"</td></tr><tr><td>Reflections®</td><td>—</td><td>8808RL</td><td>3/4"</td></tr></table>									Trim	Model Numbers		Latchbolt Throw	Knobs	Levers	Standard	8808	8808FL	3/4"	SL	—	SL8808FL	3/4"	Reflections®	—	8808RL	3/4"						
	Trim										Model Numbers			Latchbolt Throw																			
										Knobs	Levers																						
	Standard									8808	8808FL	3/4"																					
	SL									—	SL8808FL	3/4"																					
Reflections®	—	8808RL	3/4"																														
8808-2 Intruder latchbolt lock (F32)	<ul style="list-style-type: none">Latchbolt retracted by knob/lever either side unless outside knob/lever is locked by key.Either cylinder locks or unlocks outside knob/lever.Latchbolt can be retracted by key when outside knob/lever is locked.Operating inside knob/lever retracts latchbolt, but outside knob/lever remains locked.Deadlocking latchbolt.	50-8805-x219-FIN	2153 (both sides)	2160	208	208	1178L	1178L																									
	<table><tr><th rowspan="2">Trim</th><th colspan="2">Model Numbers</th><th rowspan="2">Latchbolt Throw</th></tr><tr><th>Knobs</th><th>Levers</th></tr><tr><td>Standard</td><td>8808-2</td><td>8808-2FL</td><td>3/4"</td></tr><tr><td>SL</td><td>—</td><td>SL8808-2FL</td><td>3/4"</td></tr><tr><td>Reflections®</td><td>—</td><td>8808-2RL</td><td>3/4"</td></tr></table>									Trim	Model Numbers		Latchbolt Throw	Knobs	Levers	Standard	8808-2	8808-2FL	3/4"	SL	—	SL8808-2FL	3/4"	Reflections®	—	8808-2RL	3/4"						
	Trim										Model Numbers			Latchbolt Throw																			
										Knobs	Levers																						
	Standard									8808-2	8808-2FL	3/4"																					
	SL									—	SL8808-2FL	3/4"																					
Reflections®	—	8808-2RL	3/4"																														
8809 Classroom or office lock	<ul style="list-style-type: none">Latchbolt retracted by knob/lever either side unless outside knob/lever is locked by key outside or thumbturn inside.Latchbolt retracted by thumbturn inside or key outside.Inside knob/lever always active.Deadlocking latchbolt.	50-8805-x219-FIN	2153	2160	208	211	1178L	1178L																									
	<table><tr><th rowspan="2">Trim</th><th colspan="2">Model Numbers</th><th rowspan="2">Latchbolt Throw</th></tr><tr><th>Knobs</th><th>Levers</th></tr><tr><td>Standard</td><td>8809</td><td>8809FL</td><td>3/4"</td></tr><tr><td>SL</td><td>—</td><td>SL8809FL</td><td>3/4"</td></tr><tr><td>Reflections®</td><td>—</td><td>8809RL</td><td>3/4"</td></tr></table>									Trim	Model Numbers		Latchbolt Throw	Knobs	Levers	Standard	8809	8809FL	3/4"	SL	—	SL8809FL	3/4"	Reflections®	—	8809RL	3/4"						
	Trim										Model Numbers			Latchbolt Throw																			
										Knobs	Levers																						
	Standard									8809	8809FL	3/4"																					
	SL									—	SL8809FL	3/4"																					
Reflections®	—	8809RL	3/4"																														
8811-2 Intruder deadbolt lock (F33)	<ul style="list-style-type: none">Latchbolt retracted by knob/lever either side unless outside knob/lever is locked by key.Deadbolt operated by key either side.When deadbolt is projected, outside knob/lever is automatically locked.Key retraction of deadbolt unlocks outside knob/lever.Anti-panic operation. Operating inside knob/lever retracts the latchbolt and deadbolt simultaneously, automatically unlocking outside knob/lever.	50-8802-x219-FIN	2153 (both sides)	2160	208	208	1178L	1178L																									
	<table><tr><th rowspan="2">Trim</th><th colspan="2">Model Numbers</th><th colspan="2">Throw</th></tr><tr><th>Knobs</th><th>Levers</th><th>Latchbolt</th><th>Deadbolt</th></tr><tr><td>Standard</td><td>8811-2</td><td>8811-2FL</td><td>3/4"</td><td>1"</td></tr><tr><td>SL</td><td>—</td><td>SL8811-2FL</td><td>3/4"</td><td>1"</td></tr><tr><td>Reflections®</td><td>—</td><td>8811-2RL</td><td>3/4"</td><td>1"</td></tr></table>									Trim	Model Numbers		Throw		Knobs	Levers	Latchbolt	Deadbolt	Standard	8811-2	8811-2FL	3/4"	1"	SL	—	SL8811-2FL	3/4"	1"	Reflections®	—	8811-2RL	3/4"	1"
	Trim										Model Numbers		Throw																				
										Knobs	Levers	Latchbolt	Deadbolt																				
	Standard									8811-2	8811-2FL	3/4"	1"																				
	SL									—	SL8811-2FL	3/4"	1"																				
Reflections®	—	8811-2RL	3/4"	1"																													

*Standard cylinder and cam indicated. For optional cylinders, see pages 28-30.